



4 WEEK REAL ESTATE MARKET REPORT

Monday, March 24, 2025

As of: Tuesday, March 25, 2025

- 1 Report Breakdown
- 2 Cumulative Tampa Bay Report - Single Family Home
- 3 Cumulative Tampa Bay Report - Condominium
- 4 Pinellas County - Single Family Home
- 5 Pinellas County - Condominium
- 6 Pasco County - Single Family Home
- 7 Pasco County - Condominium
- 8 Hillsborough County - Single Family Home
- 9 Hillsborough County - Condominium
- 10 Sarasota County - Single Family Home
- 11 Sarasota County - Condominium
- 12 Manatee County - Single Family Home
- 13 Manatee County - Condominium

4 WEEK REAL ESTATE MARKET REPORT

REPORT BREAKDOWN

Monday, March 24, 2025

as of: 3/25/2025



Day 1	Monday, March 24, 2025
Day 2	Sunday, March 23, 2025
Day 3	Saturday, March 22, 2025
Day 4	Friday, March 21, 2025
Day 5	Thursday, March 20, 2025
Day 6	Tuesday, March 25, 2025
Day 7	Monday, March 24, 2025
Day 8	Sunday, March 23, 2025
Day 9	Saturday, March 22, 2025
Day 10	Friday, March 21, 2025
Day 11	Thursday, March 20, 2025
Day 12	Wednesday, March 19, 2025
Day 13	Tuesday, March 18, 2025
Day 14	Monday, March 17, 2025
Day 15	Sunday, March 16, 2025
Day 16	Saturday, March 15, 2025
Day 17	Friday, March 14, 2025
Day 18	Thursday, March 13, 2025
Day 19	Wednesday, March 12, 2025
Day 20	Tuesday, March 11, 2025
Day 21	Monday, March 10, 2025
Day 22	Sunday, March 9, 2025
Day 23	Saturday, March 8, 2025
Day 24	Friday, March 7, 2025
Day 25	Thursday, March 6, 2025
Day 26	Wednesday, March 5, 2025
Day 27	Tuesday, March 4, 2025
Day 28	Monday, March 3, 2025

REPORT BREAKDOWN

GRAPH:

Active - Newly listed during the date range

Pending - Status changed to 'pending' during the date range

Sold - Closed during the date range

Canceled - Canceled during the date range

Temp off Market - Status changed to 'temp' off market' during the date range

The date ranges are not cumulative.

Day 1: Monday, March 24, 2025

Day 28: Monday, March 3, 2025

TOTALS:

4 Weeks: The summation of each date range (Day 1 - Day 28)

Market Changes

Day 1's New Listings, Price Increase, Price Decreases and Back on Market

Manatee County - Single Family Home

7 Day Sold Comparison

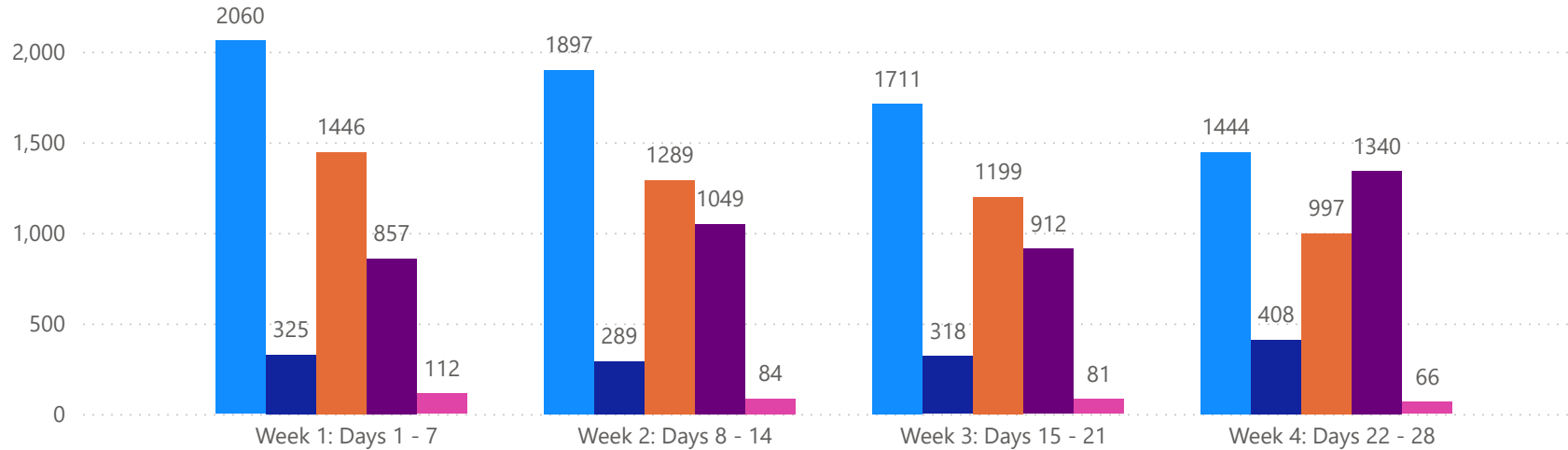
Compares the sold amount and volume in the last 7 days against the same timeframe in the prior year and days 8 - days 14.

4 WEEK REAL ESTATE MARKET REPORT

TAMPA BAY - SINGLE FAMILY HOME

3/24/2025

MLS Status ● Active ● Canceled ● Pending ● Sold ● Temporarily Off-Market



All data is current as of today, though some MLS statuses may have changed from prior days.

TOTALS

MLS Status	4 Week Total
Active	7112
Canceled	1340
Pending	4931
Sold	4158
Temporarily Off-Market	343

DAILY MARKET CHANGE

Category	Sum of Total	
Back on the Market	57	*Back on Market can be from these sources - Pending, Temp Off Market, Cancelled and Expired Listing)
New Listings	232	
Price Decrease	452	
Price Increase	41	

7 DAY SOLD COMPARISON

Closed Prior Year	Volume	Count	Closed Prior Year	Volume	Count
Monday, March 24, 2025	\$57,791,385	102	Saturday, March 23, 2024	\$4,679,470	13
Sunday, March 23, 2025	\$315,000	1	Friday, March 22, 2024	\$210,748,244	345
Saturday, March 22, 2025	\$3,861,500	8	Thursday, March 21, 2024	\$78,044,871	143
Friday, March 21, 2025	\$132,245,483	261	Wednesday, March 20, 2024	\$108,035,756	177
Thursday, March 20, 2025	\$105,652,876	195	Tuesday, March 19, 2024	\$102,516,016	151
Wednesday, March 19, 2025	\$90,726,268	139	Monday, March 18, 2024	\$106,017,810	171
Tuesday, March 18, 2025	\$79,892,234	151	Sunday, March 17, 2024	\$4,081,245	10
Total	\$470,484,746	857	Total	\$614,123,412	1010

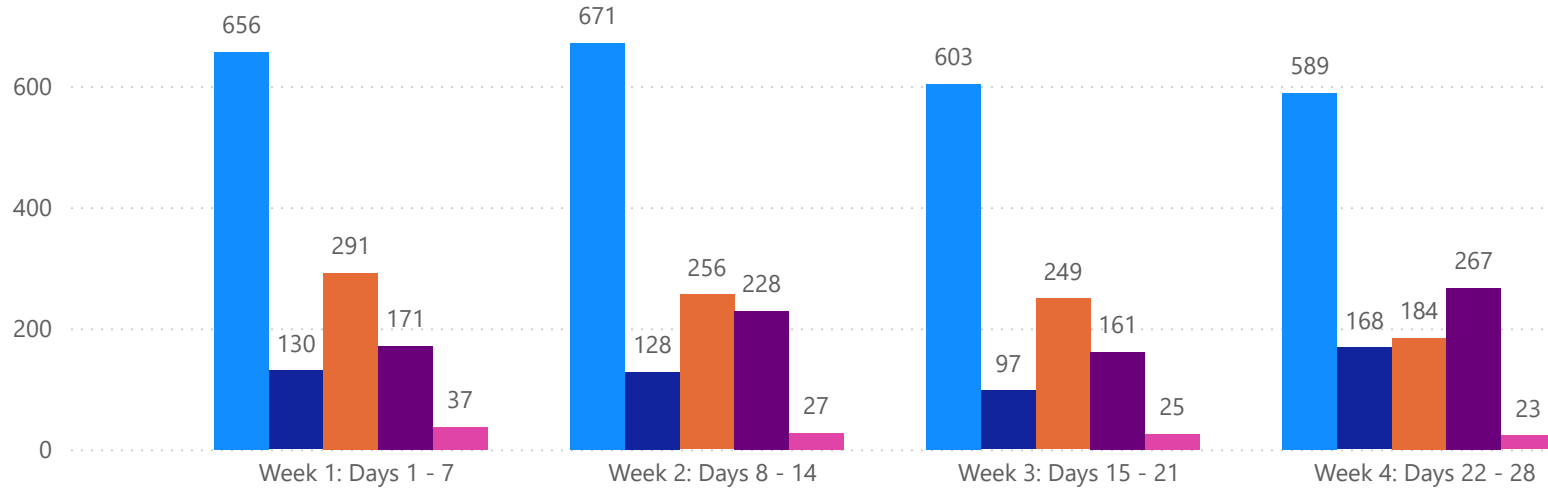


4 WEEK REAL ESTATE MARKET REPORT

TAMPA BAY - CONDO

3/24/2025

MLS Status ● Active ● Canceled ● Pending ● Sold ● Temporarily Off-Market



All data is current as of today, though some MLS statuses may have changed from prior days.

TOTALS

MLS Status	4 Week Total
Active	2519
Canceled	523
Pending	980
Sold	827
Temporarily Off-Market	112

DAILY MARKET CHANGE

Category	Sum of Total	
Back on the Market	10	*Back on Market can be from these sources - Pending, Temp Off Market, Cancelled and Expired Listing)
New Listings	61	
Price Decrease	131	
Price Increase	4	

7 DAY SOLD COMPARISON

Closed Prior Year	Volume	Count	Closed Prior Year	Volume	Count
Monday, March 24, 2025	\$4,418,400	14	Friday, March 22, 2024	\$28,889,227	64
Friday, March 21, 2025	\$31,139,387	66	Thursday, March 21, 2024	\$19,354,800	42
Thursday, March 20, 2025	\$16,969,400	31	Wednesday, March 20, 2024	\$16,569,200	41
Wednesday, March 19, 2025	\$11,796,300	33	Tuesday, March 19, 2024	\$16,095,000	29
Tuesday, March 18, 2025	\$11,735,300	27	Monday, March 18, 2024	\$39,317,610	60
Total	\$76,058,787	171	Total	\$120,225,837	236

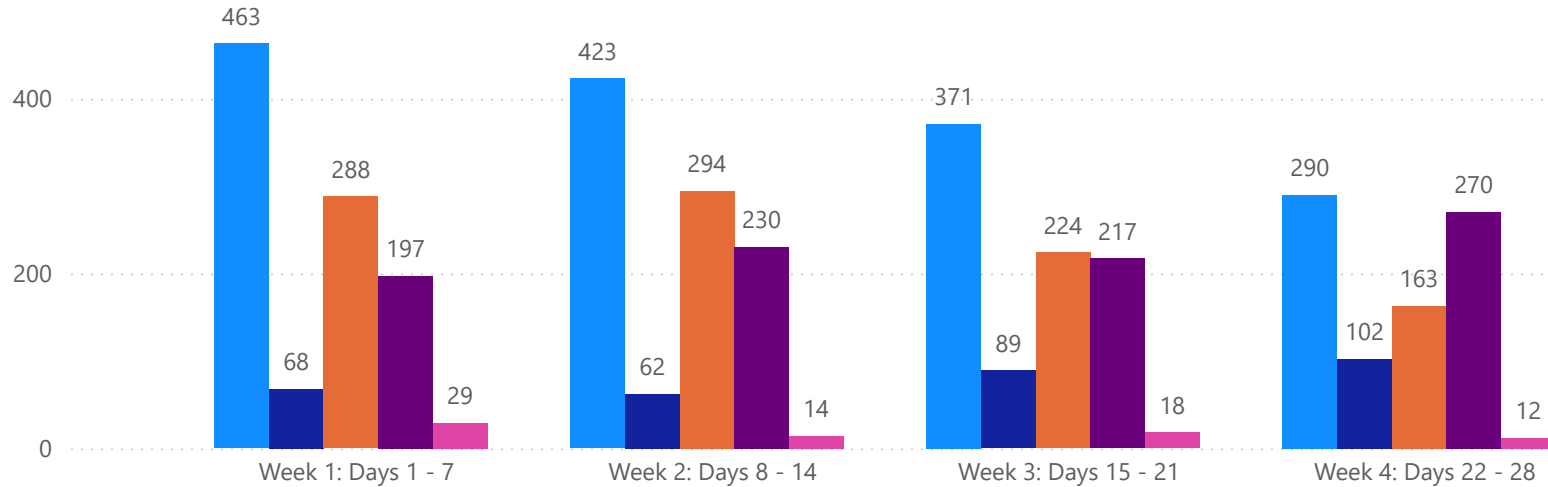


4 WEEK REAL ESTATE MARKET REPORT

PINELLAS COUNTY - SINGLE FAMILY HOME

3/24/2025

MlsStatus ● Active ● Canceled ● Pending ● Sold ● Temporarily Off-Market



All data is current as of today, though some MLS statuses may have changed from prior days.

TOTALS

MLS Status	4 Week Total
Active	1547
Canceled	321
Pending	969
Sold	914
Temporarily Off-Market	73

DAILY MARKET CHANGE

Category	Sum of Pinellas
Back on the Market	16
New Listings	54
Price Decrease	96
Price Increase	3

*Back on Market can be from these sources - Pending, Temp Off Market, Cancelled and Expired Listing)

7 DAY SOLD COMPARISON

Closed Prior Year	Volume	Count	Closed Prior Year	Volume	Count
Monday, March 24, 2025	\$14,620,757	22	Saturday, March 23, 2024	\$885,000	2
Saturday, March 22, 2025	\$2,215,000	3	Friday, March 22, 2024	\$47,667,075	71
Friday, March 21, 2025	\$30,798,823	66	Thursday, March 21, 2024	\$17,600,800	28
Thursday, March 20, 2025	\$28,439,508	43	Wednesday, March 20, 2024	\$26,349,000	31
Wednesday, March 19, 2025	\$17,757,900	29	Tuesday, March 19, 2024	\$30,328,300	37
Tuesday, March 18, 2025	\$17,463,650	34	Monday, March 18, 2024	\$31,955,050	46
Total	\$111,295,638	197	Sunday, March 17, 2024	\$365,000	1
			Total	\$155,150,225	216

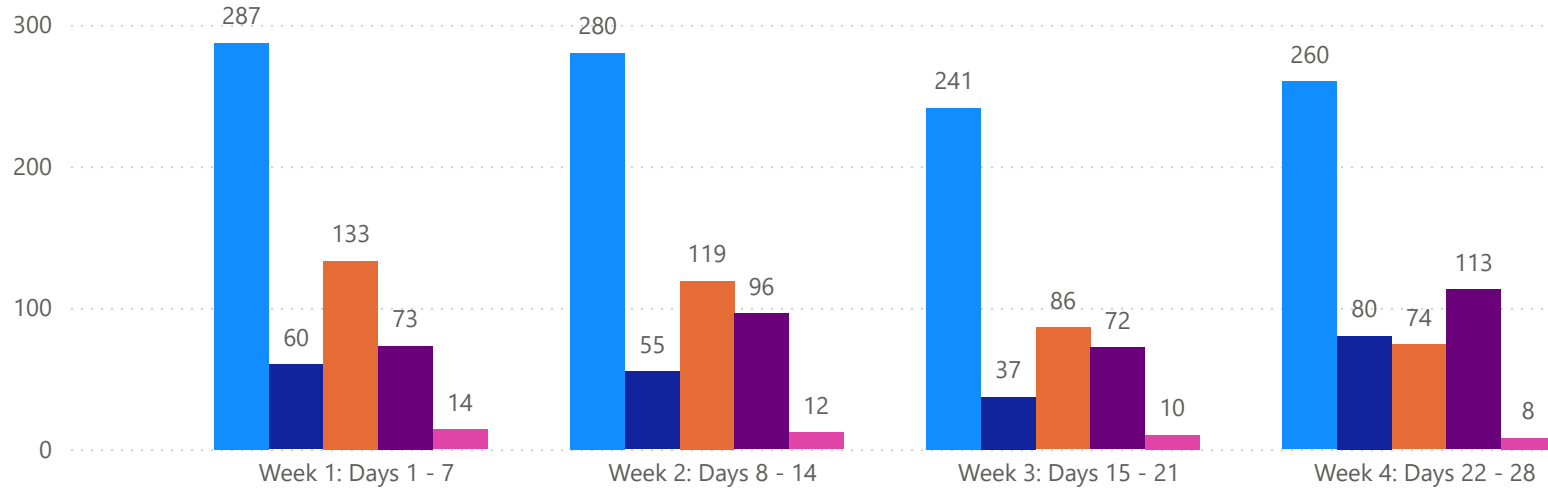


4 WEEK REAL ESTATE MARKET REPORT

PINELLAS COUNTY - CONDO

3/24/2025

MLSStatus ● Active ● Canceled ● Pending ● Sold ● Temporarily Off-Market



All data is current as of today, though some MLS statuses may have changed from prior days.

TOTALS

MLS Status	4 Week Total
Active	1068
Canceled	232
Pending	412
Sold	354
Temporarily Off-Market	44

DAILY MARKET CHANGE

Category	Sum of Pinellas
Back on the Market	4
New Listings	31
Price Decrease	51
Price Increase	0

*Back on Market can be from these sources - Pending, Temp Off Market, Canceled and Expired Listing)

7 DAY SOLD COMPARISON

Closed Prior Year	Volume	Count	Closed Prior Year	Volume	Count
Monday, March 24, 2025	\$1,681,900	6	Friday, March 22, 2024	\$14,023,790	32
Friday, March 21, 2025	\$7,728,700	23	Thursday, March 21, 2024	\$5,431,000	15
Thursday, March 20, 2025	\$5,239,900	15	Wednesday, March 20, 2024	\$4,271,900	14
Wednesday, March 19, 2025	\$6,626,900	18	Tuesday, March 19, 2024	\$3,379,000	9
Tuesday, March 18, 2025	\$4,450,900	11	Monday, March 18, 2024	\$12,501,720	23
Total	\$25,728,300	73	Total	\$39,607,410	93

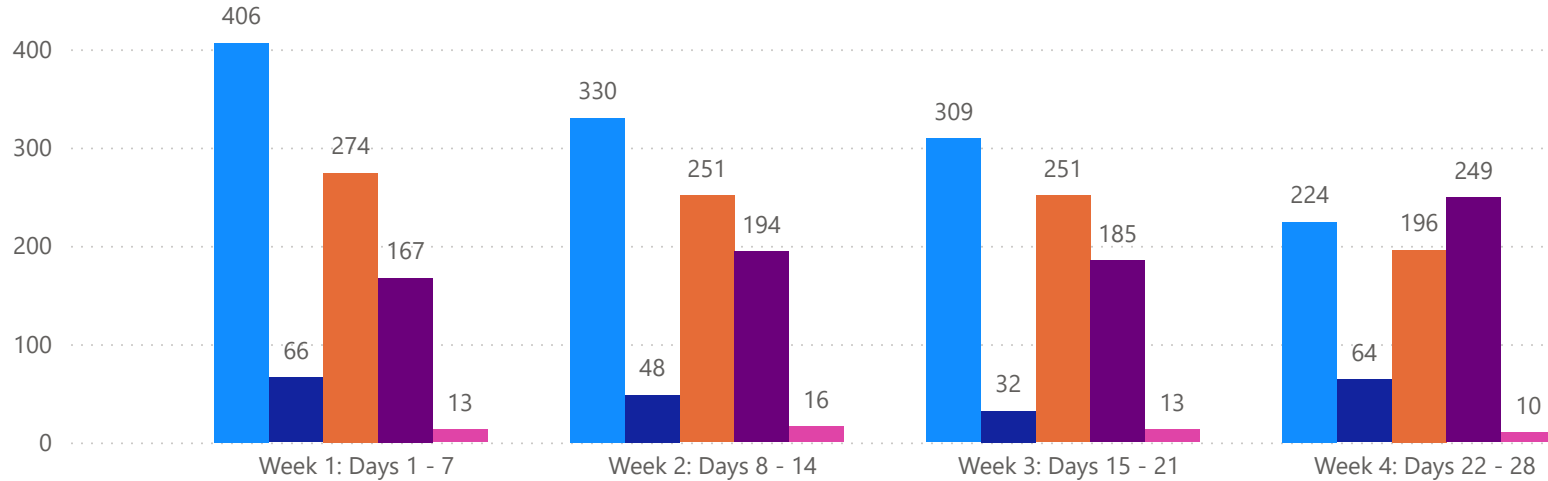


4 WEEK REAL ESTATE MARKET REPORT

PASCO COUNTY - SINGLE FAMILY HOME

3/24/2025

MLS Status ● Active ● Canceled ● Pending ● Sold ● Temporarily Off-Market



All data is current as of today, though some MLS statuses may have changed from prior days.

TOTALS

MLS Status	4 Week Total
Active	1269
Canceled	210
Pending	972
Sold	795
Temporarily Off-Market	52

DAILY MARKET CHANGE

Category	Sum of Pasco
Back on the Market	11
New Listings	39
Price Decrease	55
Price Increase	21

*Back on Market can be from these sources - Pending, Temp Off Market, Canceled and Expired Listing)

7 DAY SOLD COMPARISON

Closed Prior Year	Volume	Count	Closed Prior Year	Volume	Count
Monday, March 24, 2025	\$6,651,346	17	Saturday, March 23, 2024	\$1,543,970	5
Friday, March 21, 2025	\$22,107,805	55	Friday, March 22, 2024	\$28,246,295	62
Thursday, March 20, 2025	\$13,400,490	34	Thursday, March 21, 2024	\$8,371,160	22
Wednesday, March 19, 2025	\$13,931,689	37	Wednesday, March 20, 2024	\$12,306,368	32
Tuesday, March 18, 2025	\$11,335,950	24	Tuesday, March 19, 2024	\$15,896,408	33
Total	\$67,427,280	167	Monday, March 18, 2024	\$19,203,146	43
			Sunday, March 17, 2024	\$2,035,072	5
			Total	\$87,602,419	202

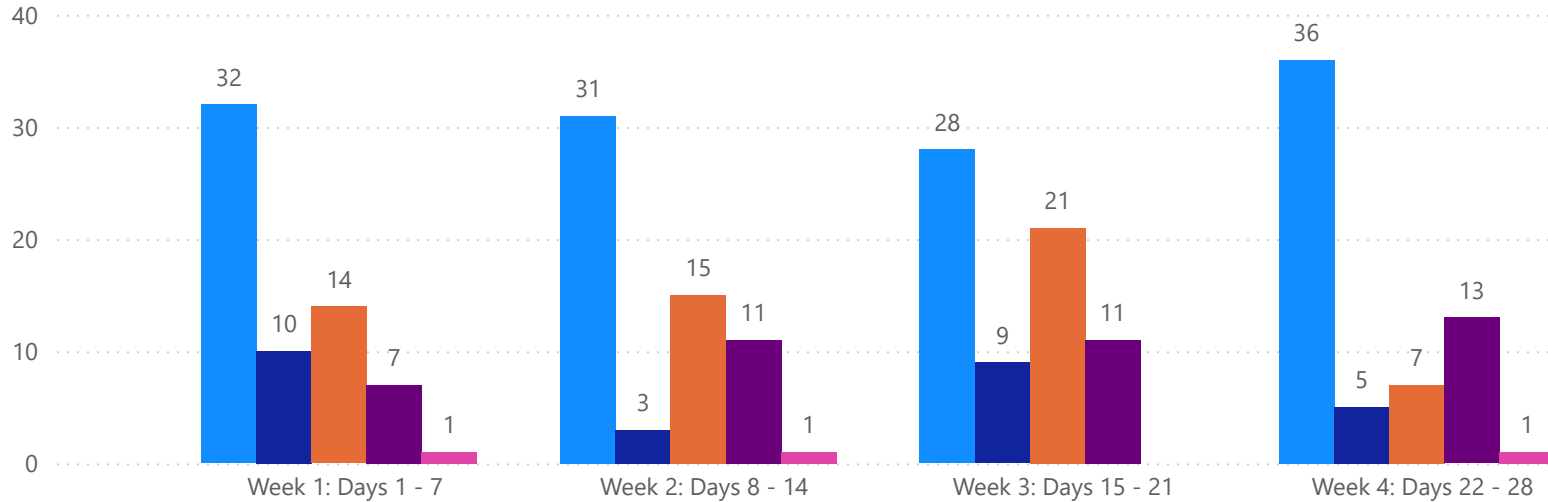


4 WEEK REAL ESTATE MARKET REPORT

PASCO COUNTY - CONDO

3/24/2025

MLS Status ● Active ● Canceled ● Pending ● Sold ● Temporarily Off-Market



All data is current as of today, though some MLS statuses may have changed from prior days.

TOTALS

MLS Status	4 Week Total
Active	127
Canceled	27
Pending	57
Sold	42
Temporarily Off-Market	3

DAILY MARKET CHANGE

Category	Sum of Pasco
Back on the Market	1
New Listings	5
Price Decrease	11
Price Increase	1

*Back on Market can be from these sources - Pending, Temp Off Market, Canceled and Expired Listing)

7 DAY SOLD COMPARISON

Closed Prior Year	Volume	Count	Closed Prior Year	Volume	Count
Friday, March 21, 2025	\$375,999	3	Friday, March 22, 2024	\$833,900	4
Thursday, March 20, 2025	\$493,500	2	Thursday, March 21, 2024	\$558,000	3
Wednesday, March 19, 2025	\$100,000	1	Wednesday, March 20, 2024	\$615,000	2
Tuesday, March 18, 2025	\$137,500	1	Monday, March 18, 2024	\$494,900	3
Total	\$1,106,999	7	Total	\$2,501,800	12

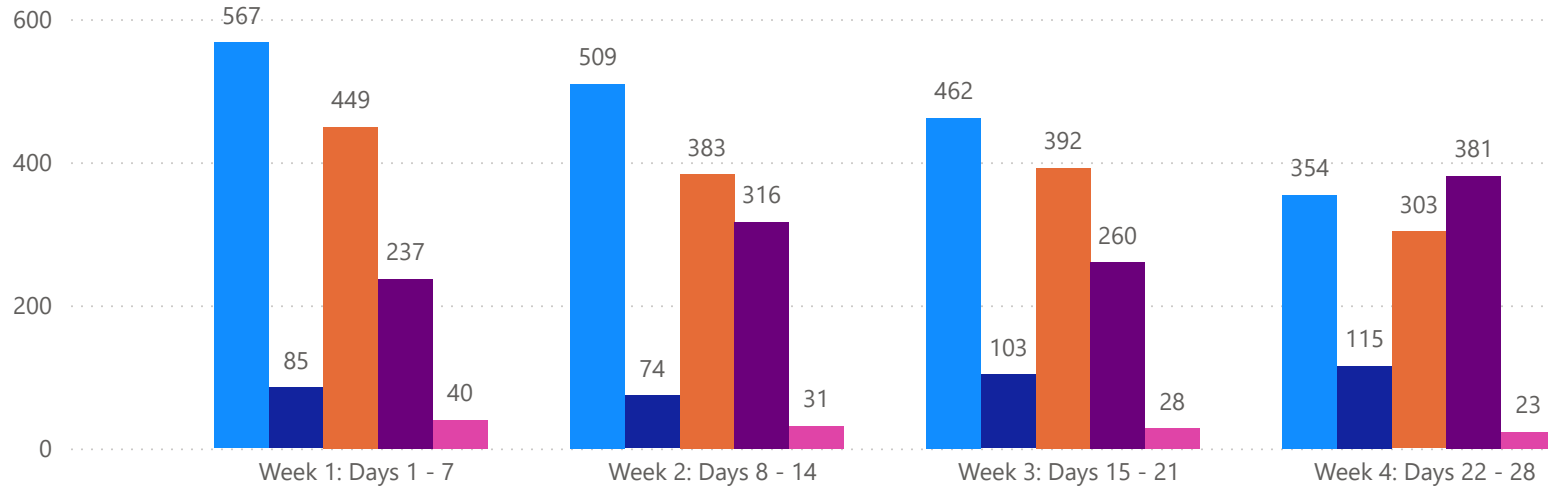


4 WEEK REAL ESTATE MARKET REPORT

HILLSBOROUGH COUNTY - SINGLE FAMILY HOME

3/24/2025

MLS Status ● Active ● Canceled ● Pending ● Sold ● Temporarily Off-Market



All data is current as of today, though some MLS statuses may have changed from prior days.

TOTALS

MLS Status	4 Week Total
Active	1892
Canceled	377
Pending	1527
Sold	1194
Temporarily Off-Market	122

DAILY MARKET CHANGE

Category	Sum of Hillsborough	*Back on Market can be from these sources - Pending, Temp Off Market, Cancelled and Expired Listing)
Back on the Market	15	
New Listings	56	
Price Decrease	111	
Price Increase	9	

7 DAY SOLD COMPARISON

Closed Prior Year	Volume	Count	Closed Prior Year	Volume	Count
Monday, March 24, 2025	\$15,636,882	27	Saturday, March 23, 2024	\$1,959,500	5
Sunday, March 23, 2025	\$315,000	1	Friday, March 22, 2024	\$62,905,260	87
Saturday, March 22, 2025	\$847,500	3	Thursday, March 21, 2024	\$19,899,590	37
Friday, March 21, 2025	\$29,946,215	64	Wednesday, March 20, 2024	\$25,445,730	46
Thursday, March 20, 2025	\$31,672,124	64	Tuesday, March 19, 2024	\$20,890,785	38
Wednesday, March 19, 2025	\$17,938,990	35	Monday, March 18, 2024	\$25,532,415	48
Tuesday, March 18, 2025	\$17,827,771	43	Sunday, March 17, 2024	\$1,681,173	4
Total	\$114,184,482	237	Total	\$158,314,453	265

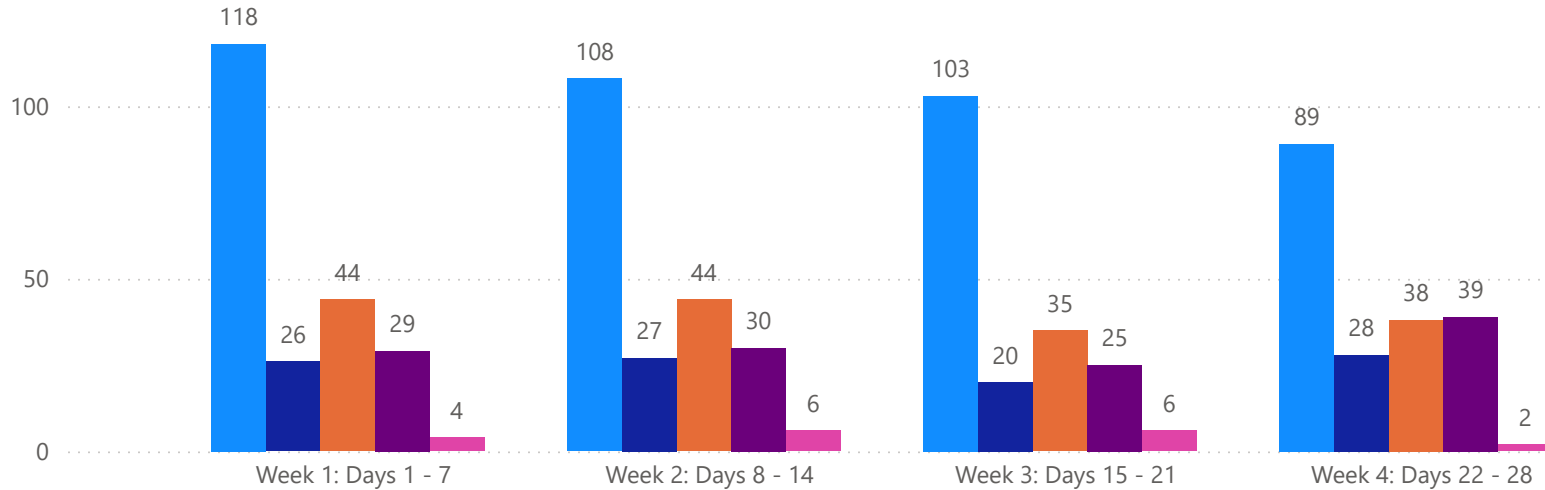


4 WEEK REAL ESTATE MARKET REPORT

HILLSBOROUGH COUNTY - CONDO

3/24/2025

MLS Status ● Active ● Canceled ● Pending ● Sold ● Temporarily Off-Market



All data is current as of today, though some MLS statuses may have changed from prior days.

TOTALS

MLS Status	4 Week Total
Active	418
Canceled	101
Pending	161
Sold	123
Temporarily Off-Market	18

DAILY MARKET CHANGE

Category	Sum of Hillsborough	*Back on Market can be from these sources - Pending, Temp Off Market, Cancelled and Expired Listing)
Back on the Market	1	
New Listings	7	
Price Decrease	15	
Price Increase	0	

7 DAY SOLD COMPARISON

Closed Prior Year	Volume	Count	Closed Prior Year	Volume	Count
Monday, March 24, 2025	\$310,000	2	Friday, March 22, 2024	\$2,835,670	13
Friday, March 21, 2025	\$5,728,900	8	Thursday, March 21, 2024	\$2,668,000	8
Thursday, March 20, 2025	\$3,665,000	6	Wednesday, March 20, 2024	\$1,006,000	3
Wednesday, March 19, 2025	\$1,809,400	6	Tuesday, March 19, 2024	\$1,499,000	7
Tuesday, March 18, 2025	\$2,010,900	7	Monday, March 18, 2024	\$5,068,490	13
Total	\$13,524,200	29	Total	\$13,077,160	44

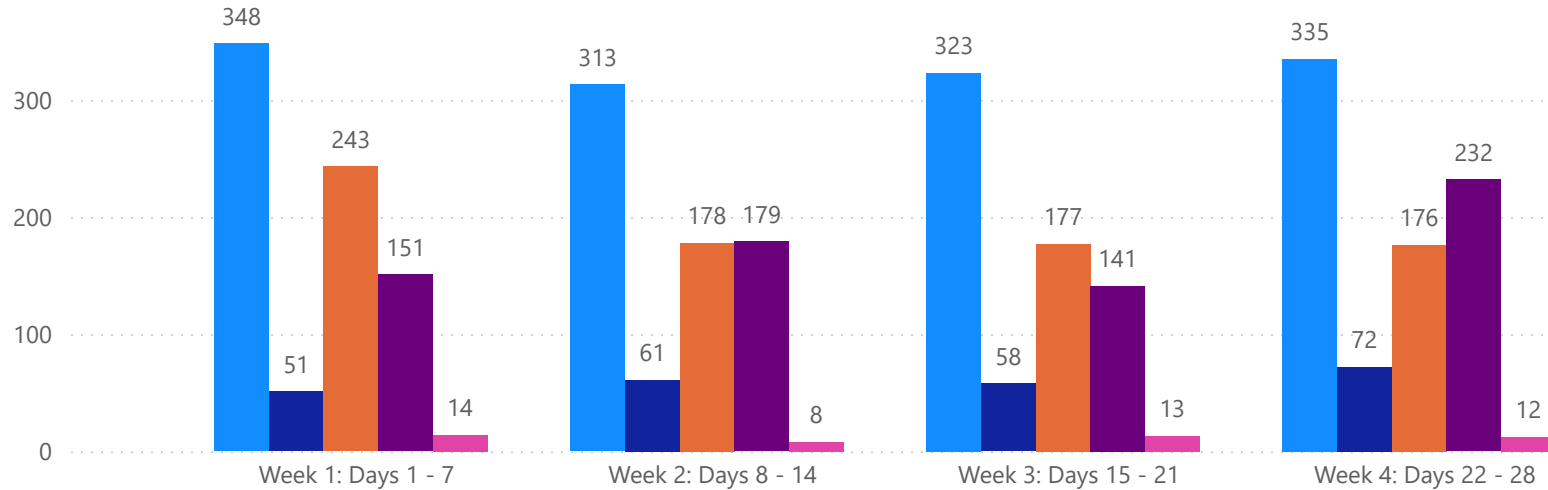


4 WEEK REAL ESTATE MARKET REPORT

SARASOTA COUNTY - SINGLE FAMILY HOME

3/24/2025

MLS Status ● Active ● Canceled ● Pending ● Sold ● Temporarily Off-Market



All data is current as of today, though some MLS statuses may have changed from prior days.

TOTALS

MLS Status	4 Week Total
Active	1319
Canceled	242
Pending	774
Sold	703
Temporarily Off-Market	47

DAILY MARKET CHANGE

Category	Sum of Sarasota
Back on the Market	6
New Listings	49
Price Decrease	116
Price Increase	2

*Back on Market can be from these sources - Pending, Temp Off Market, Canceled and Expired Listing)

7 DAY SOLD COMPARISON

Closed Prior Year	Volume	Count	Closed Prior Year	Volume	Count
Monday, March 24, 2025	\$8,089,000	18	Saturday, March 23, 2024	\$291,000	1
Saturday, March 22, 2025	\$799,000	2	Friday, March 22, 2024	\$29,009,902	51
Friday, March 21, 2025	\$28,683,380	41	Thursday, March 21, 2024	\$13,179,595	24
Thursday, March 20, 2025	\$18,207,294	35	Wednesday, March 20, 2024	\$18,772,625	32
Wednesday, March 19, 2025	\$35,085,710	26	Tuesday, March 19, 2024	\$20,024,662	23
Tuesday, March 18, 2025	\$23,472,377	29	Monday, March 18, 2024	\$20,342,466	21
Total	\$114,336,761	151	Total	\$101,620,250	152

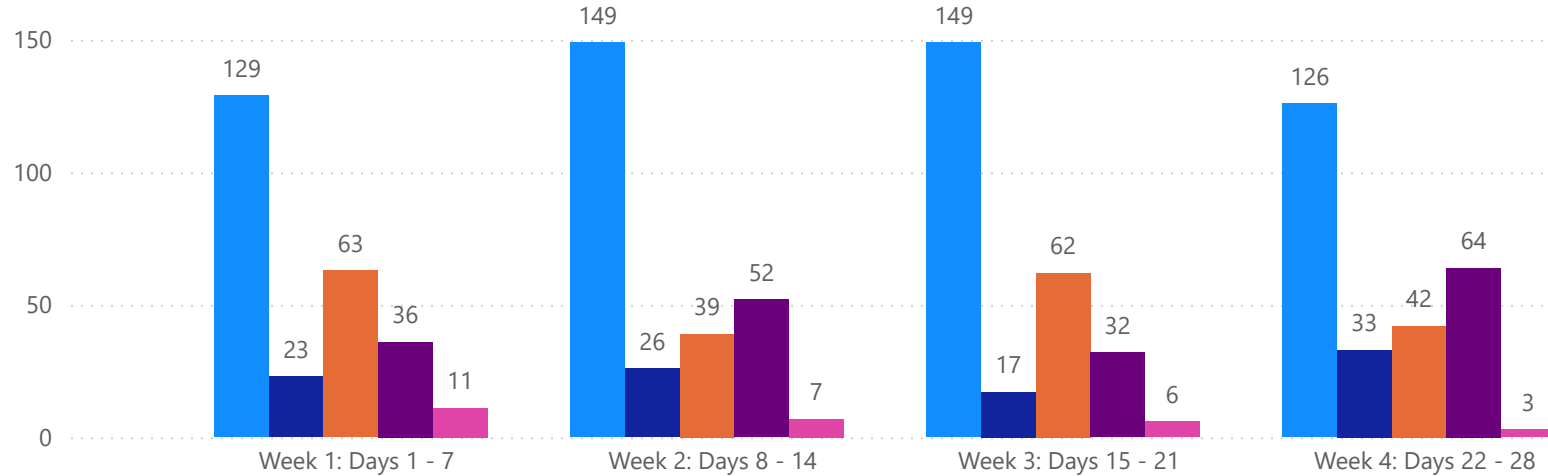


4 WEEK REAL ESTATE MARKET REPORT

SARASOTA COUNTY - CONDO

3/24/2025

MLSStatus ● Active ● Canceled ● Pending ● Sold ● Temporarily Off-Market



All data is current as of today, though some MLS statuses may have changed from prior days.

TOTALS

MLS Status	4 Week Total
Active	553
Canceled	99
Pending	206
Sold	184
Temporarily Off-Market	27

DAILY MARKET CHANGE

Category	Sum of Sarasota
Back on the Market	3
New Listings	6
Price Decrease	27
Price Increase	2

*Back on Market can be from these sources - Pending, Temp Off Market, Canceled and Expired Listing)

7 DAY SOLD COMPARISON

Closed Prior Year	Volume	Count	Closed Prior Year	Volume	Count
Monday, March 24, 2025	\$1,908,000	4	Friday, March 22, 2024	\$9,212,517	10
Friday, March 21, 2025	\$11,644,763	18	Thursday, March 21, 2024	\$6,459,000	7
Thursday, March 20, 2025	\$6,607,000	5	Wednesday, March 20, 2024	\$7,707,900	14
Wednesday, March 19, 2025	\$2,445,000	5	Tuesday, March 19, 2024	\$10,482,000	10
Tuesday, March 18, 2025	\$3,260,000	4	Monday, March 18, 2024	\$19,332,000	17
Total	\$25,864,763	36	Total	\$53,193,417	58

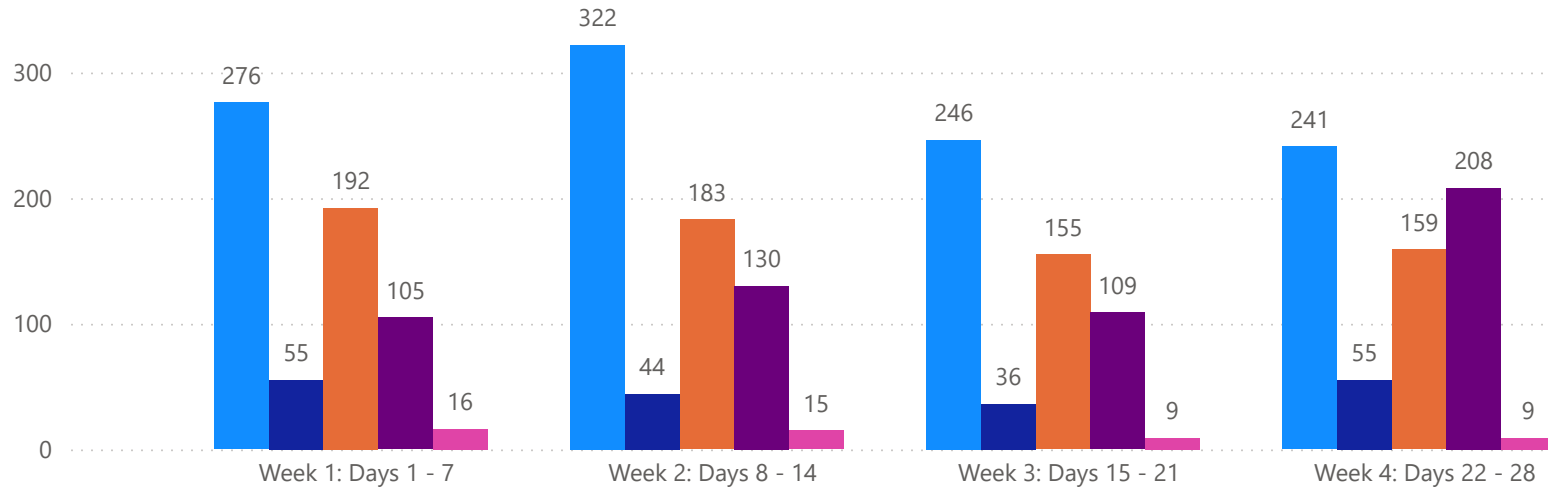


4 WEEK REAL ESTATE MARKET REPORT

MANATEE COUNTY - SINGLE FAMILY HOME

3/24/2025

MLS Status ● Active ● Canceled ● Pending ● Sold ● Temporarily Off-Market



All data is current as of today, though some MLS statuses may have changed from prior days.

TOTALS

MLS Status	4 Week Total
Active	1085
Canceled	190
Pending	689
Sold	552
Temporarily Off-Market	49

DAILY MARKET CHANGE

Category	Sum of Manatee
Back on the Market	9
New Listings	34
Price Decrease	74
Price Increase	6

*Back on Market can be from these sources - Pending, Temp Off Market, Cancelled and Expired Listing)

7 DAY SOLD COMPARISON

Closed Prior Year	Volume	Count	Closed Prior Year	Volume	Count
Monday, March 24, 2025	\$12,793,400	18	Friday, March 22, 2024	\$42,919,712	74
Friday, March 21, 2025	\$20,709,260	35	Thursday, March 21, 2024	\$18,993,726	32
Thursday, March 20, 2025	\$13,933,460	19	Wednesday, March 20, 2024	\$25,162,033	36
Wednesday, March 19, 2025	\$6,011,979	12	Tuesday, March 19, 2024	\$15,375,861	20
Tuesday, March 18, 2025	\$9,792,486	21	Monday, March 18, 2024	\$8,984,733	13
Total	\$63,240,585	105	Total	\$111,436,065	175

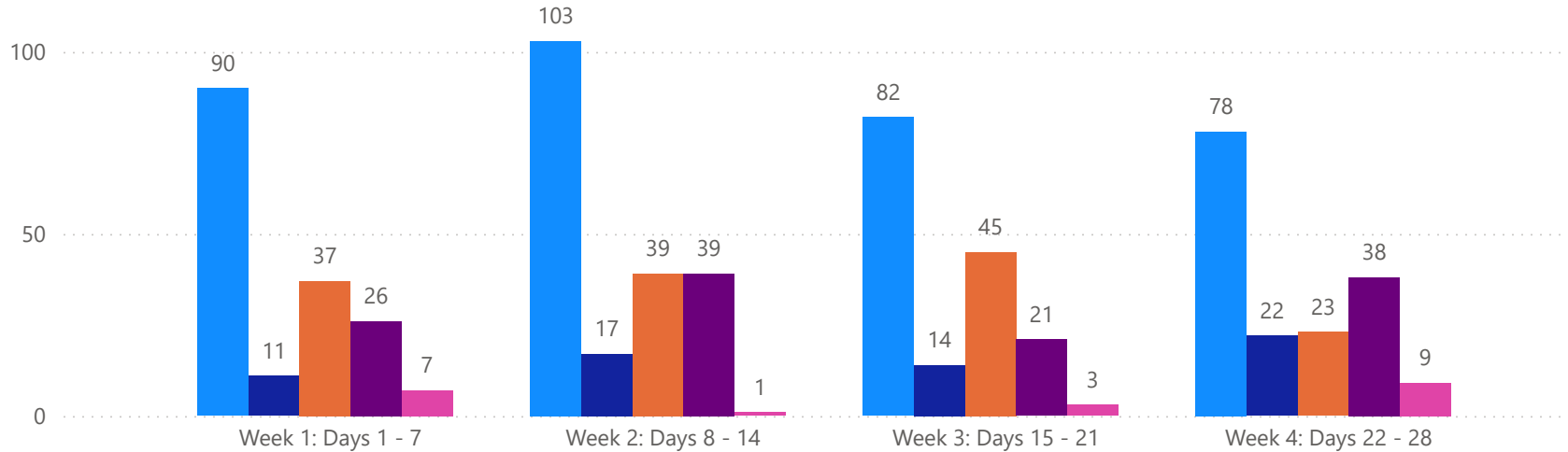


4 WEEK REAL ESTATE MARKET REPORT

MANATEE COUNTY - CONDO

3/24/2025

MLS Status ● Active ● Canceled ● Pending ● Sold ● Temporarily Off-Market



TOTALS

MLS Status	4 Week Total
Active	353
Canceled	64
Pending	144
Sold	124
Temporarily Off-Market	20

DAILY MARKET CHANGE

Category	Sum of Manatee
Back on the Market	1
New Listings	12
Price Decrease	27
Price Increase	1

*Back on Market can be from these sources - Pending, Temp Off Market, Canceled and Expired Listing)

7 DAY SOLD COMPARISON

Closed Prior Year	Volume	Count	Closed Prior Year	Volume	Count
Monday, March 24, 2025	\$518,500	2	Friday, March 22, 2024	\$1,983,350	5
Friday, March 21, 2025	\$5,661,025	14	Thursday, March 21, 2024	\$4,238,800	9
Thursday, March 20, 2025	\$964,000	3	Wednesday, March 20, 2024	\$2,968,400	8
Wednesday, March 19, 2025	\$815,000	3	Tuesday, March 19, 2024	\$735,000	3
Tuesday, March 18, 2025	\$1,876,000	4	Monday, March 18, 2024	\$1,920,500	4
Total	\$9,834,525	26	Total	\$11,846,050	29

