



# 4 WEEK REAL ESTATE MARKET REPORT

Monday, March 31, 2025

*As of: Tuesday, April 1, 2025*

- 1 Report Breakdown
- 2 Cumulative Tampa Bay Report - Single Family Home
- 3 Cumulative Tampa Bay Report - Condominium
- 4 Pinellas County - Single Family Home
- 5 Pinellas County - Condominium
- 6 Pasco County - Single Family Home
- 7 Pasco County - Condominium
- 8 Hillsborough County - Single Family Home
- 9 Hillsborough County - Condominium
- 10 Sarasota County - Single Family Home
- 11 Sarasota County - Condominium
- 12 Manatee County - Single Family Home
- 13 Manatee County - Condominium

# 4 WEEK REAL ESTATE MARKET REPORT

## REPORT BREAKDOWN

Monday, March 31, 2025

as of: 4/1/2025



<b>Day 1</b>	Monday, March 31, 2025
<b>Day 2</b>	Sunday, March 30, 2025
<b>Day 3</b>	Saturday, March 29, 2025
<b>Day 4</b>	Friday, March 28, 2025
<b>Day 5</b>	Thursday, March 27, 2025
<b>Day 6</b>	Tuesday, April 1, 2025
<b>Day 7</b>	Monday, March 31, 2025
<b>Day 8</b>	Sunday, March 30, 2025
<b>Day 9</b>	Saturday, March 29, 2025
<b>Day 10</b>	Friday, March 28, 2025
<b>Day 11</b>	Thursday, March 27, 2025
<b>Day 12</b>	Wednesday, March 26, 2025
<b>Day 13</b>	Tuesday, March 25, 2025
<b>Day 14</b>	Monday, March 24, 2025
<b>Day 15</b>	Sunday, March 23, 2025
<b>Day 16</b>	Saturday, March 22, 2025
<b>Day 17</b>	Friday, March 21, 2025
<b>Day 18</b>	Thursday, March 20, 2025
<b>Day 19</b>	Wednesday, March 19, 2025
<b>Day 20</b>	Tuesday, March 18, 2025
<b>Day 21</b>	Monday, March 17, 2025
<b>Day 22</b>	Sunday, March 16, 2025
<b>Day 23</b>	Saturday, March 15, 2025
<b>Day 24</b>	Friday, March 14, 2025
<b>Day 25</b>	Thursday, March 13, 2025
<b>Day 26</b>	Wednesday, March 12, 2025
<b>Day 27</b>	Tuesday, March 11, 2025
<b>Day 28</b>	Monday, March 10, 2025

### REPORT BREAKDOWN

#### GRAPH:

- Active - Newly listed during the date range
- Pending - Status changed to 'pending' during the date range
- Sold - Closed during the date range
- Canceled - Canceled during the date range
- Temp off Market - Status changed to 'temp' off market' during the date range

The date ranges are not cumulative.

Day 1: Monday, March 31, 2025

Day 28: Monday, March 10, 2025

#### TOTALS:

4 Weeks: The summation of each date range (Day 1 - Day 28)

#### Market Changes

Day 1's New Listings, Price Increase, Price Decreases and Back on Market

Manatee County - Single Family Home

#### 7 Day Sold Comparison

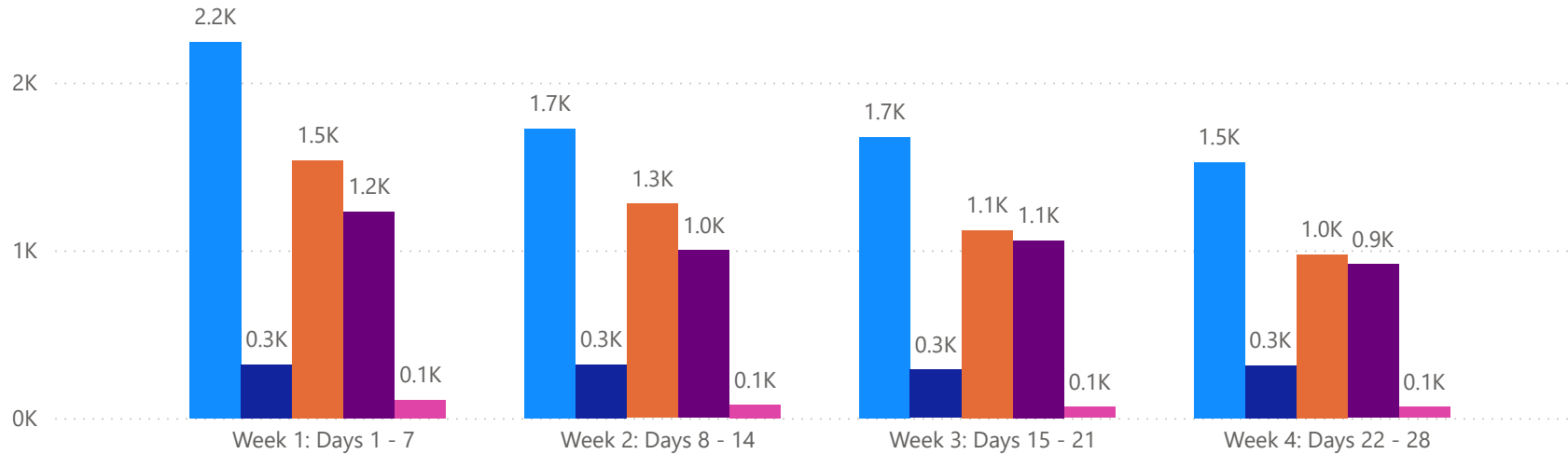
Compares the sold amount and volume in the last 7 days against the same timeframe in the prior year and days 8 - days 14.

# 4 WEEK REAL ESTATE MARKET REPORT

## TAMPA BAY - SINGLE FAMILY HOME

### 3/31/2025

**MLSStatus** ● Active ● Canceled ● Pending ● Sold ● Temporarily Off-Market



All data is current as of today, though some MLS statuses may have changed from prior days.

### TOTALS

MLS Status	4 Week Total
Active	7170
Canceled	1242
Pending	4909
Sold	4205
Temporarily Off-Market	314

### DAILY MARKET CHANGE

Category	Sum of Total	
Back on the Market	72	*Back on Market can be from these sources - Pending, Temp Off Market, Cancelled and Expired Listing)
New Listings	244	
Price Decrease	484	
Price Increase	45	

### 7 DAY SOLD COMPARISON

Closed Prior Year	Volume	Count	Closed Prior Year	Volume	Count
Monday, March 31, 2025	\$145,142,368	218	Saturday, March 30, 2024	\$12,253,114	21
Sunday, March 30, 2025	\$604,760	2	Friday, March 29, 2024	\$256,132,406	401
Saturday, March 29, 2025	\$864,900	2	Thursday, March 28, 2024	\$224,492,827	362
Friday, March 28, 2025	\$226,971,939	375	Wednesday, March 27, 2024	\$147,113,678	229
Thursday, March 27, 2025	\$174,126,521	273	Tuesday, March 26, 2024	\$99,360,341	184
Wednesday, March 26, 2025	\$110,779,748	185	Monday, March 25, 2024	\$109,588,552	198
Tuesday, March 25, 2025	\$106,752,543	177	<b>Total</b>	<b>\$848,940,918</b>	<b>1395</b>
<b>Total</b>	<b>\$765,242,779</b>	<b>1232</b>			

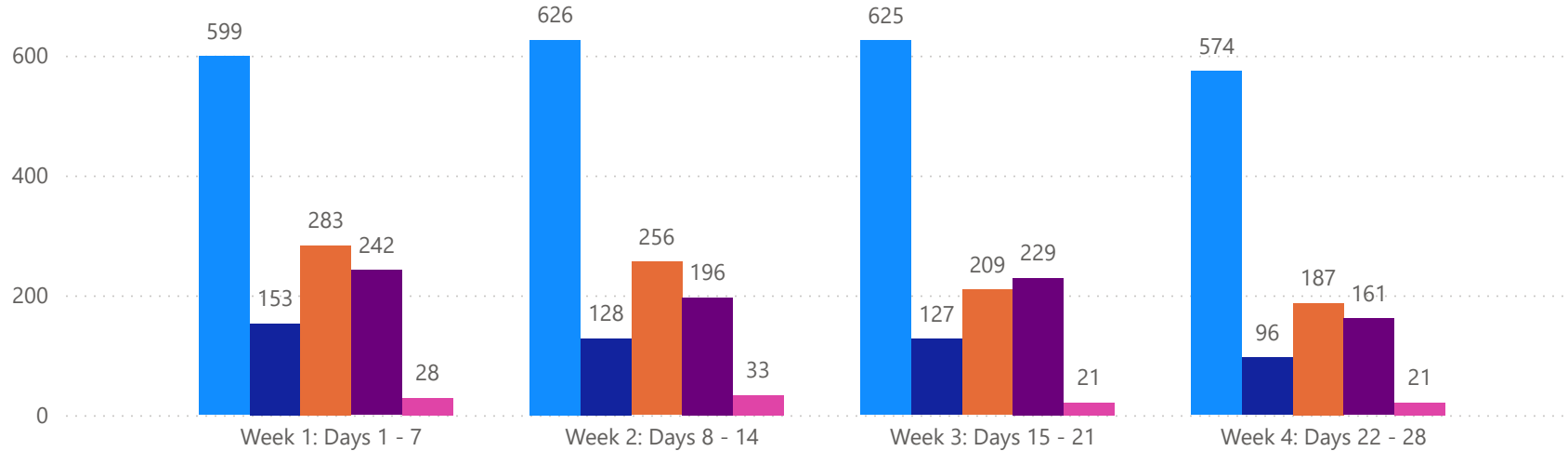


# 4 WEEK REAL ESTATE MARKET REPORT

## TAMPA BAY - CONDO

### 3/31/2025

**MLS Status** ● Active ● Canceled ● Pending ● Sold ● Temporarily Off-Market



All data is current as of today, though some MLS statuses may have changed from prior days.

### TOTALS

MLS Status	4 Week Total
Active	2424
Canceled	504
Pending	935
Sold	828
Temporarily Off-Market	103

### DAILY MARKET CHANGE

Category	Sum of Total	
Back on the Market	15	*Back on Market can be from these sources - Pending, Temp Off Market, Cancelled and Expired Listing)
New Listings	53	
Price Decrease	170	
Price Increase	3	

### 7 DAY SOLD COMPARISON

Closed Prior Year	Volume	Count	Closed Prior Year	Volume	Count
Monday, March 31, 2025	\$28,723,588	61	Saturday, March 30, 2024	\$2,730,000	1
Saturday, March 29, 2025	\$471,780	2	Friday, March 29, 2024	\$53,195,054	118
Friday, March 28, 2025	\$26,816,197	77	Thursday, March 28, 2024	\$37,842,075	75
Thursday, March 27, 2025	\$20,368,485	40	Wednesday, March 27, 2024	\$20,309,945	54
Wednesday, March 26, 2025	\$7,206,400	24	Tuesday, March 26, 2024	\$17,008,100	46
Tuesday, March 25, 2025	\$12,449,685	38	Monday, March 25, 2024	\$17,022,400	40
<b>Total</b>	<b>\$96,036,135</b>	<b>242</b>	<b>Total</b>	<b>\$148,107,574</b>	<b>334</b>

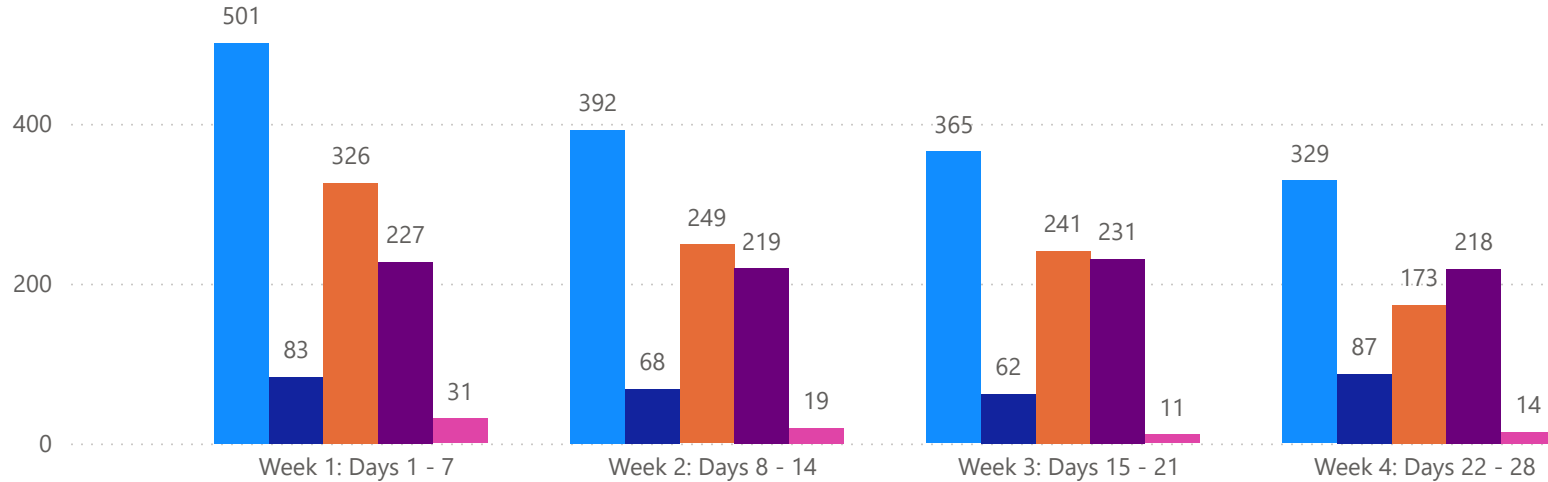


# 4 WEEK REAL ESTATE MARKET REPORT

## PINELLAS COUNTY - SINGLE FAMILY HOME

### 3/31/2025

MLS Status ● Active ● Canceled ● Pending ● Sold ● Temporarily Off-Market



All data is current as of today, though some MLS statuses may have changed from prior days.

### TOTALS

MLS Status	4 Week Total
Active	1587
Canceled	300
Pending	989
Sold	895
Temporarily Off-Market	75

### DAILY MARKET CHANGE

Category	Sum of Pinellas
Back on the Market	20
New Listings	40
Price Decrease	110
Price Increase	2

\*Back on Market can be from these sources - Pending, Temp Off Market, Canceled and Expired Listing)

### 7 DAY SOLD COMPARISON

Closed Prior Year	Volume	Count	Closed Prior Year	Volume	Count
Monday, March 31, 2025	\$23,553,875	39	Friday, March 29, 2024	\$48,663,800	69
Friday, March 28, 2025	\$42,326,400	64	Thursday, March 28, 2024	\$53,736,500	81
Thursday, March 27, 2025	\$34,484,225	54	Wednesday, March 27, 2024	\$26,875,099	40
Wednesday, March 26, 2025	\$21,576,181	39	Tuesday, March 26, 2024	\$9,687,000	20
Tuesday, March 25, 2025	\$20,484,810	31	Monday, March 25, 2024	\$20,969,920	35
<b>Total</b>	<b>\$142,425,491</b>	<b>227</b>	<b>Total</b>	<b>\$159,932,319</b>	<b>245</b>

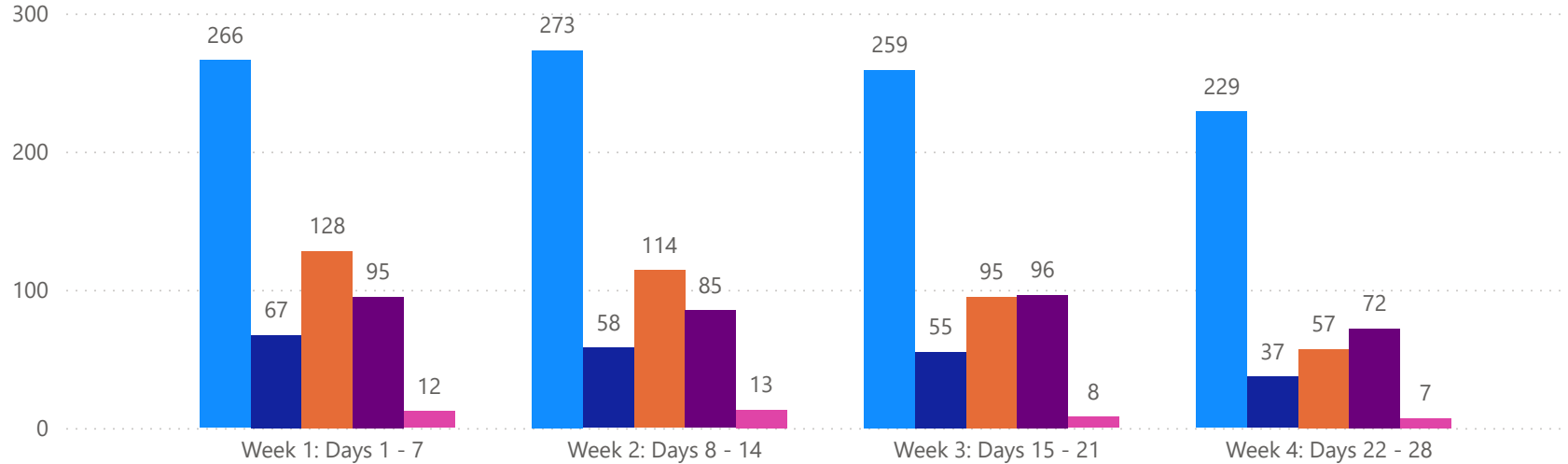


# 4 WEEK REAL ESTATE MARKET REPORT

## PINELLAS COUNTY - CONDO

### 3/31/2025

**MLSStatus** ● Active ● Canceled ● Pending ● Sold ● Temporarily Off-Market



All data is current as of today, though some MLS statuses may have changed from prior days.

### TOTALS

MLS Status	4 Week Total
Active	1027
Canceled	217
Pending	394
Sold	348
Temporarily Off-Market	40

### DAILY MARKET CHANGE

Category	Sum of Pinellas
Back on the Market	8
New Listings	16
Price Decrease	62
Price Increase	1

\*Back on Market can be from these sources - Pending, Temp Off Market, Canceled and Expired Listing)

### 7 DAY SOLD COMPARISON

Closed Prior Year	Volume	Count	Closed Prior Year	Volume	Count
Monday, March 31, 2025	\$7,441,788	23	Friday, March 29, 2024	\$20,592,075	49
Friday, March 28, 2025	\$10,295,400	30	Thursday, March 28, 2024	\$7,765,875	24
Thursday, March 27, 2025	\$5,998,000	19	Wednesday, March 27, 2024	\$6,286,800	21
Wednesday, March 26, 2025	\$1,865,000	8	Tuesday, March 26, 2024	\$7,241,700	21
Tuesday, March 25, 2025	\$5,744,000	15	Monday, March 25, 2024	\$10,070,000	23
<b>Total</b>	<b>\$31,344,188</b>	<b>95</b>	<b>Total</b>	<b>\$51,956,450</b>	<b>138</b>

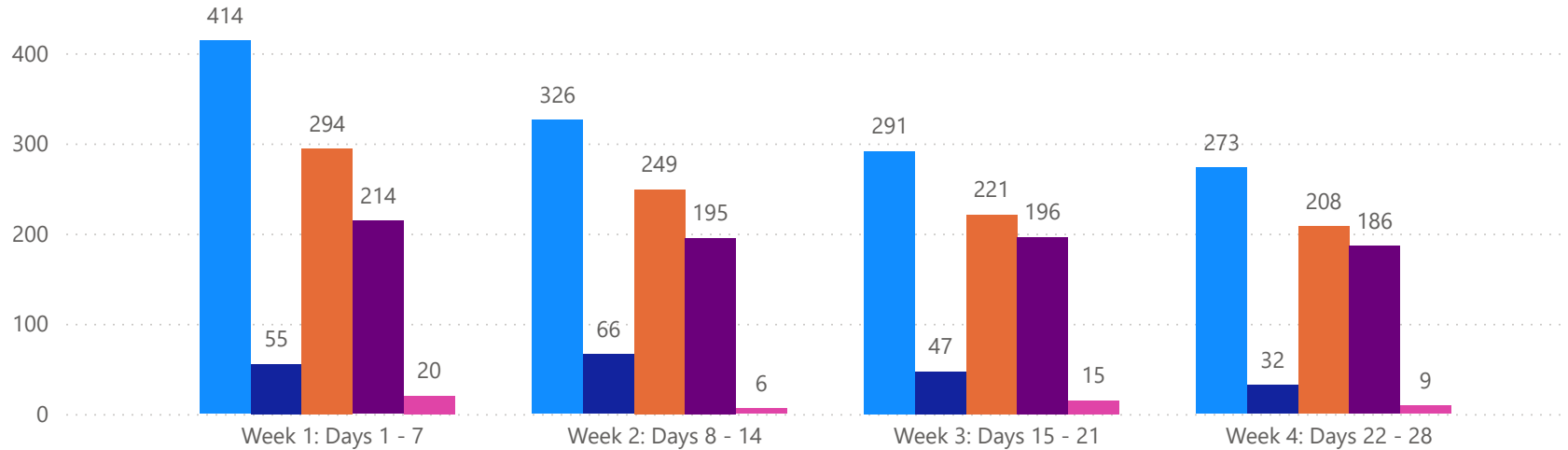


# 4 WEEK REAL ESTATE MARKET REPORT

## PASCO COUNTY - SINGLE FAMILY HOME

### 3/31/2025

MLS Status ● Active ● Canceled ● Pending ● Sold ● Temporarily Off-Market



All data is current as of today, though some MLS statuses may have changed from prior days.

### TOTALS

MLS Status	4 Week Total
Active	1304
Canceled	200
Pending	972
Sold	791
Temporarily Off-Market	50

### DAILY MARKET CHANGE

Category	Sum of Pasco
Back on the Market	12
New Listings	55
Price Decrease	93
Price Increase	20

\*Back on Market can be from these sources - Pending, Temp Off Market, Canceled and Expired Listing)

### 7 DAY SOLD COMPARISON

Closed Prior Year	Volume	Count	Closed Prior Year	Volume	Count
Monday, March 31, 2025	\$16,296,980	34	Saturday, March 30, 2024	\$2,401,375	6
Sunday, March 30, 2025	\$604,760	2	Friday, March 29, 2024	\$31,932,409	69
Friday, March 28, 2025	\$31,243,299	70	Thursday, March 28, 2024	\$36,217,715	82
Thursday, March 27, 2025	\$24,717,132	50	Wednesday, March 27, 2024	\$20,836,080	47
Wednesday, March 26, 2025	\$11,099,930	29	Tuesday, March 26, 2024	\$16,820,857	40
Tuesday, March 25, 2025	\$12,641,749	29	Monday, March 25, 2024	\$17,490,265	42
<b>Total</b>	<b>\$96,603,850</b>	<b>214</b>	<b>Total</b>	<b>\$125,698,701</b>	<b>286</b>

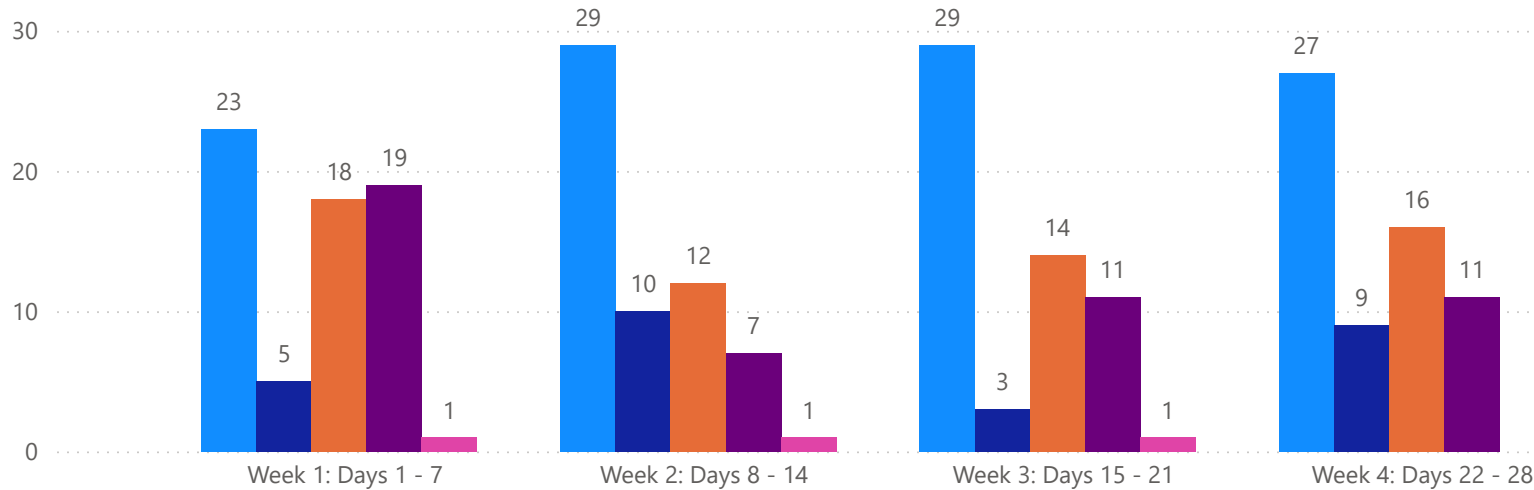


# 4 WEEK REAL ESTATE MARKET REPORT

## PASCO COUNTY - CONDO

### 3/31/2025

**MLSStatus** ● Active ● Canceled ● Pending ● Sold ● Temporarily Off-Market



All data is current as of today, though some MLS statuses may have changed from prior days.

### TOTALS

MLS Status	4 Week Total
Active	108
Canceled	27
Pending	60
Sold	48
Temporarily Off-Market	3

### DAILY MARKET CHANGE

Category	Sum of Pasco
Back on the Market	2
New Listings	5
Price Decrease	13
Price Increase	0

\*Back on Market can be from these sources - Pending, Temp Off Market, Cancelled and Expired Listing)

### 7 DAY SOLD COMPARISON

Closed Prior Year	Volume	Count	Closed Prior Year	Volume	Count
Monday, March 31, 2025	\$627,500	4	Friday, March 29, 2024	\$947,900	4
Saturday, March 29, 2025	\$264,280	1	Thursday, March 28, 2024	\$345,000	2
Friday, March 28, 2025	\$1,022,500	6	Wednesday, March 27, 2024	\$972,145	3
Thursday, March 27, 2025	\$237,500	2	Tuesday, March 26, 2024	\$188,000	1
Wednesday, March 26, 2025	\$215,000	1	Monday, March 25, 2024	\$120,000	1
Tuesday, March 25, 2025	\$658,697	5	<b>Total</b>	<b>\$2,573,045</b>	<b>11</b>
<b>Total</b>	<b>\$3,025,477</b>	<b>19</b>			



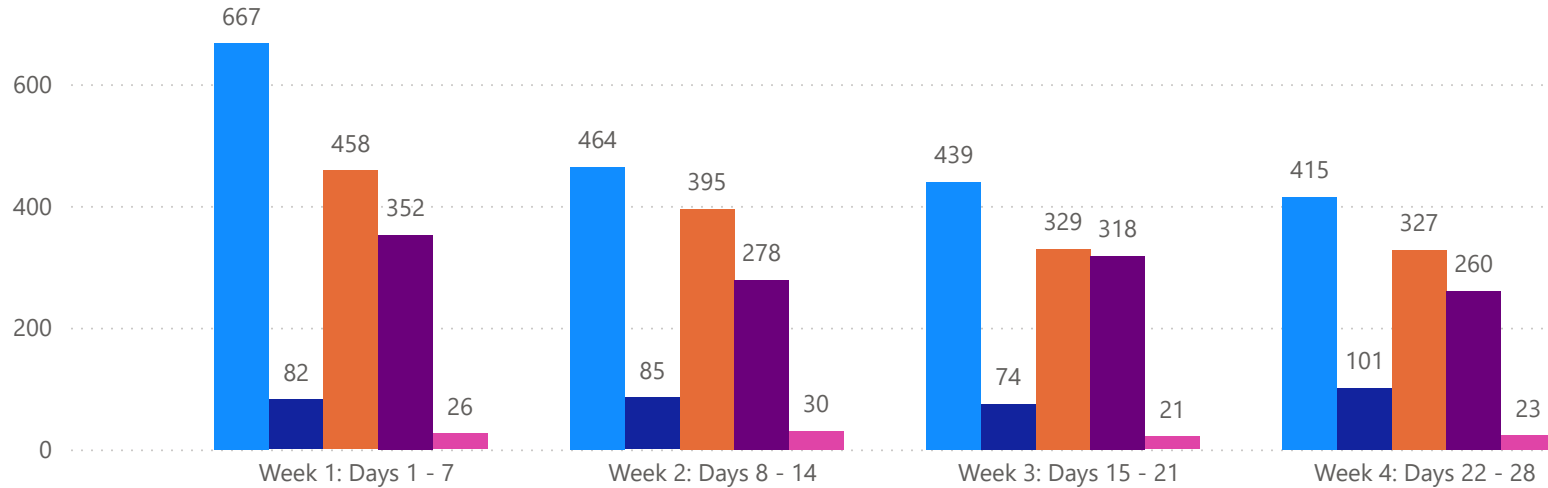


# 4 WEEK REAL ESTATE MARKET REPORT

## HILLSBOROUGH COUNTY - SINGLE FAMILY HOME

### 3/31/2025

MLS Status ● Active ● Canceled ● Pending ● Sold ● Temporarily Off-Market



All data is current as of today, though some MLS statuses may have changed from prior days.

### TOTALS

MLS Status	4 Week Total
Active	1985
Canceled	342
Pending	1509
Sold	1208
Temporarily Off-Market	100

### DAILY MARKET CHANGE

Category	Sum of Hillsborough	*Back on Market can be from these sources - Pending, Temp Off Market, Cancelled and Expired Listing)
Back on the Market	19	
New Listings	65	
Price Decrease	100	
Price Increase	23	

### 7 DAY SOLD COMPARISON

Closed Prior Year	Volume	Count	Closed Prior Year	Volume	Count
Monday, March 31, 2025	\$41,273,601	62	Saturday, March 30, 2024	\$8,476,739	12
Saturday, March 29, 2025	\$585,000	1	Friday, March 29, 2024	\$59,412,131	106
Friday, March 28, 2025	\$67,056,953	120	Thursday, March 28, 2024	\$47,183,459	76
Thursday, March 27, 2025	\$36,911,589	65	Wednesday, March 27, 2024	\$26,634,210	54
Wednesday, March 26, 2025	\$27,832,765	51	Tuesday, March 26, 2024	\$27,688,030	60
Tuesday, March 25, 2025	\$24,727,920	53	Monday, March 25, 2024	\$29,339,635	57
<b>Total</b>	<b>\$198,387,828</b>	<b>352</b>	<b>Total</b>	<b>\$198,734,204</b>	<b>365</b>

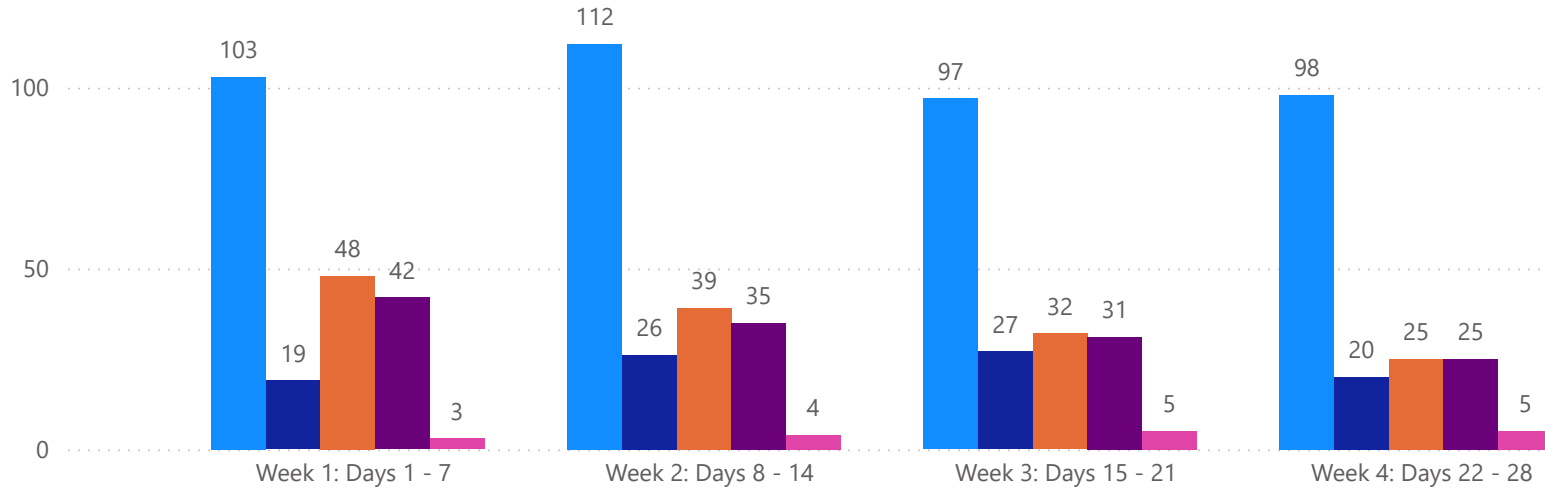


# 4 WEEK REAL ESTATE MARKET REPORT

## HILLSBOROUGH COUNTY - CONDO

### 3/31/2025

**MLSStatus** ● Active ● Canceled ● Pending ● Sold ● Temporarily Off-Market



All data is current as of today, though some MLS statuses may have changed from prior days.

### TOTALS

MLS Status	4 Week Total
Active	410
Canceled	92
Pending	144
Sold	133
Temporarily Off-Market	17

### DAILY MARKET CHANGE

Category	Sum of Hillsborough	*Back on Market can be from these sources - Pending, Temp Off Market, Cancelled and Expired Listing)
Back on the Market	1	
New Listings	10	
Price Decrease	24	
Price Increase	0	

### 7 DAY SOLD COMPARISON

Closed Prior Year	Volume	Count	Closed Prior Year	Volume	Count
Monday, March 31, 2025	\$4,860,500	14	Friday, March 29, 2024	\$6,206,400	20
Saturday, March 29, 2025	\$207,500	1	Thursday, March 28, 2024	\$3,619,900	13
Friday, March 28, 2025	\$2,438,900	10	Wednesday, March 27, 2024	\$3,292,000	4
Thursday, March 27, 2025	\$4,591,500	6	Tuesday, March 26, 2024	\$2,360,500	9
Wednesday, March 26, 2025	\$1,859,500	6	Monday, March 25, 2024	\$919,900	4
Tuesday, March 25, 2025	\$1,152,990	5	<b>Total</b>	<b>\$16,398,700</b>	<b>50</b>
<b>Total</b>	<b>\$15,110,890</b>	<b>42</b>			

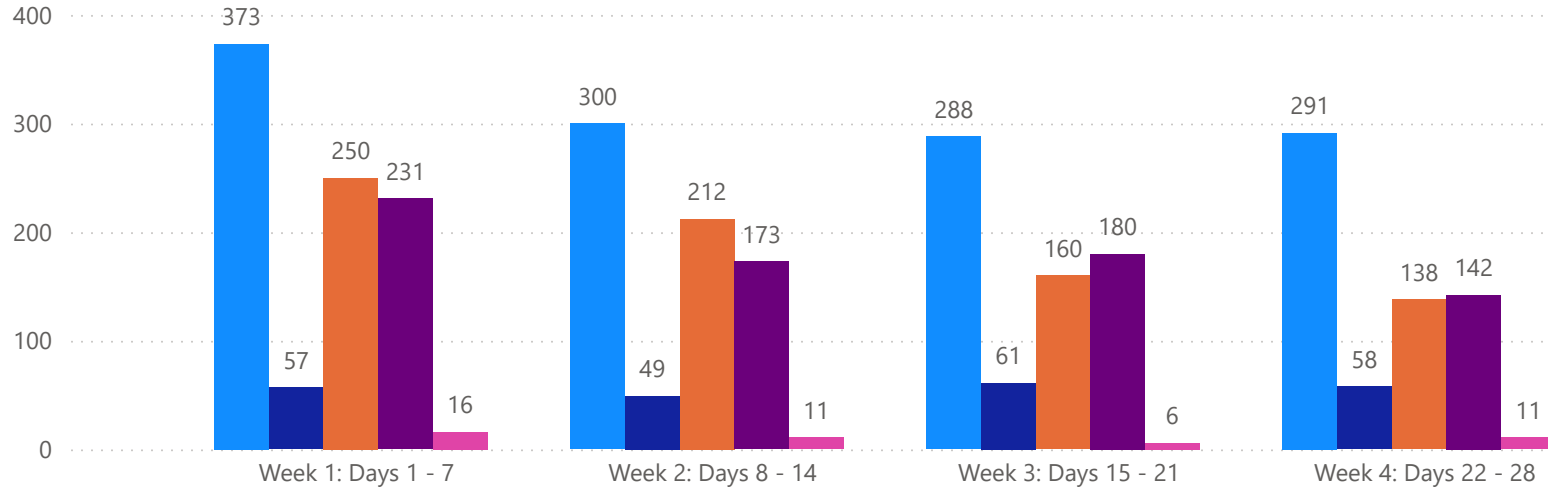


# 4 WEEK REAL ESTATE MARKET REPORT

## SARASOTA COUNTY - SINGLE FAMILY HOME

### 3/31/2025

**MLS Status** ● Active ● Canceled ● Pending ● Sold ● Temporarily Off-Market



All data is current as of today, though some MLS statuses may have changed from prior days.

### TOTALS

MLS Status	4 Week Total
Active	1252
Canceled	225
Pending	760
Sold	726
Temporarily Off-Market	44

### DAILY MARKET CHANGE

Category	Sum of Sarasota
Back on the Market	13
New Listings	34
Price Decrease	82
Price Increase	0

\*Back on Market can be from these sources - Pending, Temp Off Market, Canceled and Expired Listing)

### 7 DAY SOLD COMPARISON

Closed Prior Year	Volume	Count	Closed Prior Year	Volume	Count
Monday, March 31, 2025	\$37,191,618	47	Saturday, March 30, 2024	\$480,000	1
Saturday, March 29, 2025	\$279,900	1	Friday, March 29, 2024	\$65,645,633	70
Friday, March 28, 2025	\$44,669,861	59	Thursday, March 28, 2024	\$48,701,511	52
Thursday, March 27, 2025	\$46,725,567	56	Wednesday, March 27, 2024	\$49,647,163	47
Wednesday, March 26, 2025	\$27,285,561	33	Tuesday, March 26, 2024	\$22,054,533	33
Tuesday, March 25, 2025	\$28,211,555	35	Monday, March 25, 2024	\$17,659,608	25
<b>Total</b>	<b>\$184,364,062</b>	<b>231</b>	<b>Total</b>	<b>\$204,188,448</b>	<b>228</b>

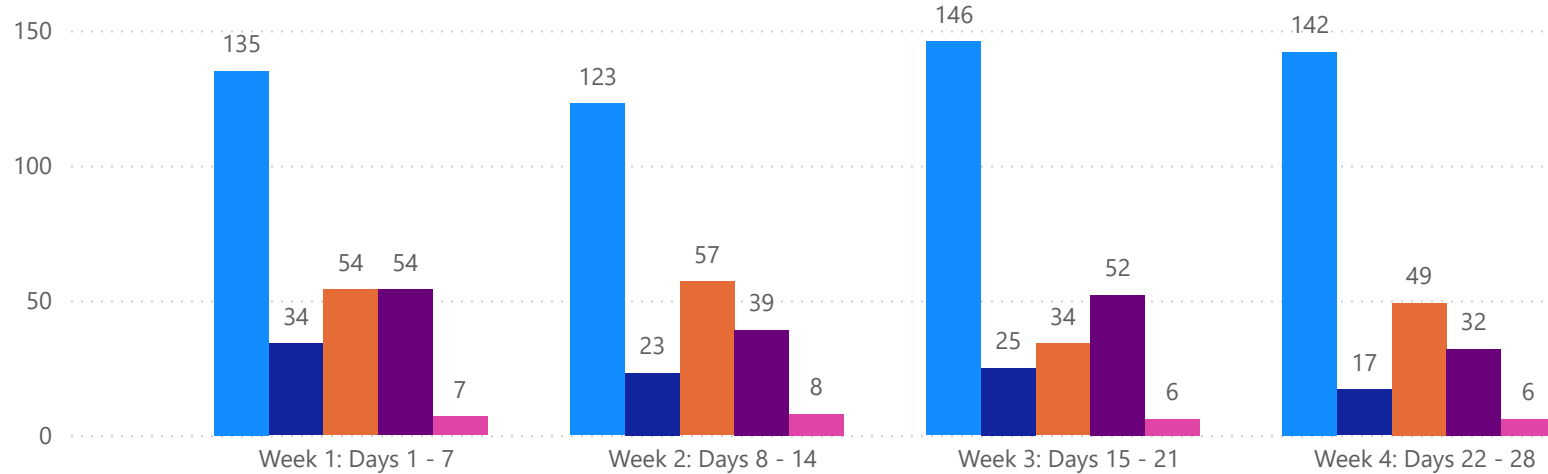


# 4 WEEK REAL ESTATE MARKET REPORT

## SARASOTA COUNTY - CONDO

### 3/31/2025

**MLS Status** ● Active ● Canceled ● Pending ● Sold ● Temporarily Off-Market



All data is current as of today, though some MLS statuses may have changed from prior days.

### TOTALS

MLS Status	4 Week Total
Active	546
Canceled	99
Pending	194
Sold	177
Temporarily Off-Market	27

### DAILY MARKET CHANGE

Category	Sum of Sarasota
Back on the Market	3
New Listings	8
Price Decrease	16
Price Increase	1

\*Back on Market can be from these sources - Pending, Temp Off Market, Canceled and Expired Listing)

### 7 DAY SOLD COMPARISON

Closed Prior Year	Volume	Count	Closed Prior Year	Volume	Count
Monday, March 31, 2025	\$13,930,800	15	Saturday, March 30, 2024	\$2,730,000	1
Friday, March 28, 2025	\$9,398,997	17	Friday, March 29, 2024	\$18,671,179	30
Thursday, March 27, 2025	\$8,484,985	10	Thursday, March 28, 2024	\$22,271,400	23
Wednesday, March 26, 2025	\$1,720,000	4	Wednesday, March 27, 2024	\$4,933,000	13
Tuesday, March 25, 2025	\$3,323,998	8	Tuesday, March 26, 2024	\$5,417,900	11
<b>Total</b>	<b>\$36,858,780</b>	<b>54</b>	Monday, March 25, 2024	\$3,377,500	6
			<b>Total</b>	<b>\$57,400,979</b>	<b>84</b>

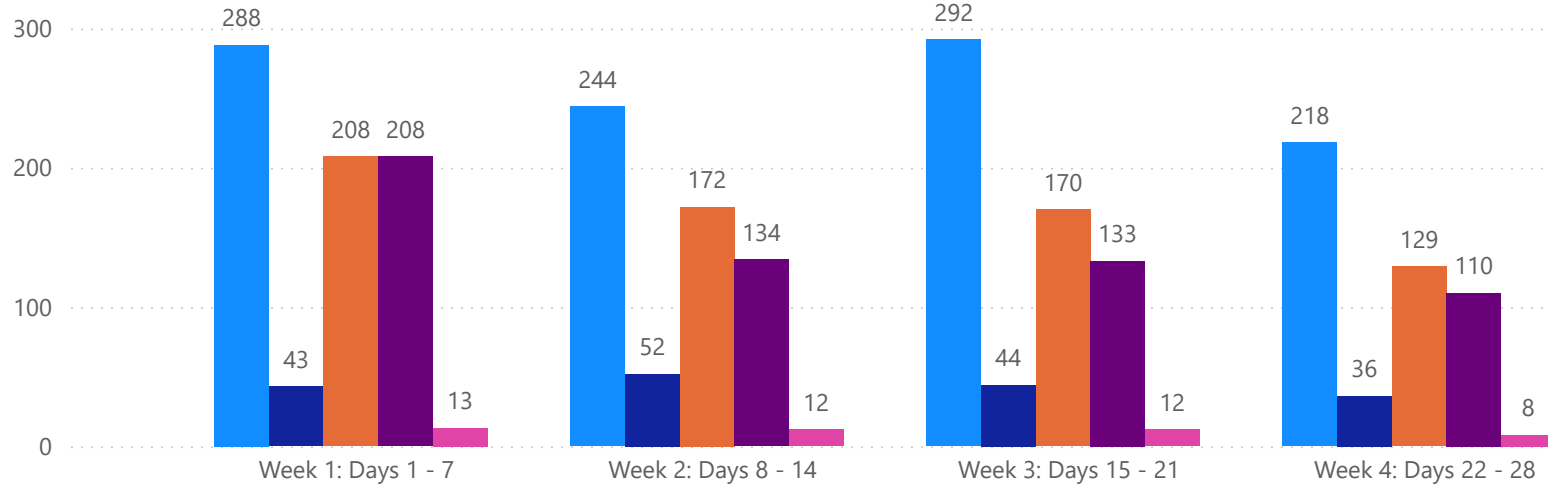


# 4 WEEK REAL ESTATE MARKET REPORT

## MANATEE COUNTY - SINGLE FAMILY HOME

### 3/31/2025

**MLS Status** ● Active ● Canceled ● Pending ● Sold ● Temporarily Off-Market



All data is current as of today, though some MLS statuses may have changed from prior days.

### TOTALS

MLS Status	4 Week Total
Active	1042
Canceled	175
Pending	679
Sold	585
Temporarily Off-Market	45

### DAILY MARKET CHANGE

Category	Sum of Manatee
Back on the Market	8
New Listings	50
Price Decrease	99
Price Increase	0

\*Back on Market can be from these sources - Pending, Temp Off Market, Cancelled and Expired Listing)

### 7 DAY SOLD COMPARISON

Closed Prior Year	Volume	Count	Closed Prior Year	Volume	Count
Monday, March 31, 2025	\$26,826,294	36	Saturday, March 30, 2024	\$895,000	2
Friday, March 28, 2025	\$41,675,426	62	Friday, March 29, 2024	\$50,478,433	87
Thursday, March 27, 2025	\$31,288,008	48	Thursday, March 28, 2024	\$38,653,642	71
Wednesday, March 26, 2025	\$22,985,311	33	Wednesday, March 27, 2024	\$23,121,126	41
Tuesday, March 25, 2025	\$20,686,509	29	Tuesday, March 26, 2024	\$23,109,921	31
<b>Total</b>	<b>\$143,461,548</b>	<b>208</b>	Monday, March 25, 2024	\$24,129,124	39
			<b>Total</b>	<b>\$160,387,246</b>	<b>271</b>

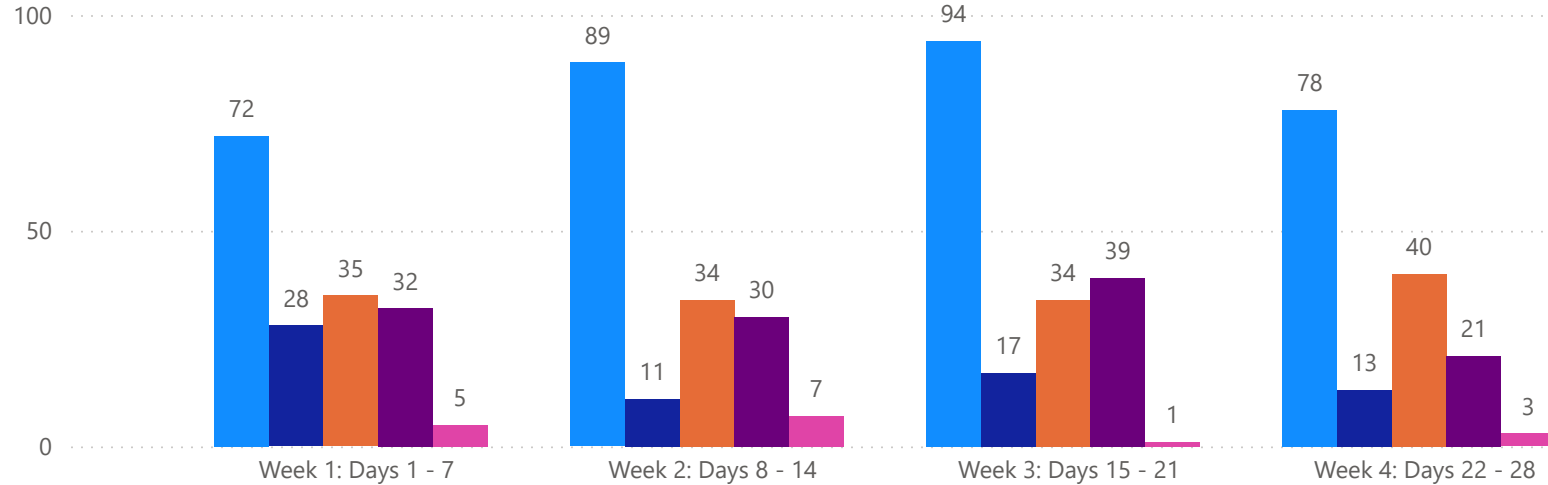


# 4 WEEK REAL ESTATE MARKET REPORT

## MANATEE COUNTY - CONDO

### 3/31/2025

**MLS Status** ● Active ● Canceled ● Pending ● Sold ● Temporarily Off-Market



### TOTALS

MLS Status	4 Week Total
Active	333
Canceled	69
Pending	143
Sold	122
Temporarily Off-Market	16

### DAILY MARKET CHANGE

Category	Sum of Manatee
Back on the Market	1
New Listings	14
Price Decrease	55
Price Increase	1

\*Back on Market can be from these sources - Pending, Temp Off Market, Canceled and Expired Listing)

### 7 DAY SOLD COMPARISON

Closed Prior Year	Volume	Count	Closed Prior Year	Volume	Count
Monday, March 31, 2025	\$1,863,000	5	Friday, March 29, 2024	\$6,777,500	15
Friday, March 28, 2025	\$3,660,400	14	Thursday, March 28, 2024	\$3,839,900	13
Thursday, March 27, 2025	\$1,056,500	3	Wednesday, March 27, 2024	\$4,826,000	13
Wednesday, March 26, 2025	\$1,546,900	5	Tuesday, March 26, 2024	\$1,800,000	4
Tuesday, March 25, 2025	\$1,570,000	5	Monday, March 25, 2024	\$2,535,000	6
<b>Total</b>	<b>\$9,696,800</b>	<b>32</b>	<b>Total</b>	<b>\$19,778,400</b>	<b>51</b>

