



4 WEEK REAL ESTATE MARKET REPORT

Monday, April 7, 2025

As of: Tuesday, April 8, 2025

- 1 Report Breakdown
- 2 Cumulative Tampa Bay Report - Single Family Home
- 3 Cumulative Tampa Bay Report - Condominium
- 4 Pinellas County - Single Family Home
- 5 Pinellas County - Condominium
- 6 Pasco County - Single Family Home
- 7 Pasco County - Condominium
- 8 Hillsborough County - Single Family Home
- 9 Hillsborough County - Condominium
- 10 Sarasota County - Single Family Home
- 11 Sarasota County - Condominium
- 12 Manatee County - Single Family Home
- 13 Manatee County - Condominium

4 WEEK REAL ESTATE MARKET REPORT

REPORT BREAKDOWN

Monday, April 7, 2025

as of: 4/8/2025



Day 1	Monday, April 7, 2025
Day 2	Sunday, April 6, 2025
Day 3	Saturday, April 5, 2025
Day 4	Friday, April 4, 2025
Day 5	Thursday, April 3, 2025
Day 6	Tuesday, April 8, 2025
Day 7	Monday, April 7, 2025
Day 8	Sunday, April 6, 2025
Day 9	Saturday, April 5, 2025
Day 10	Friday, April 4, 2025
Day 11	Thursday, April 3, 2025
Day 12	Wednesday, April 2, 2025
Day 13	Tuesday, April 1, 2025
Day 14	Monday, March 31, 2025
Day 15	Sunday, March 30, 2025
Day 16	Saturday, March 29, 2025
Day 17	Friday, March 28, 2025
Day 18	Thursday, March 27, 2025
Day 19	Wednesday, March 26, 2025
Day 20	Tuesday, March 25, 2025
Day 21	Monday, March 24, 2025
Day 22	Sunday, March 23, 2025
Day 23	Saturday, March 22, 2025
Day 24	Friday, March 21, 2025
Day 25	Thursday, March 20, 2025
Day 26	Wednesday, March 19, 2025
Day 27	Tuesday, March 18, 2025
Day 28	Monday, March 17, 2025

REPORT BREAKDOWN

GRAPH:

Active - Newly listed during the date range
Pending - Status changed to 'pending' during the date range
Sold - Closed during the date range
Canceled - Canceled during the date range
Temp off Market - Status changed to 'temp' off market' during the date range

The date ranges are not cumulative.

Day 1: Monday, April 7, 2025

Day 28: Monday, March 17, 2025

TOTALS:

4 Weeks: The summation of each date range (Day 1 - Day 28)

Market Changes

Day 1's New Listings, Price Increase, Price Decreases and Back on Market

Manatee County - Single Family Home

7 Day Sold Comparison

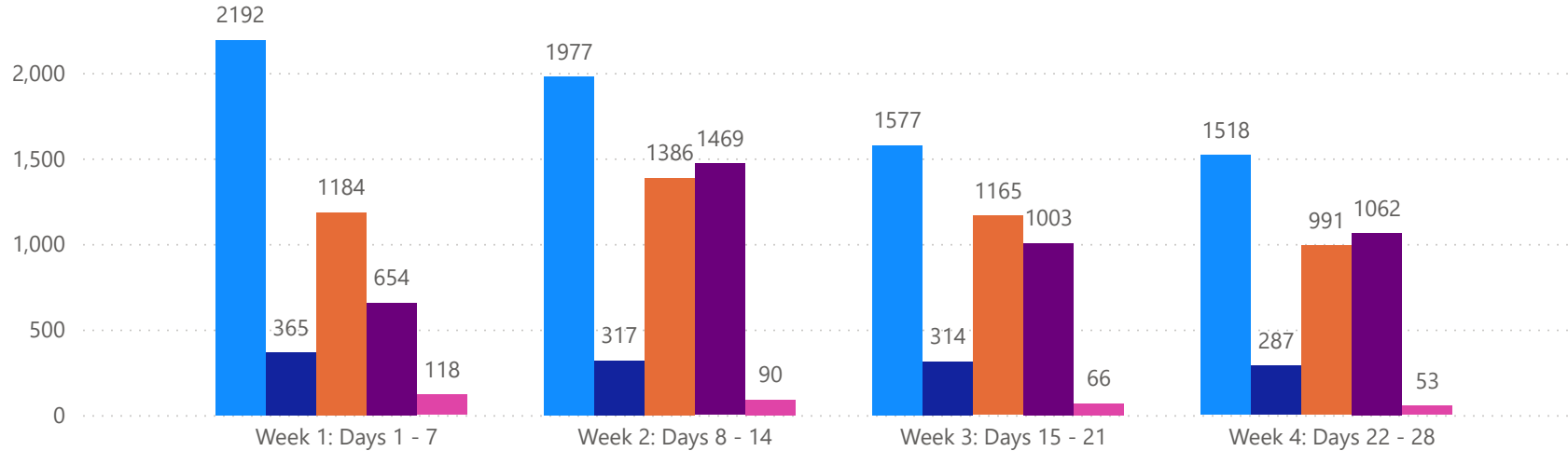
Compares the sold amount and volume in the last 7 days against the same timeframe in the prior year and days 8 - days 14.

4 WEEK REAL ESTATE MARKET REPORT

TAMPA BAY - SINGLE FAMILY HOME

4/7/2025

MLS Status ● Active ● Canceled ● Pending ● Sold ● Temporarily Off-Market



All data is current as of today, though some MLS statuses may have changed from prior days.

TOTALS

MLS Status	4 Week Total
Active	7264
Canceled	1283
Pending	4726
Sold	4188
Temporarily Off-Market	327

DAILY MARKET CHANGE

Category	Sum of Total	
Back on the Market	76	*Back on Market can be from these sources - Pending, Temp Off Market, Cancelled and Expired Listing)
New Listings	261	
Price Decrease	436	
Price Increase	47	

7 DAY SOLD COMPARISON

Closed Prior Year	Volume	Count	Closed Prior Year	Volume	Count
Saturday, April 05, 2025	\$675,000	2	Saturday, April 06, 2024	\$3,647,855	8
Friday, April 04, 2025	\$121,989,205	203	Friday, April 05, 2024	\$168,202,821	273
Thursday, April 03, 2025	\$74,744,206	140	Thursday, April 04, 2024	\$103,982,114	165
Wednesday, April 02, 2025	\$65,951,605	117	Wednesday, April 03, 2024	\$82,384,786	127
Tuesday, April 01, 2025	\$110,000,464	192	Tuesday, April 02, 2024	\$92,945,780	148
Total	\$373,360,480	654	Monday, April 01, 2024	\$137,235,331	216
			Sunday, March 31, 2024	\$2,155,000	5
			Total	\$590,553,687	942

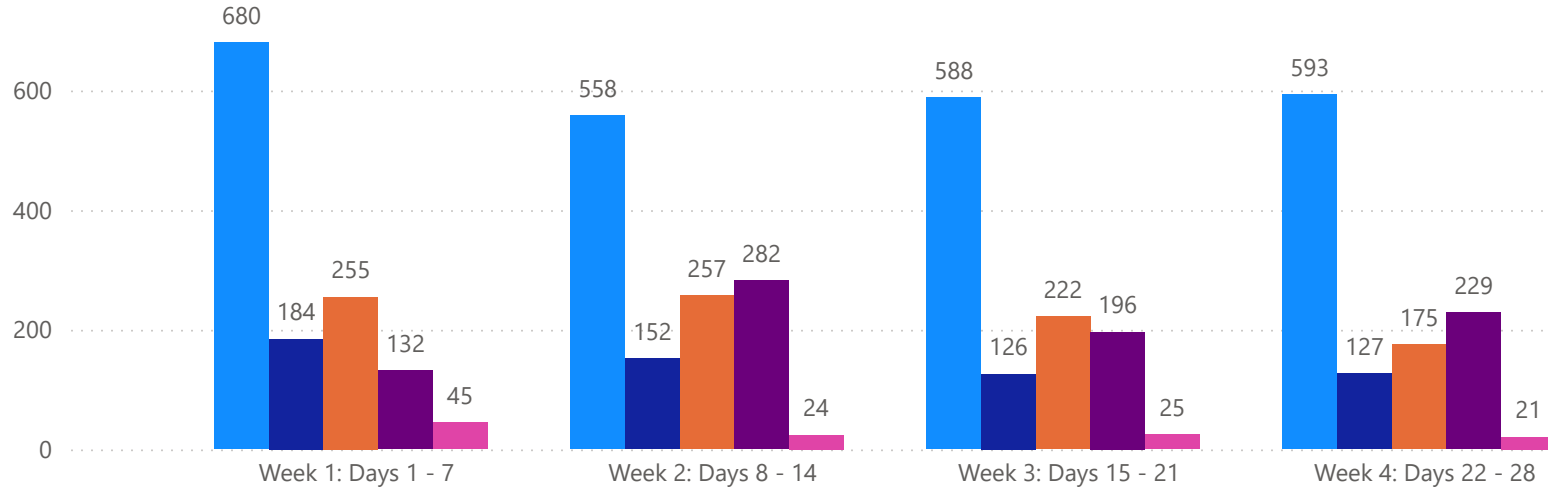


4 WEEK REAL ESTATE MARKET REPORT

TAMPA BAY - CONDO

4/7/2025

MLS Status ● Active ● Canceled ● Pending ● Sold ● Temporarily Off-Market



All data is current as of today, though some MLS statuses may have changed from prior days.

TOTALS

MLS Status	4 Week Total
Active	2419
Canceled	589
Pending	909
Sold	839
Temporarily Off-Market	115

DAILY MARKET CHANGE

Category	Sum of Total	
Back on the Market	16	*Back on Market can be from these sources - Pending, Temp Off Market, Cancelled and Expired Listing)
New Listings	59	
Price Decrease	143	
Price Increase	4	

7 DAY SOLD COMPARISON

Closed Prior Year	Volume	Count	Closed Prior Year	Volume	Count
Saturday, April 05, 2025	\$225,000	1	Saturday, April 06, 2024	\$1,260,000	2
Friday, April 04, 2025	\$17,770,400	36	Friday, April 05, 2024	\$23,395,700	60
Thursday, April 03, 2025	\$15,383,201	26	Thursday, April 04, 2024	\$15,785,270	35
Wednesday, April 02, 2025	\$10,684,555	24	Wednesday, April 03, 2024	\$25,328,200	46
Tuesday, April 01, 2025	\$24,185,800	45	Tuesday, April 02, 2024	\$29,637,925	34
Total	\$68,248,956	132	Monday, April 01, 2024	\$47,159,306	62
			Sunday, March 31, 2024	\$1,705,250	3
			Total	\$144,271,651	242

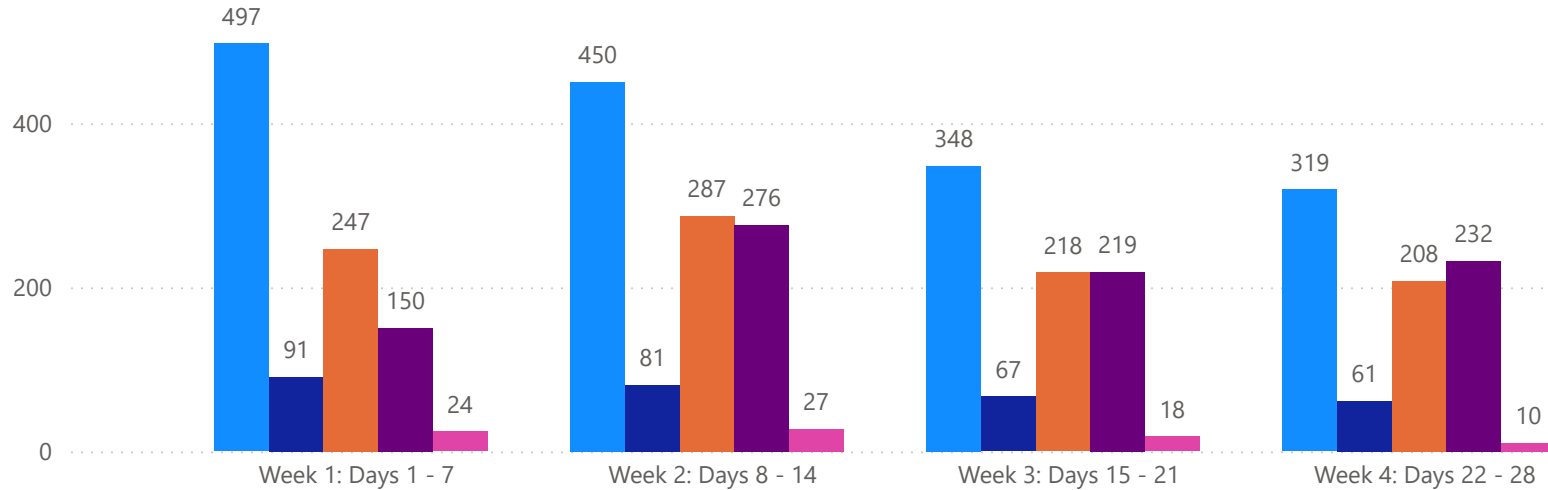


4 WEEK REAL ESTATE MARKET REPORT

PINELLAS COUNTY - SINGLE FAMILY HOME

4/7/2025

MLSStatus ● Active ● Canceled ● Pending ● Sold ● Temporarily Off-Market



All data is current as of today, though some MLS statuses may have changed from prior days.

TOTALS

MLS Status	4 Week Total
Active	1614
Canceled	300
Pending	960
Sold	877
Temporarily Off-Market	79

DAILY MARKET CHANGE

Category	Sum of Pinellas
Back on the Market	10
New Listings	54
Price Decrease	104
Price Increase	4

*Back on Market can be from these sources - Pending, Temp Off Market, Canceled and Expired Listing)

7 DAY SOLD COMPARISON

Closed Prior Year	Volume	Count	Closed Prior Year	Volume	Count
Saturday, April 05, 2025	\$355,000	1	Saturday, April 06, 2024	\$450,000	1
Friday, April 04, 2025	\$34,003,300	52	Friday, April 05, 2024	\$46,898,009	62
Thursday, April 03, 2025	\$15,113,500	30	Thursday, April 04, 2024	\$24,659,300	37
Wednesday, April 02, 2025	\$17,832,200	27	Wednesday, April 03, 2024	\$19,728,801	29
Tuesday, April 01, 2025	\$23,467,360	40	Tuesday, April 02, 2024	\$27,343,900	36
Total	\$90,771,360	150	Monday, April 01, 2024	\$34,574,450	47
			Sunday, March 31, 2024	\$345,000	1
			Total	\$153,999,460	213

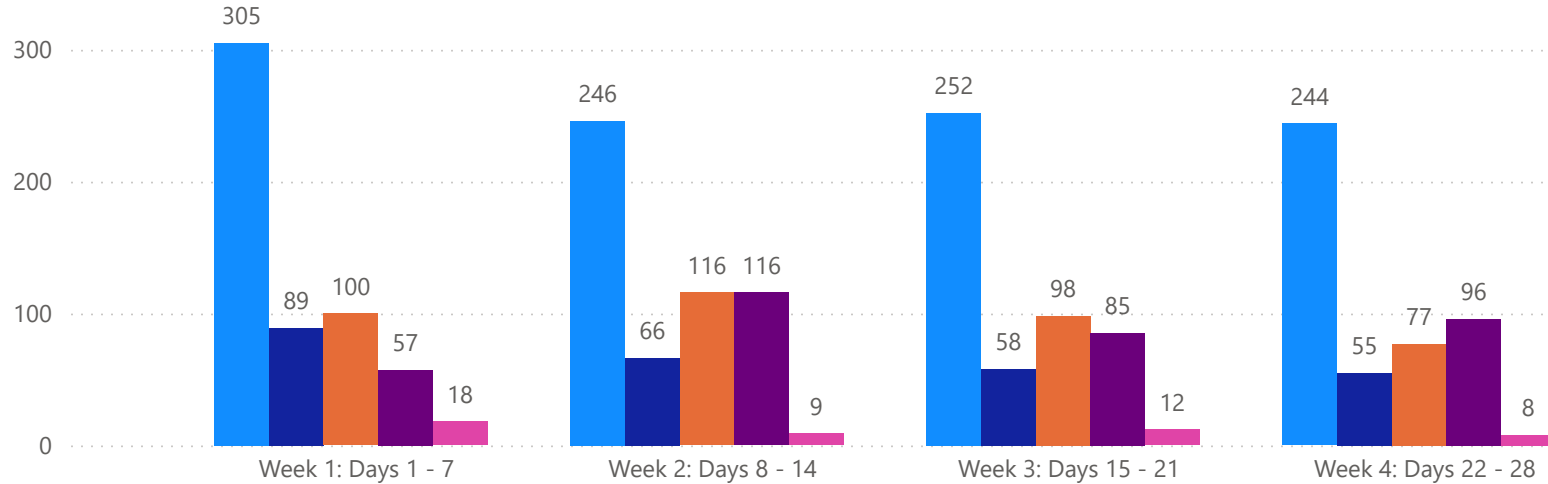


4 WEEK REAL ESTATE MARKET REPORT

PINELLAS COUNTY - CONDO

4/7/2025

MLS Status ● Active ● Canceled ● Pending ● Sold ● Temporarily Off-Market



All data is current as of today, though some MLS statuses may have changed from prior days.

TOTALS

MLS Status	4 Week Total
Active	1047
Canceled	268
Pending	391
Sold	354
Temporarily Off-Market	47

DAILY MARKET CHANGE

Category	Sum of Pinellas
Back on the Market	10
New Listings	21
Price Decrease	51
Price Increase	3

*Back on Market can be from these sources - Pending, Temp Off Market, Canceled and Expired Listing)

7 DAY SOLD COMPARISON

Closed Prior Year	Volume	Count	Closed Prior Year	Volume	Count
Saturday, April 05, 2025	\$225,000	1	Saturday, April 06, 2024	\$1,260,000	2
Friday, April 04, 2025	\$8,227,900	20	Friday, April 05, 2024	\$10,809,900	26
Thursday, April 03, 2025	\$7,793,551	11	Thursday, April 04, 2024	\$4,550,007	16
Wednesday, April 02, 2025	\$3,058,555	8	Wednesday, April 03, 2024	\$10,723,700	22
Tuesday, April 01, 2025	\$8,718,300	17	Tuesday, April 02, 2024	\$8,268,525	14
Total	\$28,023,306	57	Monday, April 01, 2024	\$10,043,299	22
			Sunday, March 31, 2024	\$1,515,250	2
			Total	\$47,170,681	104

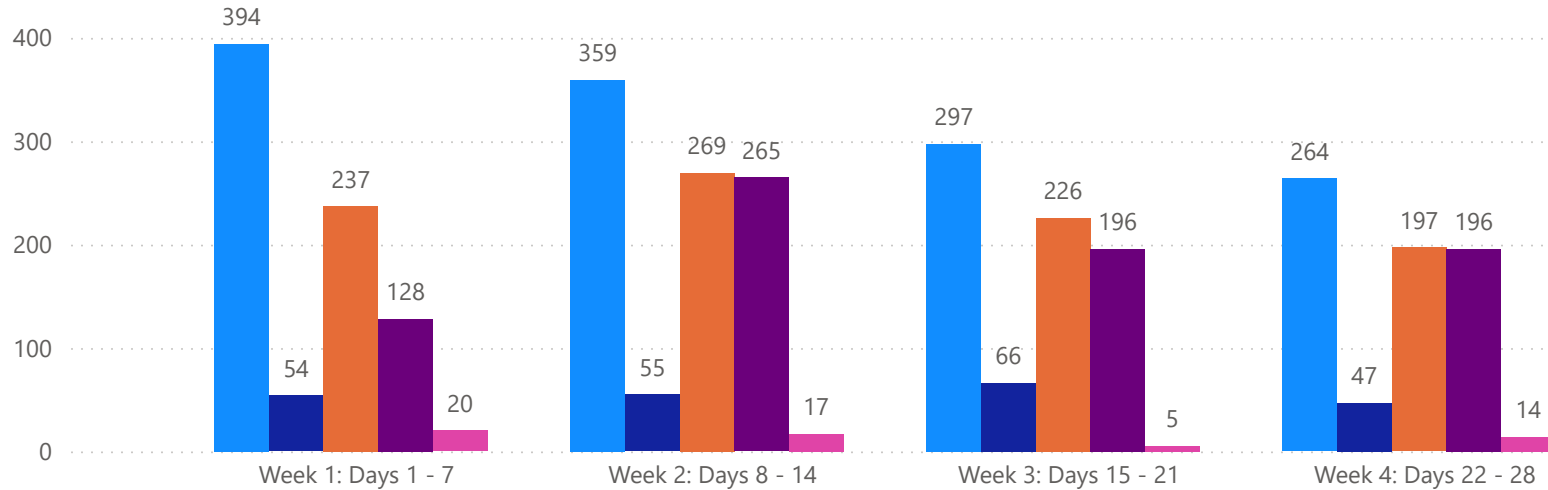


4 WEEK REAL ESTATE MARKET REPORT

PASCO COUNTY - SINGLE FAMILY HOME

4/7/2025

MLS Status ● Active ● Canceled ● Pending ● Sold ● Temporarily Off-Market



All data is current as of today, though some MLS statuses may have changed from prior days.

TOTALS

MLS Status	4 Week Total
Active	1314
Canceled	222
Pending	929
Sold	785
Temporarily Off-Market	56

DAILY MARKET CHANGE

Category	Sum of Pasco
Back on the Market	17
New Listings	50
Price Decrease	68
Price Increase	5

*Back on Market can be from these sources - Pending, Temp Off Market, Canceled and Expired Listing)

7 DAY SOLD COMPARISON

Closed Prior Year	Volume	Count
Friday, April 04, 2025	\$17,389,906	39
Thursday, April 03, 2025	\$10,465,234	30
Wednesday, April 02, 2025	\$8,200,300	22
Tuesday, April 01, 2025	\$16,510,877	37
Total	\$52,566,317	128

Closed Prior Year	Volume	Count
Saturday, April 06, 2024	\$2,232,855	5
Friday, April 05, 2024	\$17,830,755	42
Thursday, April 04, 2024	\$16,660,300	34
Wednesday, April 03, 2024	\$6,405,699	19
Tuesday, April 02, 2024	\$10,119,090	19
Monday, April 01, 2024	\$10,705,008	26
Total	\$63,953,707	145

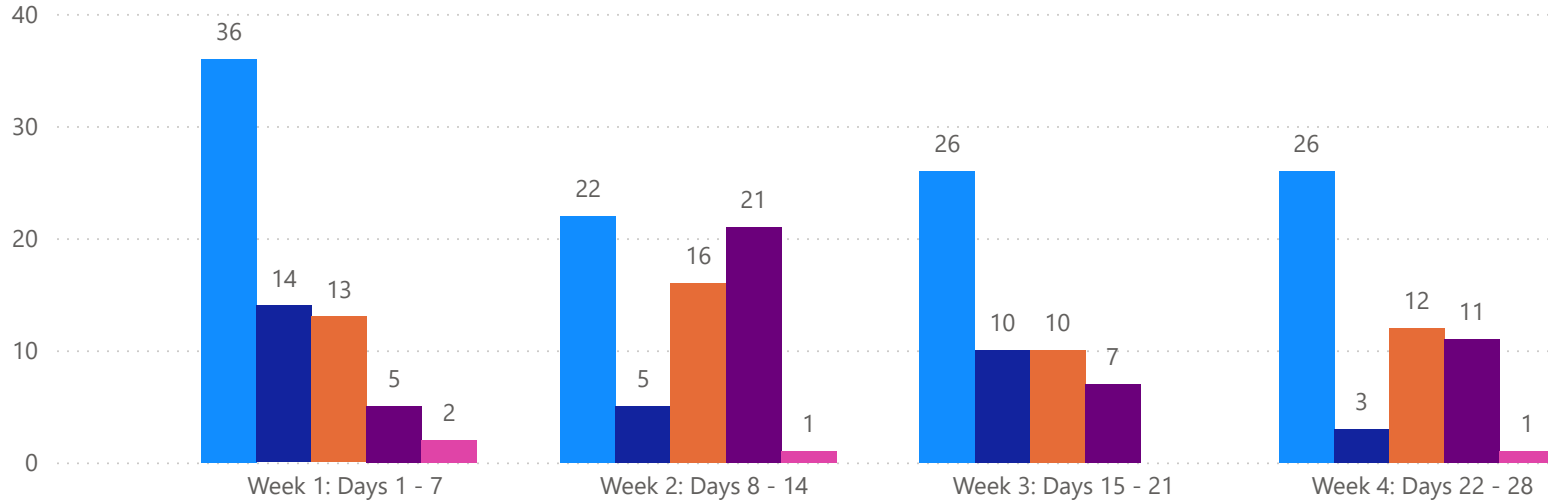


4 WEEK REAL ESTATE MARKET REPORT

PASCO COUNTY - CONDO

4/7/2025

MLS Status ● Active ● Canceled ● Pending ● Sold ● Temporarily Off-Market



All data is current as of today, though some MLS statuses may have changed from prior days.

TOTALS

MLS Status	4 Week Total
Active	110
Canceled	32
Pending	51
Sold	44
Temporarily Off-Market	4

DAILY MARKET CHANGE

Category	Sum of Pasco
Back on the Market	1
New Listings	6
Price Decrease	10
Price Increase	0

*Back on Market can be from these sources - Pending, Temp Off Market, Canceled and Expired Listing)

7 DAY SOLD COMPARISON

Closed Prior Year	Volume	Count
Thursday, April 03, 2025	\$126,750	2
Wednesday, April 02, 2025	\$312,000	2
Tuesday, April 01, 2025	\$114,000	1
Total	\$552,750	5

Closed Prior Year	Volume	Count
Friday, April 05, 2024	\$909,000	5
Thursday, April 04, 2024	\$885,000	4
Wednesday, April 03, 2024	\$501,500	3
Tuesday, April 02, 2024	\$420,000	3
Monday, April 01, 2024	\$141,500	1
Total	\$2,857,000	16

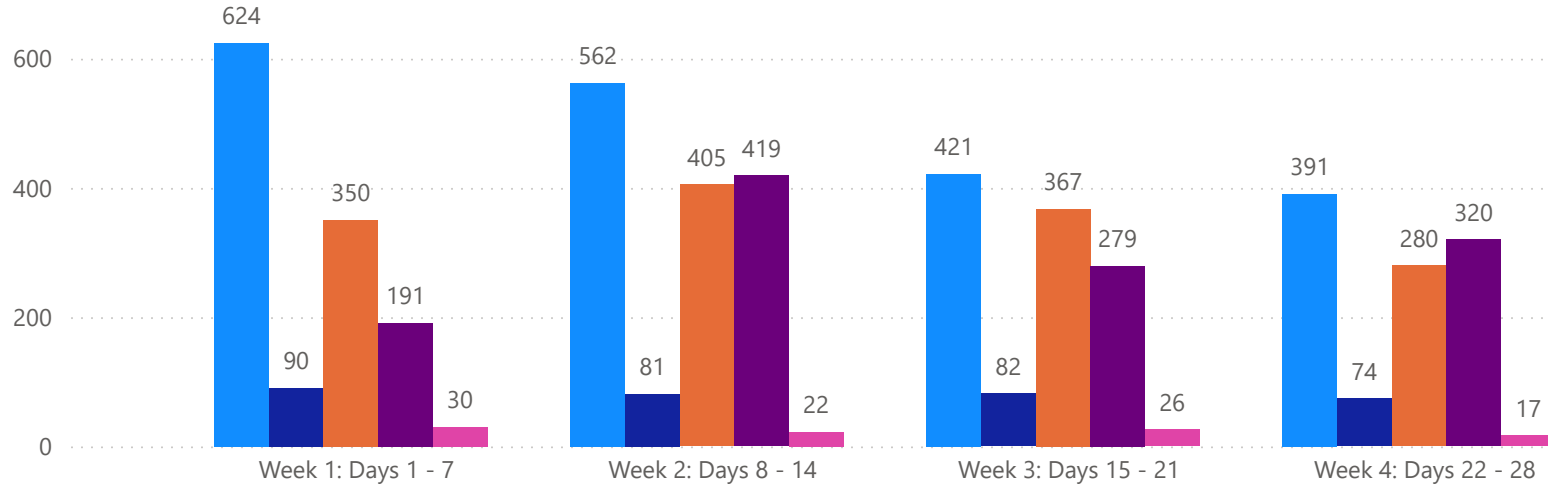


4 WEEK REAL ESTATE MARKET REPORT

HILLSBOROUGH COUNTY - SINGLE FAMILY HOME

4/7/2025

MLS Status ● Active ● Canceled ● Pending ● Sold ● Temporarily Off-Market



All data is current as of today, though some MLS statuses may have changed from prior days.

TOTALS

MLS Status	4 Week Total
Active	1998
Canceled	327
Pending	1402
Sold	1209
Temporarily Off-Market	95

DAILY MARKET CHANGE

Category	Sum of Hillsborough	*Back on Market can be from these sources - Pending, Temp Off Market, Cancelled and Expired Listing)
Back on the Market	30	
New Listings	80	
Price Decrease	113	
Price Increase	9	

7 DAY SOLD COMPARISON

Closed Prior Year	Volume	Count	Closed Prior Year	Volume	Count
Friday, April 04, 2025	\$41,629,799	66	Saturday, April 06, 2024	\$965,000	2
Thursday, April 03, 2025	\$22,857,565	43	Friday, April 05, 2024	\$53,599,161	100
Wednesday, April 02, 2025	\$22,529,305	37	Thursday, April 04, 2024	\$24,329,411	47
Tuesday, April 01, 2025	\$23,899,667	45	Wednesday, April 03, 2024	\$19,273,914	40
Total	\$110,916,336	191	Tuesday, April 02, 2024	\$24,335,842	48
			Monday, April 01, 2024	\$37,074,095	68
			Sunday, March 31, 2024	\$1,810,000	4
			Total	\$161,387,423	309

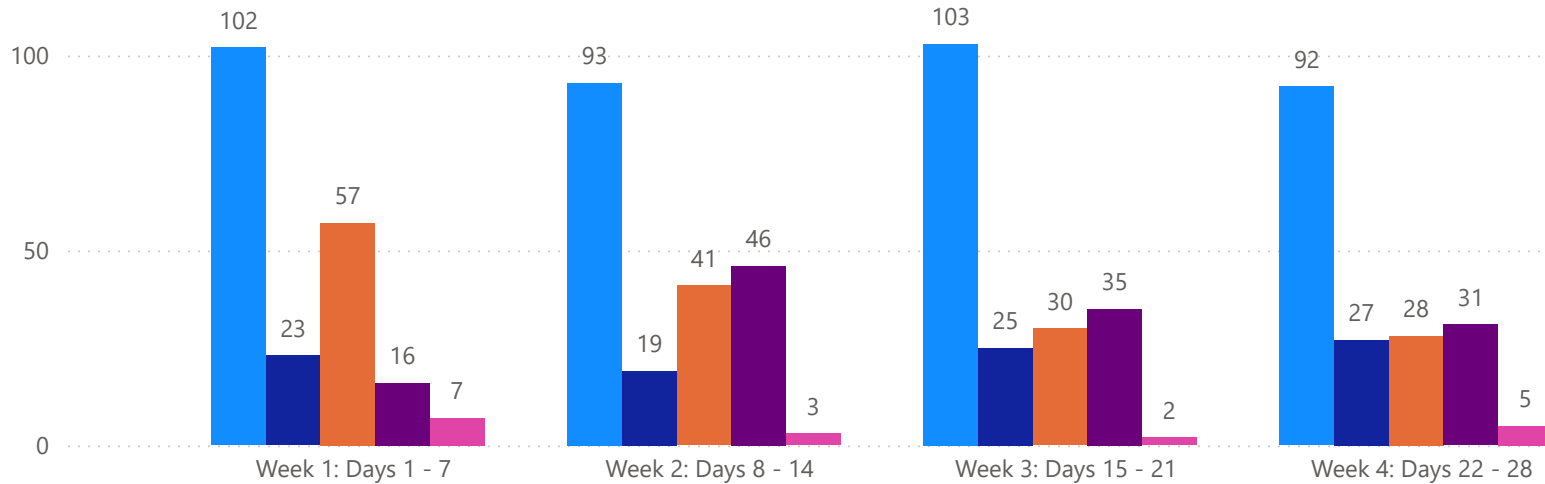


4 WEEK REAL ESTATE MARKET REPORT

HILLSBOROUGH COUNTY - CONDO

4/7/2025

MLS Status ● Active ● Canceled ● Pending ● Sold ● Temporarily Off-Market



All data is current as of today, though some MLS statuses may have changed from prior days.

TOTALS

MLS Status	4 Week Total
Active	390
Canceled	94
Pending	156
Sold	128
Temporarily Off-Market	17

DAILY MARKET CHANGE

Category	Sum of Hillsborough	*Back on Market can be from these sources - Pending, Temp Off Market, Cancelled and Expired Listing)
Back on the Market	1	
New Listings	6	
Price Decrease	20	
Price Increase	1	

7 DAY SOLD COMPARISON

Closed Prior Year	Volume	Count
Friday, April 04, 2025	\$946,500	4
Thursday, April 03, 2025	\$1,048,900	4
Wednesday, April 02, 2025	\$3,104,000	5
Tuesday, April 01, 2025	\$713,000	3
Total	\$5,812,400	16

Closed Prior Year	Volume	Count
Friday, April 05, 2024	\$2,338,800	8
Thursday, April 04, 2024	\$4,700,000	5
Wednesday, April 03, 2024	\$3,313,000	6
Tuesday, April 02, 2024	\$1,520,400	3
Monday, April 01, 2024	\$6,598,000	7
Sunday, March 31, 2024	\$190,000	1
Total	\$18,660,200	30

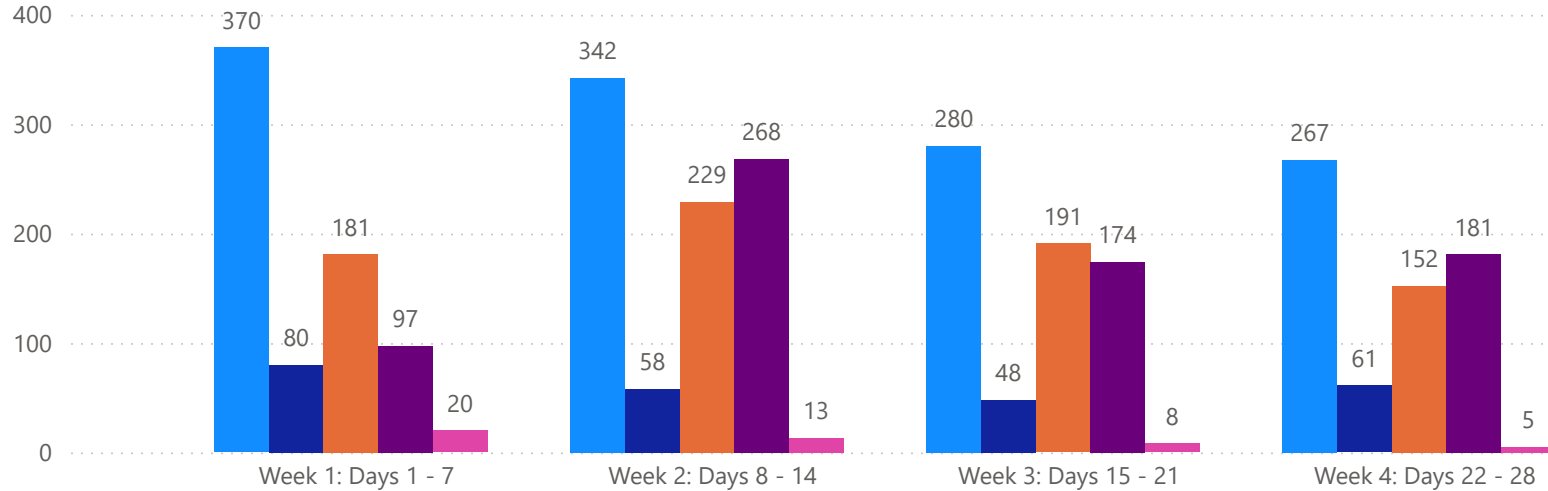


4 WEEK REAL ESTATE MARKET REPORT

SARASOTA COUNTY - SINGLE FAMILY HOME

4/7/2025

MLS Status ● Active ● Canceled ● Pending ● Sold ● Temporarily Off-Market



All data is current as of today, though some MLS statuses may have changed from prior days.

TOTALS

MLS Status	4 Week Total
Active	1259
Canceled	247
Pending	753
Sold	720
Temporarily Off-Market	46

DAILY MARKET CHANGE

Category	Sum of Sarasota
Back on the Market	10
New Listings	44
Price Decrease	94
Price Increase	13

*Back on Market can be from these sources - Pending, Temp Off Market, Canceled and Expired Listing)

7 DAY SOLD COMPARISON

Closed Prior Year	Volume	Count	Closed Prior Year	Volume	Count
Saturday, April 05, 2025	\$320,000	1	Friday, April 05, 2024	\$27,709,096	40
Friday, April 04, 2025	\$13,995,490	24	Thursday, April 04, 2024	\$27,743,498	33
Thursday, April 03, 2025	\$16,207,200	22	Wednesday, April 03, 2024	\$24,954,355	23
Wednesday, April 02, 2025	\$6,227,000	13	Tuesday, April 02, 2024	\$18,217,665	25
Tuesday, April 01, 2025	\$25,636,897	37	Monday, April 01, 2024	\$32,123,252	41
Total	\$62,386,587	97	Total	\$130,747,866	162

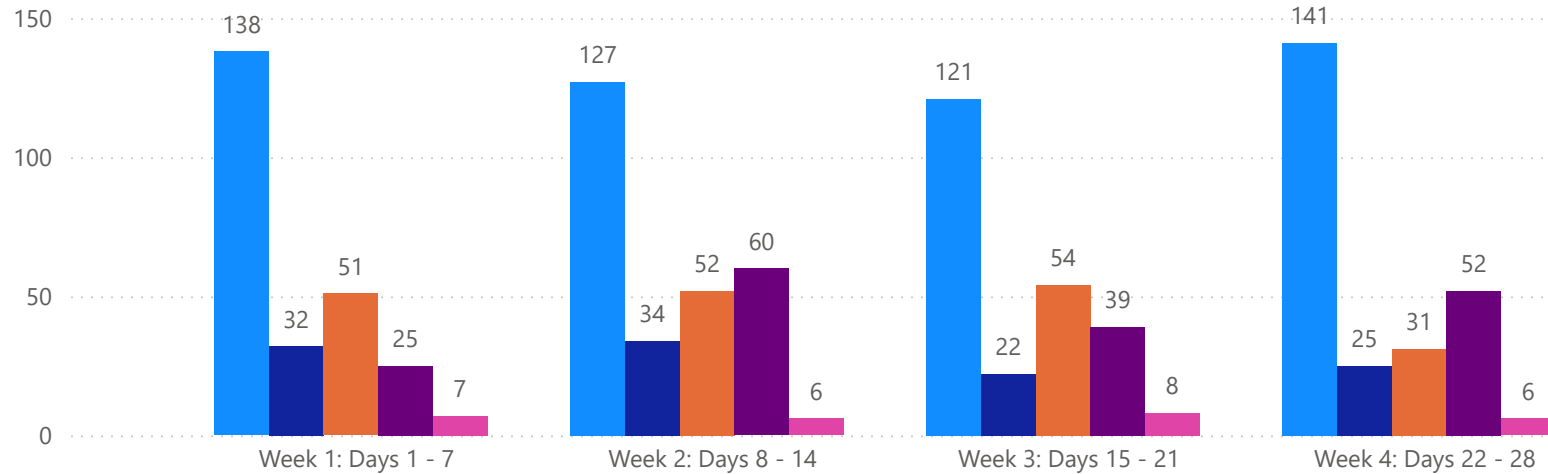


4 WEEK REAL ESTATE MARKET REPORT

SARASOTA COUNTY - CONDO

4/7/2025

MLSStatus ● Active ● Canceled ● Pending ● Sold ● Temporarily Off-Market



All data is current as of today, though some MLS statuses may have changed from prior days.

TOTALS

MLS Status	4 Week Total
Active	527
Canceled	113
Pending	188
Sold	176
Temporarily Off-Market	27

DAILY MARKET CHANGE

Category	Sum of Sarasota
Back on the Market	2
New Listings	18
Price Decrease	33
Price Increase	0

*Back on Market can be from these sources - Pending, Temp Off Market, Cancelled and Expired Listing)

7 DAY SOLD COMPARISON

Closed Prior Year	Volume	Count	Closed Prior Year	Volume	Count
Friday, April 04, 2025	\$6,853,000	8	Friday, April 05, 2024	\$6,653,000	12
Thursday, April 03, 2025	\$5,017,000	4	Thursday, April 04, 2024	\$5,238,263	8
Wednesday, April 02, 2025	\$1,667,000	2	Wednesday, April 03, 2024	\$8,080,000	9
Tuesday, April 01, 2025	\$10,039,000	11	Tuesday, April 02, 2024	\$16,712,000	7
Total	\$23,576,000	25	Monday, April 01, 2024	\$25,412,007	20
			Total	\$62,095,270	56

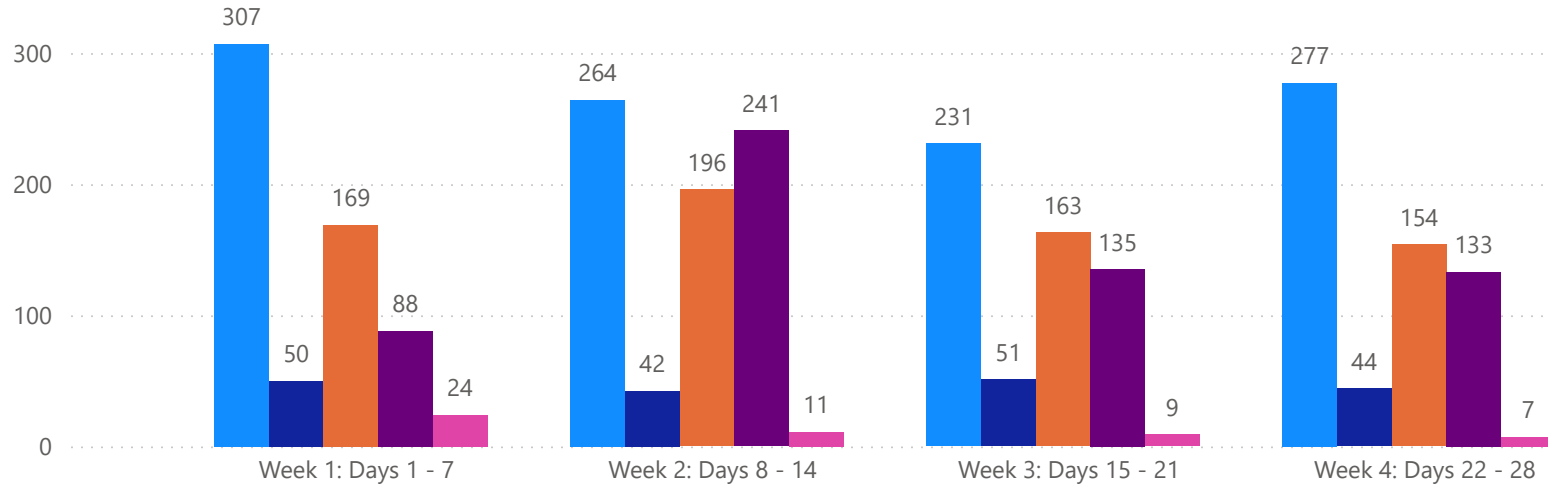


4 WEEK REAL ESTATE MARKET REPORT

MANATEE COUNTY - SINGLE FAMILY HOME

4/7/2025

MLS Status ● Active ● Canceled ● Pending ● Sold ● Temporarily Off-Market



All data is current as of today, though some MLS statuses may have changed from prior days.

TOTALS

MLS Status	4 Week Total
Active	1079
Canceled	187
Pending	682
Sold	597
Temporarily Off-Market	51

DAILY MARKET CHANGE

Category	Sum of Manatee
Back on the Market	9
New Listings	33
Price Decrease	57
Price Increase	16

*Back on Market can be from these sources - Pending, Temp Off Market, Canceled and Expired Listing)

7 DAY SOLD COMPARISON

Closed Prior Year	Volume	Count	Closed Prior Year	Volume	Count
Friday, April 04, 2025	\$14,970,710	22	Friday, April 05, 2024	\$22,165,800	29
Thursday, April 03, 2025	\$10,100,707	15	Thursday, April 04, 2024	\$10,589,605	14
Wednesday, April 02, 2025	\$11,162,800	18	Wednesday, April 03, 2024	\$12,022,017	16
Tuesday, April 01, 2025	\$20,485,663	33	Tuesday, April 02, 2024	\$12,929,283	20
Total	\$56,719,880	88	Monday, April 01, 2024	\$22,758,526	34
			Total	\$80,465,231	113

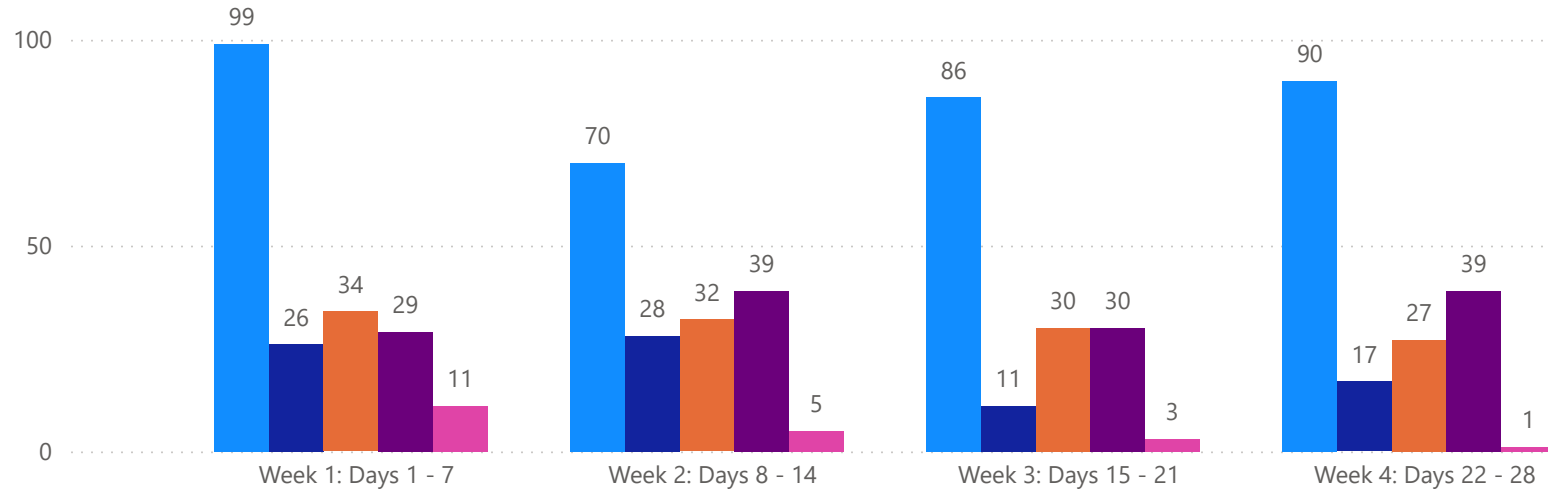


4 WEEK REAL ESTATE MARKET REPORT

MANATEE COUNTY - CONDO

4/7/2025

MLS Status ● Active ● Canceled ● Pending ● Sold ● Temporarily Off-Market



TOTALS

MLS Status	4 Week Total
Active	345
Canceled	82
Pending	123
Sold	137
Temporarily Off-Market	20

DAILY MARKET CHANGE

Category	Sum of Manatee	
Back on the Market	2	*Back on Market can be from these sources - Pending, Temp Off Market, Cancelled and Expired Listing)
New Listings	8	
Price Decrease	29	
Price Increase	0	

7 DAY SOLD COMPARISON

Closed Prior Year	Volume	Count	Closed Prior Year	Volume	Count
Friday, April 04, 2025	\$1,743,000	4	Friday, April 05, 2024	\$2,685,000	9
Thursday, April 03, 2025	\$1,397,000	5	Thursday, April 04, 2024	\$412,000	2
Wednesday, April 02, 2025	\$2,543,000	7	Wednesday, April 03, 2024	\$2,710,000	6
Tuesday, April 01, 2025	\$4,601,500	13	Tuesday, April 02, 2024	\$2,717,000	7
Total	\$10,284,500	29	Monday, April 01, 2024	\$4,964,500	12
			Total	\$13,488,500	36

