



# 4 WEEK REAL ESTATE MARKET REPORT

Wednesday, April 9, 2025

*As of: Thursday, April 10, 2025*

- 1 Report Breakdown
- 2 Cumulative Tampa Bay Report - Single Family Home
- 3 Cumulative Tampa Bay Report - Condominium
- 4 Pinellas County - Single Family Home
- 5 Pinellas County - Condominium
- 6 Pasco County - Single Family Home
- 7 Pasco County - Condominium
- 8 Hillsborough County - Single Family Home
- 9 Hillsborough County - Condominium
- 10 Sarasota County - Single Family Home
- 11 Sarasota County - Condominium
- 12 Manatee County - Single Family Home
- 13 Manatee County - Condominium

# 4 WEEK REAL ESTATE MARKET REPORT

## REPORT BREAKDOWN

Wednesday, April 9, 2025

as of: 4/10/2025



<b>Day 1</b>	Wednesday, April 9, 2025
<b>Day 2</b>	Tuesday, April 8, 2025
<b>Day 3</b>	Monday, April 7, 2025
<b>Day 4</b>	Sunday, April 6, 2025
<b>Day 5</b>	Saturday, April 5, 2025
<b>Day 6</b>	Thursday, April 10, 2025
<b>Day 7</b>	Wednesday, April 9, 2025
<b>Day 8</b>	Tuesday, April 8, 2025
<b>Day 9</b>	Monday, April 7, 2025
<b>Day 10</b>	Sunday, April 6, 2025
<b>Day 11</b>	Saturday, April 5, 2025
<b>Day 12</b>	Friday, April 4, 2025
<b>Day 13</b>	Thursday, April 3, 2025
<b>Day 14</b>	Wednesday, April 2, 2025
<b>Day 15</b>	Tuesday, April 1, 2025
<b>Day 16</b>	Monday, March 31, 2025
<b>Day 17</b>	Sunday, March 30, 2025
<b>Day 18</b>	Saturday, March 29, 2025
<b>Day 19</b>	Friday, March 28, 2025
<b>Day 20</b>	Thursday, March 27, 2025
<b>Day 21</b>	Wednesday, March 26, 2025
<b>Day 22</b>	Tuesday, March 25, 2025
<b>Day 23</b>	Monday, March 24, 2025
<b>Day 24</b>	Sunday, March 23, 2025
<b>Day 25</b>	Saturday, March 22, 2025
<b>Day 26</b>	Friday, March 21, 2025
<b>Day 27</b>	Thursday, March 20, 2025
<b>Day 28</b>	Wednesday, March 19, 2025

### REPORT BREAKDOWN

#### GRAPH:

Active - Newly listed during the date range

Pending - Status changed to 'pending' during the date range

Sold - Closed during the date range

Canceled - Canceled during the date range

Temp off Market - Status changed to 'temp' off market' during the date range

The date ranges are not cumulative.

Day 1: Wednesday, April 9, 2025

Day 28: Wednesday, March 19, 2025

#### TOTALS:

4 Weeks: The summation of each date range (Day 1 - Day 28)

#### Market Changes

Day 1's New Listings, Price Increase, Price Decreases and Back on Market

Manatee County - Single Family Home

#### 7 Day Sold Comparison

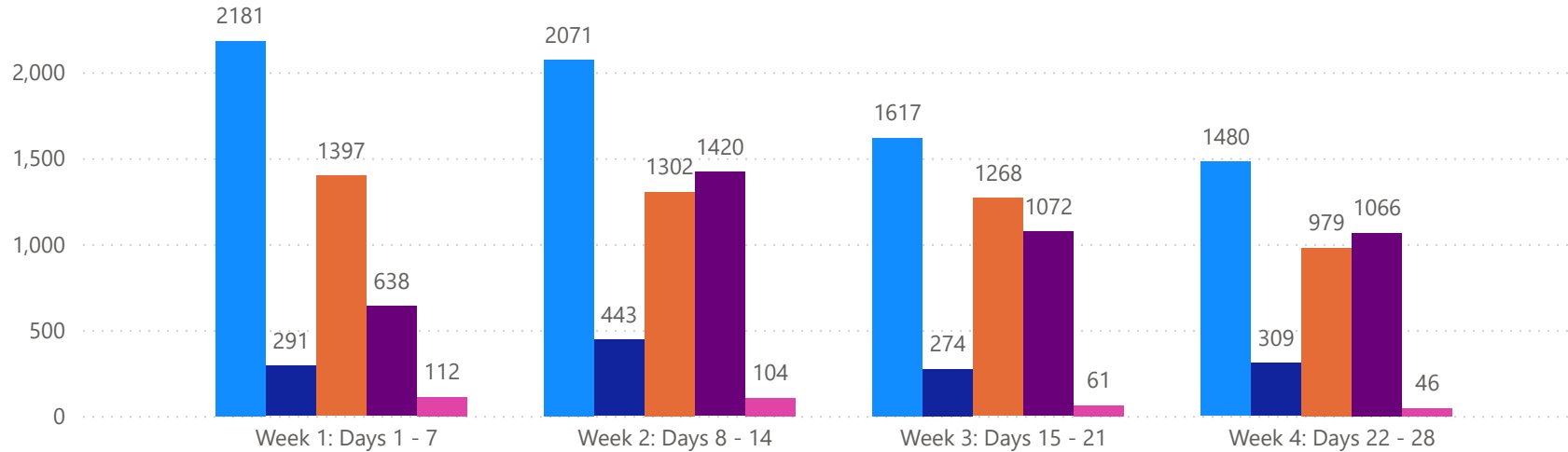
Compares the sold amount and volume in the last 7 days against the same timeframe in the prior year and days 8 - days 14.

# 4 WEEK REAL ESTATE MARKET REPORT

## TAMPA BAY - SINGLE FAMILY HOME

### 4/9/2025

**MLS Status** ● Active ● Canceled ● Pending ● Sold ● Temporarily Off-Market



All data is current as of today, though some MLS statuses may have changed from prior days.

### TOTALS

MLS Status	4 Week Total
Active	7349
Canceled	1317
Pending	4946
Sold	4196
Temporarily Off-Market	323

### DAILY MARKET CHANGE

Category	Sum of Total	
Back on the Market	67	*Back on Market can be from these sources - Pending, Temp Off Market, Cancelled and Expired Listing)
New Listings	258	
Price Decrease	603	
Price Increase	27	

### 7 DAY SOLD COMPARISON

Closed Prior Year	Volume	Count	Closed Prior Year	Volume	Count
Wednesday, April 09, 2025	\$3,167,500	6	Monday, April 08, 2024	\$99,915,879	144
Tuesday, April 08, 2025	\$42,886,557	80	Sunday, April 07, 2024	\$898,536	2
Monday, April 07, 2025	\$72,881,588	128	Saturday, April 06, 2024	\$3,647,855	8
Sunday, April 06, 2025	\$749,000	1	Friday, April 05, 2024	\$168,202,821	273
Saturday, April 05, 2025	\$2,245,250	5	Thursday, April 04, 2024	\$103,982,114	165
Friday, April 04, 2025	\$147,920,723	261	Wednesday, April 03, 2024	\$82,384,786	127
Thursday, April 03, 2025	\$82,581,154	157	Tuesday, April 02, 2024	\$92,945,780	148
<b>Total</b>	<b>\$352,431,772</b>	<b>638</b>	<b>Total</b>	<b>\$551,977,771</b>	<b>867</b>

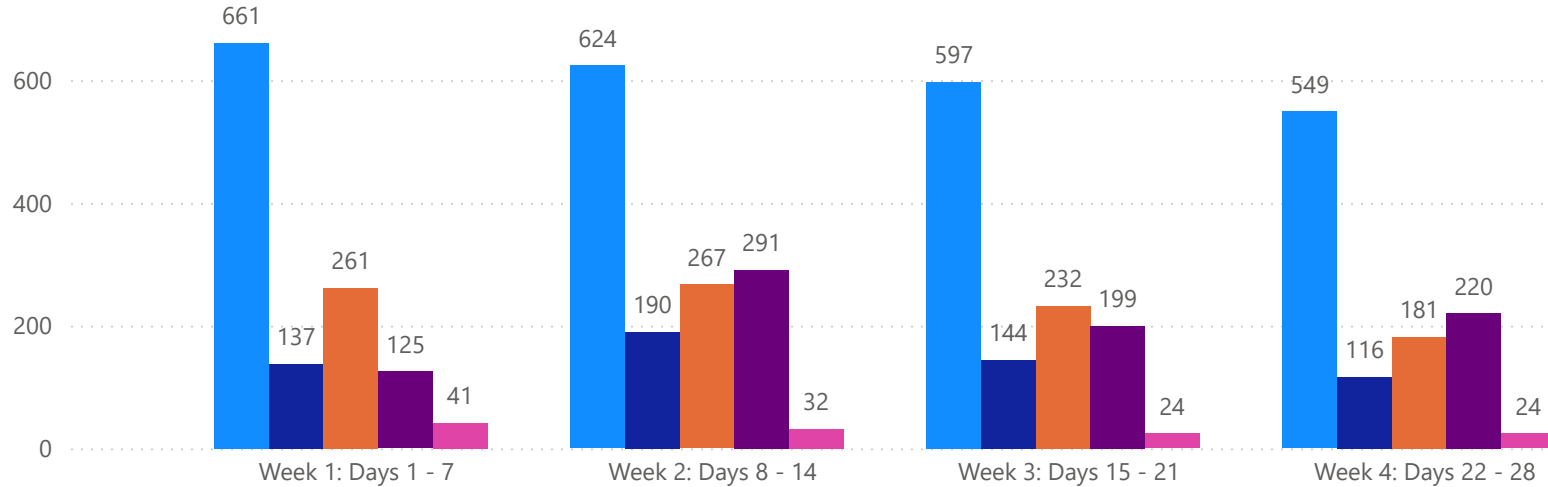


# 4 WEEK REAL ESTATE MARKET REPORT

## TAMPA BAY - CONDO

### 4/9/2025

**MLS Status** ● Active ● Canceled ● Pending ● Sold ● Temporarily Off-Market



All data is current as of today, though some MLS statuses may have changed from prior days.

### TOTALS

MLS Status	4 Week Total
Active	2431
Canceled	587
Pending	941
Sold	835
Temporarily Off-Market	121

### DAILY MARKET CHANGE

Category	Sum of Total	
Back on the Market	11	*Back on Market can be from these sources - Pending, Temp Off Market, Cancelled and Expired Listing)
New Listings	76	
Price Decrease	130	
Price Increase	6	

### 7 DAY SOLD COMPARISON

Closed Prior Year	Volume	Count	Closed Prior Year	Volume	Count
Tuesday, April 08, 2025	\$10,143,500	19	Monday, April 08, 2024	\$27,081,700	51
Monday, April 07, 2025	\$15,843,148	32	Sunday, April 07, 2024	\$1,395,000	1
Saturday, April 05, 2025	\$225,000	1	Saturday, April 06, 2024	\$1,260,000	2
Friday, April 04, 2025	\$21,021,925	46	Friday, April 05, 2024	\$23,395,700	60
Thursday, April 03, 2025	\$15,651,201	27	Thursday, April 04, 2024	\$15,785,270	35
<b>Total</b>	<b>\$62,884,774</b>	<b>125</b>	Wednesday, April 03, 2024	\$25,328,200	46
			Tuesday, April 02, 2024	\$29,637,925	34
			<b>Total</b>	<b>\$123,883,795</b>	<b>229</b>

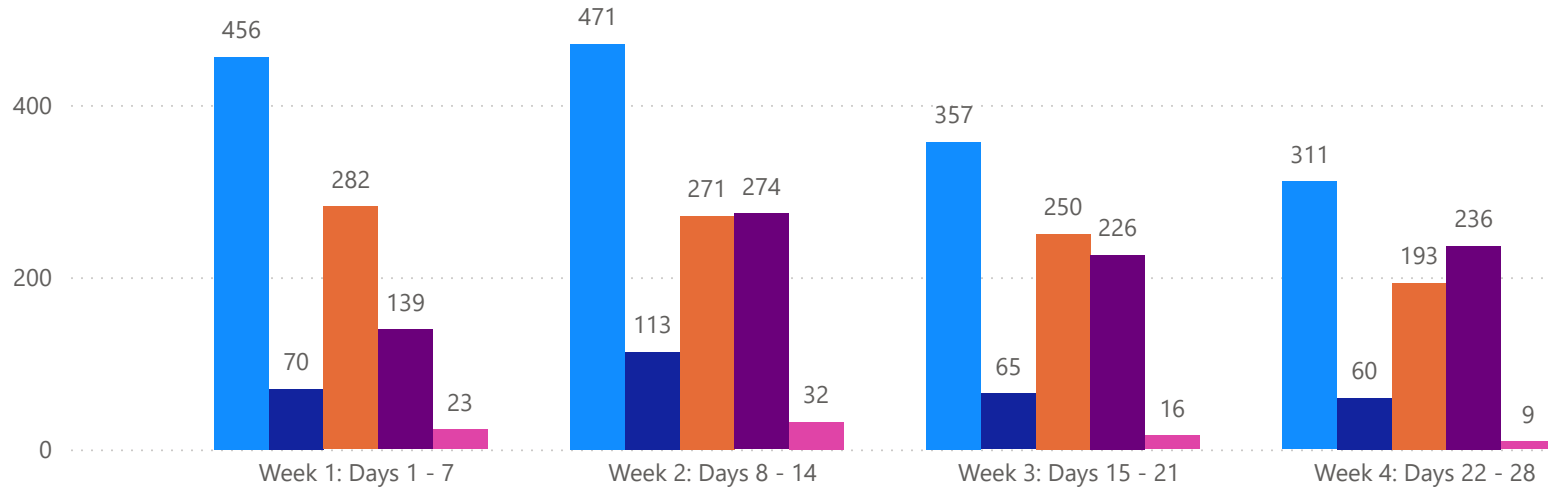


# 4 WEEK REAL ESTATE MARKET REPORT

## PINELLAS COUNTY - SINGLE FAMILY HOME

### 4/9/2025

MLS Status ● Active ● Canceled ● Pending ● Sold ● Temporarily Off-Market



All data is current as of today, though some MLS statuses may have changed from prior days.

### TOTALS

MLS Status	4 Week Total
Active	1595
Canceled	308
Pending	996
Sold	875
Temporarily Off-Market	80

### DAILY MARKET CHANGE

Category	Sum of Pinellas
Back on the Market	16
New Listings	58
Price Decrease	95
Price Increase	2

\*Back on Market can be from these sources - Pending, Temp Off Market, Canceled and Expired Listing)

### 7 DAY SOLD COMPARISON

Closed Prior Year	Volume	Count
Wednesday, April 09, 2025	\$935,000	2
Tuesday, April 08, 2025	\$6,193,400	12
Monday, April 07, 2025	\$19,244,590	29
Saturday, April 05, 2025	\$355,000	1
Friday, April 04, 2025	\$39,304,450	64
Thursday, April 03, 2025	\$15,463,500	31
<b>Total</b>	<b>\$81,495,940</b>	<b>139</b>

Closed Prior Year	Volume	Count
Monday, April 08, 2024	\$25,006,770	38
Saturday, April 06, 2024	\$450,000	1
Friday, April 05, 2024	\$46,898,009	62
Thursday, April 04, 2024	\$24,659,300	37
Wednesday, April 03, 2024	\$19,728,801	29
Tuesday, April 02, 2024	\$27,343,900	36
<b>Total</b>	<b>\$144,086,780</b>	<b>203</b>

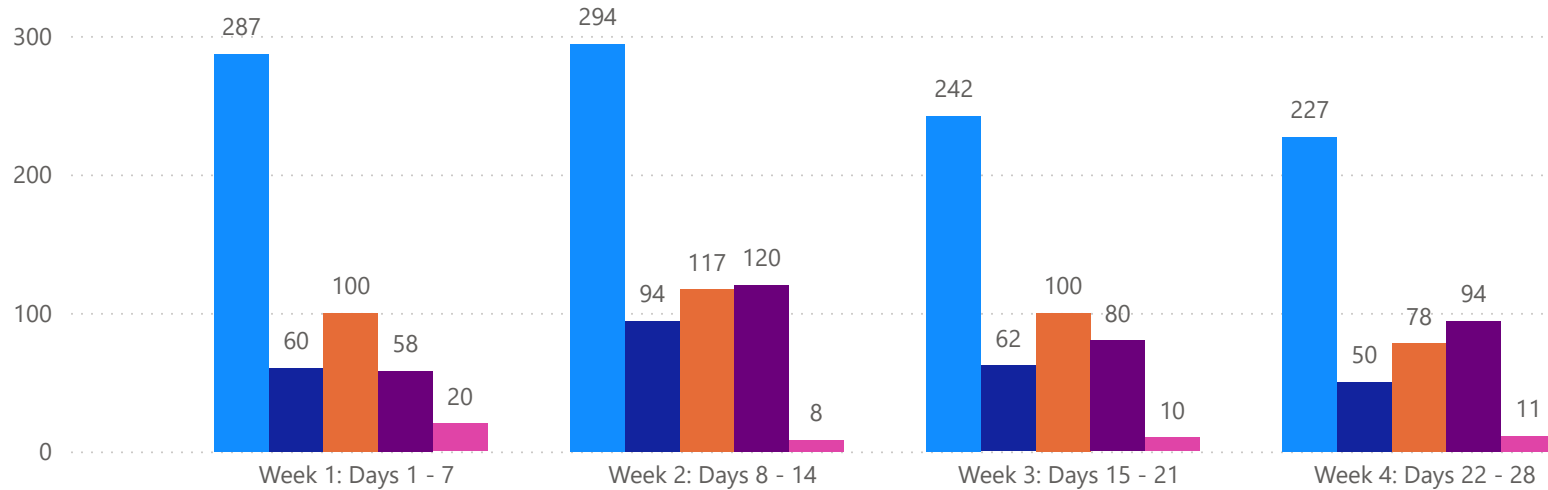


# 4 WEEK REAL ESTATE MARKET REPORT

## PINELLAS COUNTY - CONDO

### 4/9/2025

MLS Status ● Active ● Canceled ● Pending ● Sold ● Temporarily Off-Market



All data is current as of today, though some MLS statuses may have changed from prior days.

### TOTALS

MLS Status	4 Week Total
Active	1050
Canceled	266
Pending	395
Sold	352
Temporarily Off-Market	49

### DAILY MARKET CHANGE

Category	Sum of Pinellas
Back on the Market	8
New Listings	33
Price Decrease	52
Price Increase	4

\*Back on Market can be from these sources - Pending, Temp Off Market, Canceled and Expired Listing)

### 7 DAY SOLD COMPARISON

Closed Prior Year	Volume	Count	Closed Prior Year	Volume	Count
Tuesday, April 08, 2025	\$3,208,500	9	Monday, April 08, 2024	\$12,338,500	24
Monday, April 07, 2025	\$5,892,000	14	Sunday, April 07, 2024	\$1,395,000	1
Saturday, April 05, 2025	\$225,000	1	Saturday, April 06, 2024	\$1,260,000	2
Friday, April 04, 2025	\$8,922,900	23	Friday, April 05, 2024	\$10,809,900	26
Thursday, April 03, 2025	\$7,793,551	11	Thursday, April 04, 2024	\$4,550,007	16
<b>Total</b>	<b>\$26,041,951</b>	<b>58</b>	Wednesday, April 03, 2024	\$10,723,700	22
			Tuesday, April 02, 2024	\$8,268,525	14
			<b>Total</b>	<b>\$49,345,632</b>	<b>105</b>

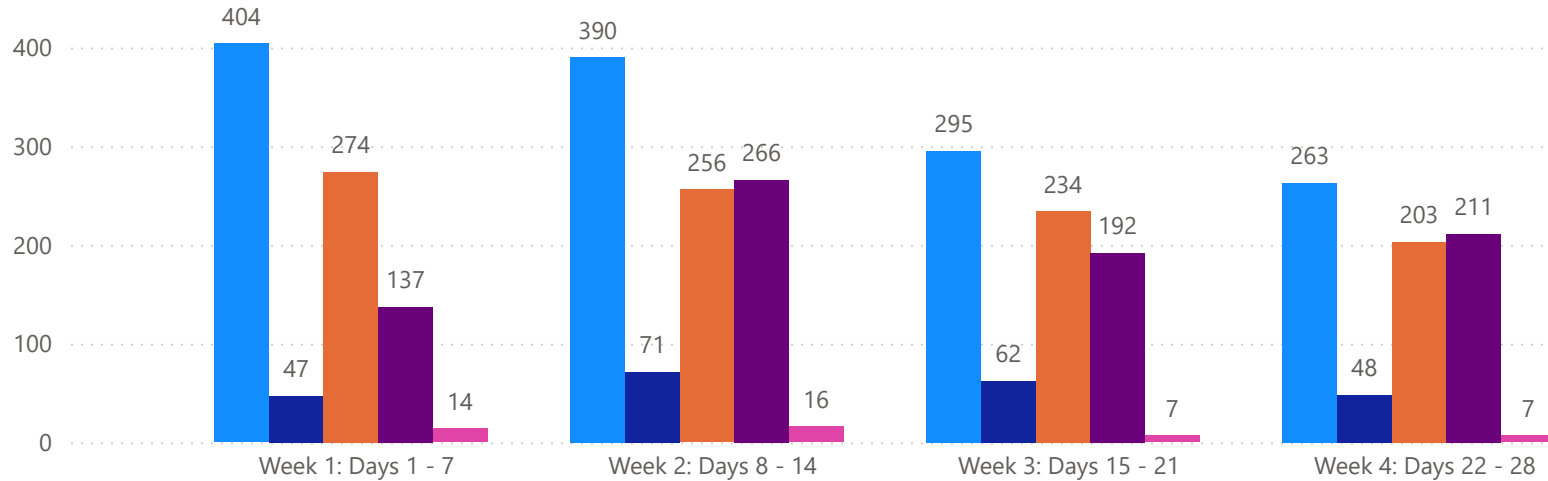


# 4 WEEK REAL ESTATE MARKET REPORT

## PASCO COUNTY - SINGLE FAMILY HOME

### 4/9/2025

MLS Status ● Active ● Canceled ● Pending ● Sold ● Temporarily Off-Market



All data is current as of today, though some MLS statuses may have changed from prior days.

### TOTALS

MLS Status	4 Week Total
Active	1352
Canceled	228
Pending	967
Sold	806
Temporarily Off-Market	44

### DAILY MARKET CHANGE

Category	Sum of Pasco
Back on the Market	16
New Listings	44
Price Decrease	130
Price Increase	10

\*Back on Market can be from these sources - Pending, Temp Off Market, Canceled and Expired Listing)

### 7 DAY SOLD COMPARISON

Closed Prior Year	Volume	Count
Wednesday, April 09, 2025	\$335,000	1
Tuesday, April 08, 2025	\$9,808,864	21
Monday, April 07, 2025	\$9,512,590	26
Friday, April 04, 2025	\$22,678,381	51
Thursday, April 03, 2025	\$14,127,151	38
<b>Total</b>	<b>\$56,461,986</b>	<b>137</b>

Closed Prior Year	Volume	Count
Monday, April 08, 2024	\$8,819,445	22
Sunday, April 07, 2024	\$423,536	1
Saturday, April 06, 2024	\$2,232,855	5
Friday, April 05, 2024	\$17,830,755	42
Thursday, April 04, 2024	\$16,660,300	34
Wednesday, April 03, 2024	\$6,405,699	19
Tuesday, April 02, 2024	\$10,119,090	19
<b>Total</b>	<b>\$62,491,680</b>	<b>142</b>

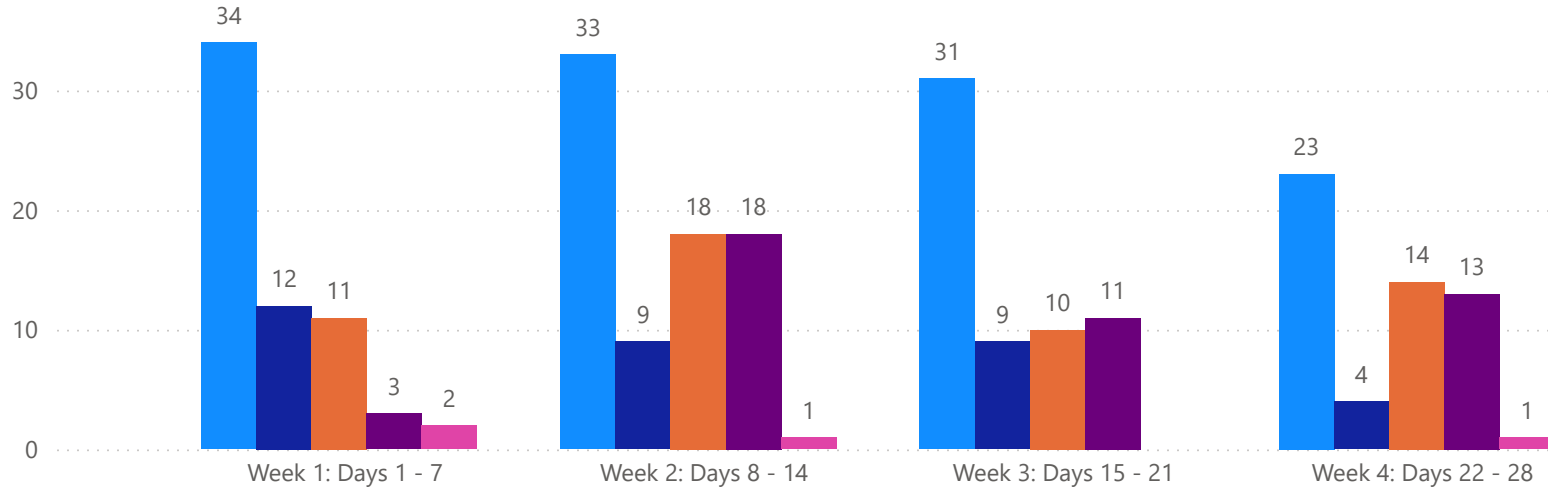


# 4 WEEK REAL ESTATE MARKET REPORT

## PASCO COUNTY - CONDO

### 4/9/2025

**MLSStatus** ● Active ● Canceled ● Pending ● Sold ● Temporarily Off-Market



*All data is current as of today, though some MLS statuses may have changed from prior days.*

### TOTALS

MLS Status	4 Week Total
Active	121
Canceled	34
Pending	53
Sold	45
Temporarily Off-Market	4

### DAILY MARKET CHANGE

Category	Sum of Pasco
Back on the Market	0
New Listings	7
Price Decrease	8
Price Increase	0

\*Back on Market can be from these sources - Pending, Temp Off Market, Canceled and Expired Listing)

### 7 DAY SOLD COMPARISON

Closed Prior Year	Volume	Count
Tuesday, April 08, 2025	\$347,000	1
Thursday, April 03, 2025	\$126,750	2
<b>Total</b>	<b>\$473,750</b>	<b>3</b>

Closed Prior Year	Volume	Count
Monday, April 08, 2024	\$788,975	4
Friday, April 05, 2024	\$909,000	5
Thursday, April 04, 2024	\$885,000	4
Wednesday, April 03, 2024	\$501,500	3
Tuesday, April 02, 2024	\$420,000	3
<b>Total</b>	<b>\$3,504,475</b>	<b>19</b>



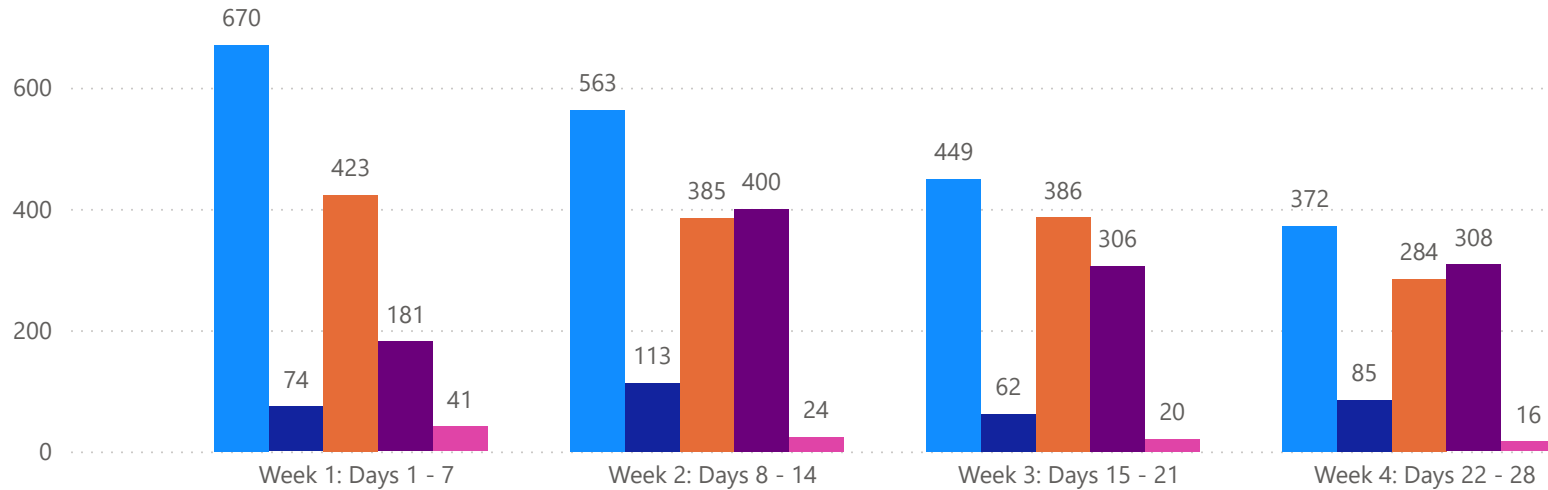


# 4 WEEK REAL ESTATE MARKET REPORT

## HILLSBOROUGH COUNTY - SINGLE FAMILY HOME

### 4/9/2025

MLS Status ● Active ● Canceled ● Pending ● Sold ● Temporarily Off-Market



All data is current as of today, though some MLS statuses may have changed from prior days.

### TOTALS

MLS Status	4 Week Total
Active	2054
Canceled	334
Pending	1478
Sold	1195
Temporarily Off-Market	101

### DAILY MARKET CHANGE

Category	Sum of Hillsborough	*Back on Market can be from these sources - Pending, Temp Off Market, Cancelled and Expired Listing)
Back on the Market	22	
New Listings	88	
Price Decrease	108	
Price Increase	9	

### 7 DAY SOLD COMPARISON

Closed Prior Year	Volume	Count
Tuesday, April 08, 2025	\$11,387,800	18
Monday, April 07, 2025	\$18,244,040	30
Friday, April 04, 2025	\$50,109,202	85
Thursday, April 03, 2025	\$25,143,960	48
<b>Total</b>	<b>\$104,885,002</b>	<b>181</b>

Closed Prior Year	Volume	Count
Monday, April 08, 2024	\$23,625,325	40
Saturday, April 06, 2024	\$965,000	2
Friday, April 05, 2024	\$53,599,161	100
Thursday, April 04, 2024	\$24,329,411	47
Wednesday, April 03, 2024	\$19,273,914	40
Tuesday, April 02, 2024	\$24,335,842	48
<b>Total</b>	<b>\$146,128,653</b>	<b>277</b>

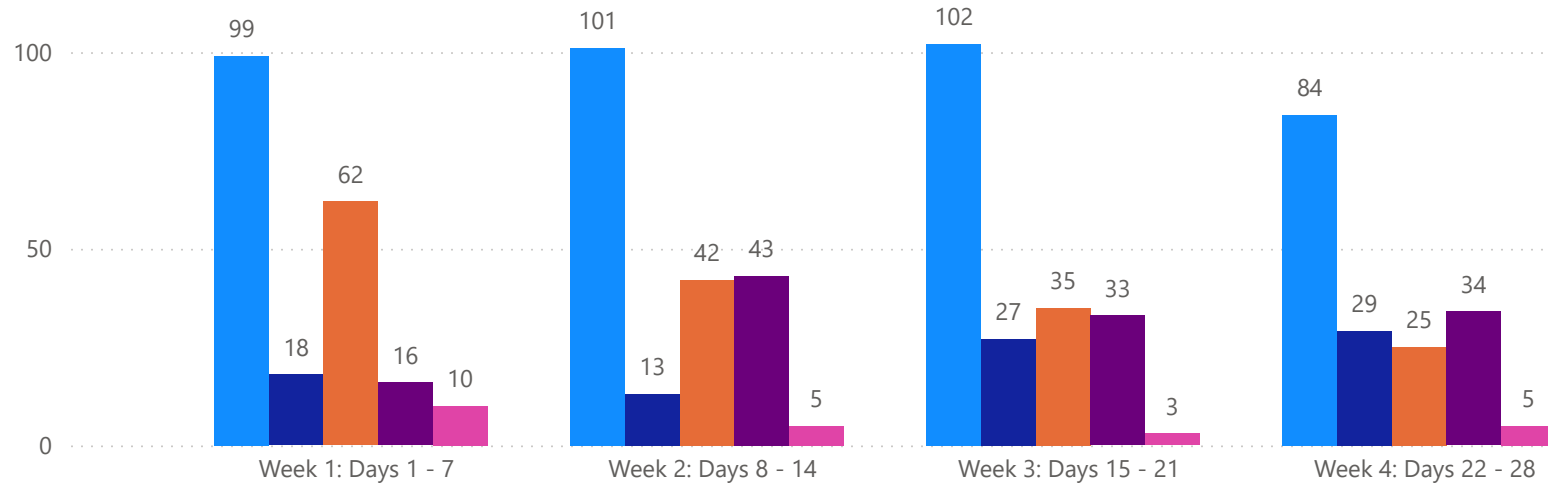


# 4 WEEK REAL ESTATE MARKET REPORT

## HILLSBOROUGH COUNTY - CONDO

### 4/9/2025

MLS Status ● Active ● Canceled ● Pending ● Sold ● Temporarily Off-Market



All data is current as of today, though some MLS statuses may have changed from prior days.

### TOTALS

MLS Status	4 Week Total
Active	386
Canceled	87
Pending	164
Sold	126
Temporarily Off-Market	23

### DAILY MARKET CHANGE

Category	Sum of Hillsborough	*Back on Market can be from these sources - Pending, Temp Off Market, Canceled and Expired Listing)
Back on the Market	2	
New Listings	11	
Price Decrease	14	
Price Increase	0	

### 7 DAY SOLD COMPARISON

Closed Prior Year	Volume	Count
Tuesday, April 08, 2025	\$134,000	1
Monday, April 07, 2025	\$858,500	4
Friday, April 04, 2025	\$1,362,000	6
Thursday, April 03, 2025	\$1,316,900	5
<b>Total</b>	<b>\$3,671,400</b>	<b>16</b>

Closed Prior Year	Volume	Count
Monday, April 08, 2024	\$2,301,325	8
Friday, April 05, 2024	\$2,338,800	8
Thursday, April 04, 2024	\$4,700,000	5
Wednesday, April 03, 2024	\$3,313,000	6
Tuesday, April 02, 2024	\$1,520,400	3
<b>Total</b>	<b>\$14,173,525</b>	<b>30</b>

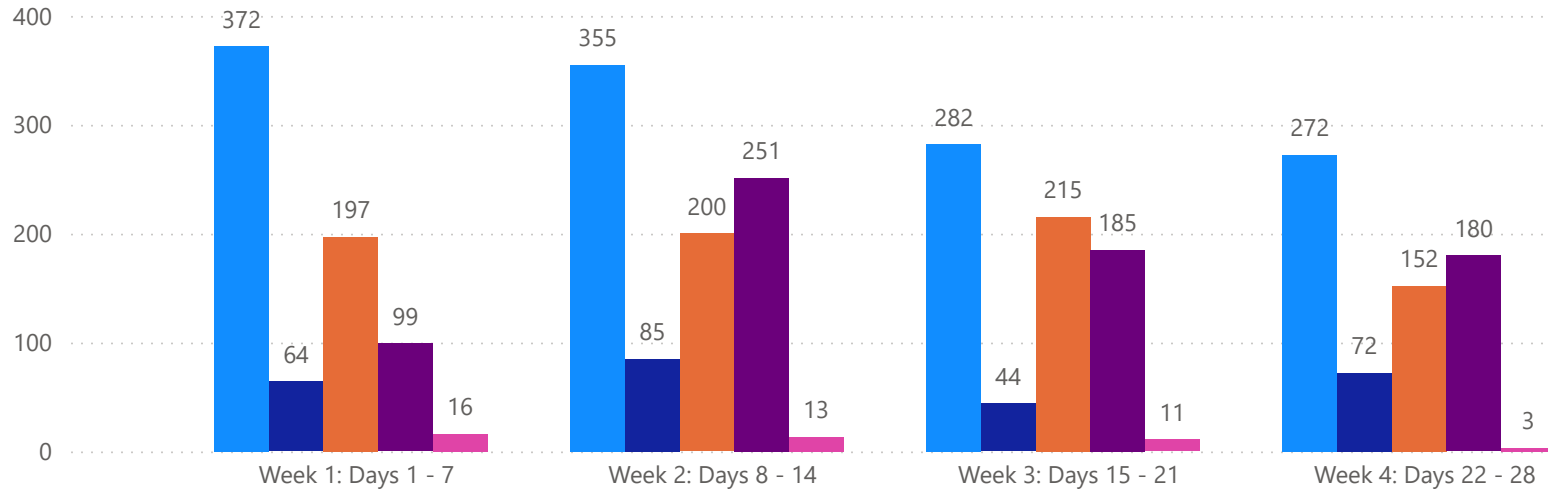


# 4 WEEK REAL ESTATE MARKET REPORT

## SARASOTA COUNTY - SINGLE FAMILY HOME

### 4/9/2025

**MLS Status** ● Active ● Canceled ● Pending ● Sold ● Temporarily Off-Market



All data is current as of today, though some MLS statuses may have changed from prior days.

### TOTALS

MLS Status	4 Week Total
Active	1281
Canceled	265
Pending	764
Sold	715
Temporarily Off-Market	43

### DAILY MARKET CHANGE

Category	Sum of Sarasota
Back on the Market	9
New Listings	47
Price Decrease	107
Price Increase	4

\*Back on Market can be from these sources - Pending, Temp Off Market, Canceled and Expired Listing)

### 7 DAY SOLD COMPARISON

Closed Prior Year	Volume	Count
Tuesday, April 08, 2025	\$7,398,500	16
Monday, April 07, 2025	\$12,808,114	23
Saturday, April 05, 2025	\$648,250	2
Friday, April 04, 2025	\$18,339,490	33
Thursday, April 03, 2025	\$17,745,836	25
<b>Total</b>	<b>\$56,940,190</b>	<b>99</b>

Closed Prior Year	Volume	Count
Monday, April 08, 2024	\$20,237,646	24
Sunday, April 07, 2024	\$475,000	1
Friday, April 05, 2024	\$27,709,096	40
Thursday, April 04, 2024	\$27,743,498	33
Wednesday, April 03, 2024	\$24,954,355	23
Tuesday, April 02, 2024	\$18,217,665	25
<b>Total</b>	<b>\$119,337,260</b>	<b>146</b>

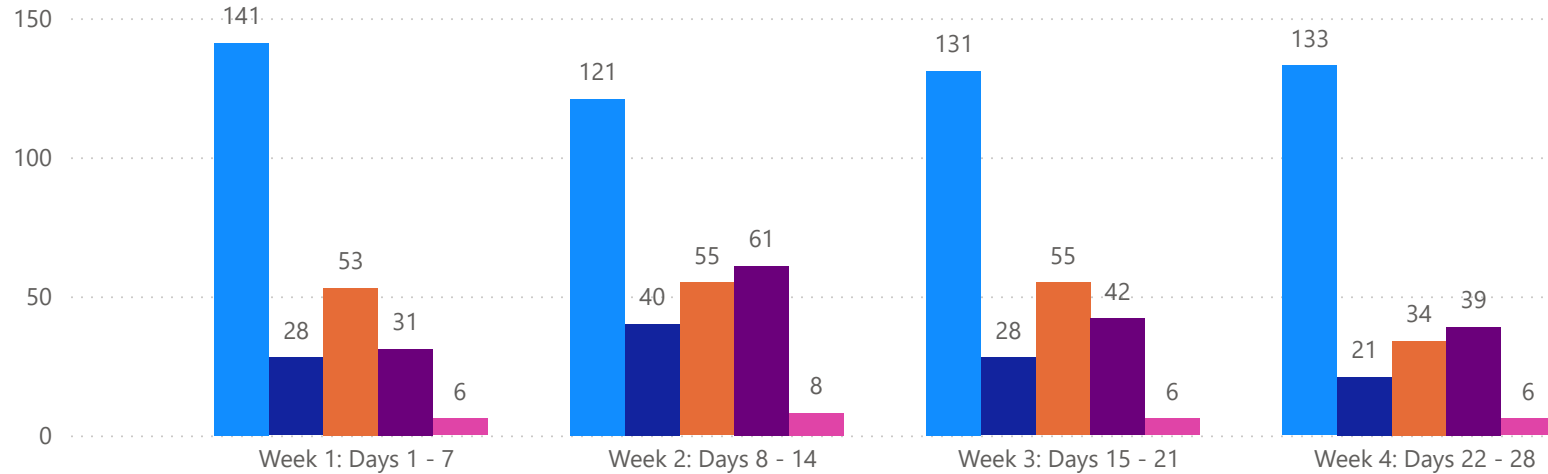


# 4 WEEK REAL ESTATE MARKET REPORT

## SARASOTA COUNTY - CONDO

4/9/2025

**MLSStatus** ● Active ● Canceled ● Pending ● Sold ● Temporarily Off-Market



All data is current as of today, though some MLS statuses may have changed from prior days.

### TOTALS

MLS Status	4 Week Total
Active	526
Canceled	117
Pending	197
Sold	173
Temporarily Off-Market	26

### DAILY MARKET CHANGE

Category	Sum of Sarasota
Back on the Market	1
New Listings	16
Price Decrease	22
Price Increase	2

\*Back on Market can be from these sources - Pending, Temp Off Market, Canceled and Expired Listing)

### 7 DAY SOLD COMPARISON

Closed Prior Year	Volume	Count
Tuesday, April 08, 2025	\$5,979,000	6
Monday, April 07, 2025	\$8,460,148	10
Friday, April 04, 2025	\$8,539,025	11
Thursday, April 03, 2025	\$5,017,000	4
<b>Total</b>	<b>\$27,995,173</b>	<b>31</b>

Closed Prior Year	Volume	Count
Monday, April 08, 2024	\$10,021,000	10
Friday, April 05, 2024	\$6,653,000	12
Thursday, April 04, 2024	\$5,238,263	8
Wednesday, April 03, 2024	\$8,080,000	9
Tuesday, April 02, 2024	\$16,712,000	7
<b>Total</b>	<b>\$46,704,263</b>	<b>46</b>

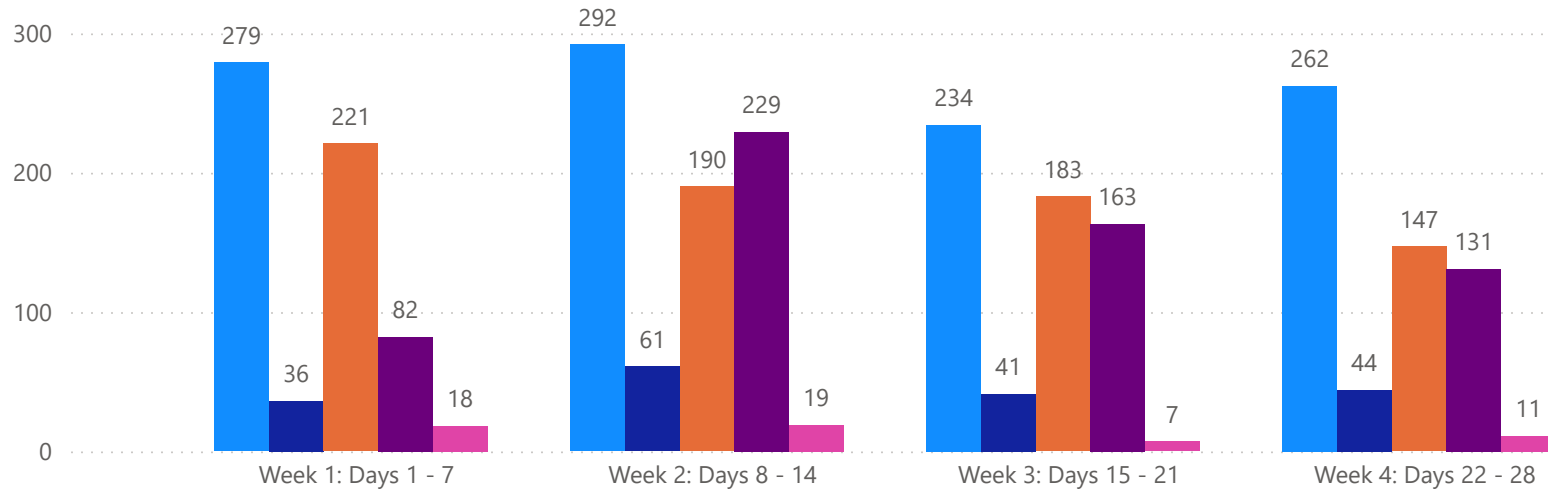


# 4 WEEK REAL ESTATE MARKET REPORT

## MANATEE COUNTY - SINGLE FAMILY HOME

### 4/9/2025

**MLS Status** ● Active ● Canceled ● Pending ● Sold ● Temporarily Off-Market



All data is current as of today, though some MLS statuses may have changed from prior days.

### TOTALS

MLS Status	4 Week Total
Active	1067
Canceled	182
Pending	741
Sold	605
Temporarily Off-Market	55

### DAILY MARKET CHANGE

Category	Sum of Manatee
Back on the Market	4
New Listings	21
Price Decrease	163
Price Increase	2

\*Back on Market can be from these sources - Pending, Temp Off Market, Canceled and Expired Listing)

### 7 DAY SOLD COMPARISON

Closed Prior Year	Volume	Count	Closed Prior Year	Volume	Count
Wednesday, April 09, 2025	\$1,897,500	3	Monday, April 08, 2024	\$22,226,693	20
Tuesday, April 08, 2025	\$8,097,993	13	Friday, April 05, 2024	\$22,165,800	29
Monday, April 07, 2025	\$13,072,254	20	Thursday, April 04, 2024	\$10,589,605	14
Sunday, April 06, 2025	\$749,000	1	Wednesday, April 03, 2024	\$12,022,017	16
Saturday, April 05, 2025	\$1,242,000	2	Tuesday, April 02, 2024	\$12,929,283	20
Friday, April 04, 2025	\$17,489,200	28	<b>Total</b>	<b>\$79,933,398</b>	<b>99</b>
Thursday, April 03, 2025	\$10,100,707	15			
<b>Total</b>	<b>\$52,648,654</b>	<b>82</b>			

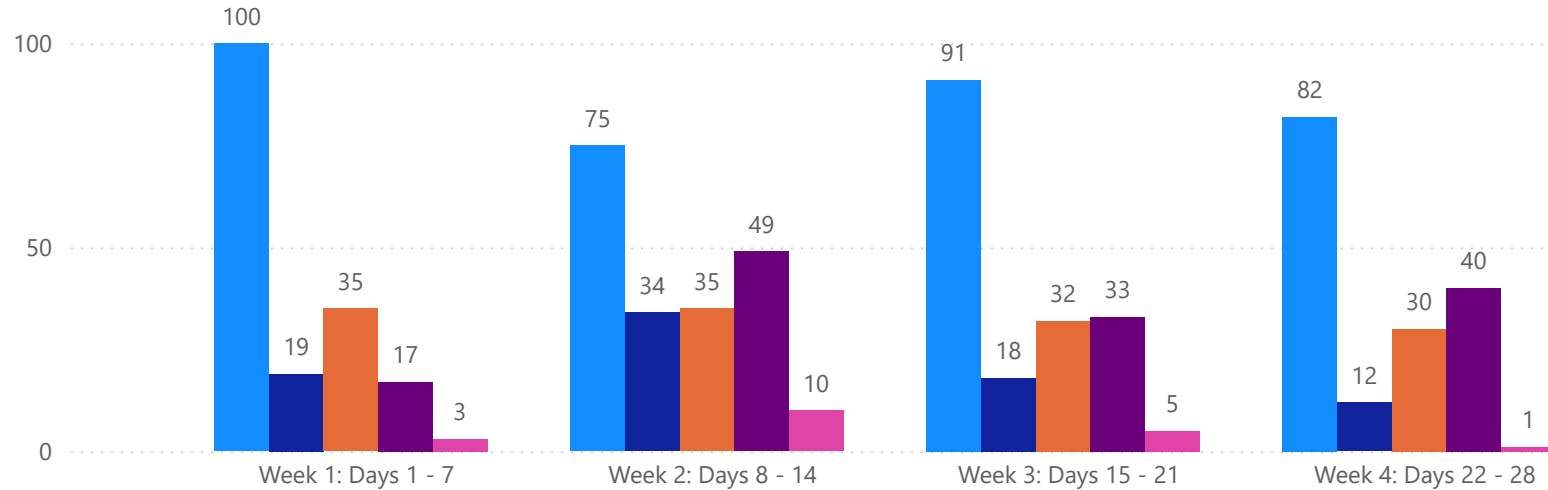


# 4 WEEK REAL ESTATE MARKET REPORT

## MANATEE COUNTY - CONDO

### 4/9/2025

**MLSStatus** ● Active ● Canceled ● Pending ● Sold ● Temporarily Off-Market



### TOTALS

MLS Status	4 Week Total
Active	348
Canceled	83
Pending	132
Sold	139
Temporarily Off-Market	19

### DAILY MARKET CHANGE

Category	Sum of Manatee
Back on the Market	0
New Listings	9
Price Decrease	34
Price Increase	0

\*Back on Market can be from these sources - Pending, Temp Off Market, Canceled and Expired Listing)

### 7 DAY SOLD COMPARISON

Closed Prior Year	Volume	Count
Tuesday, April 08, 2025	\$475,000	2
Monday, April 07, 2025	\$632,500	4
Friday, April 04, 2025	\$2,198,000	6
Thursday, April 03, 2025	\$1,397,000	5
<b>Total</b>	<b>\$4,702,500</b>	<b>17</b>

Closed Prior Year	Volume	Count
Monday, April 08, 2024	\$1,631,900	5
Friday, April 05, 2024	\$2,685,000	9
Thursday, April 04, 2024	\$412,000	2
Wednesday, April 03, 2024	\$2,710,000	6
Tuesday, April 02, 2024	\$2,717,000	7
<b>Total</b>	<b>\$10,155,900</b>	<b>29</b>

