



4 WEEK REAL ESTATE MARKET REPORT

Thursday, April 10, 2025

As of: Friday, April 11, 2025

- 1 Report Breakdown
- 2 Cumulative Tampa Bay Report - Single Family Home
- 3 Cumulative Tampa Bay Report - Condominium
- 4 Pinellas County - Single Family Home
- 5 Pinellas County - Condominium
- 6 Pasco County - Single Family Home
- 7 Pasco County - Condominium
- 8 Hillsborough County - Single Family Home
- 9 Hillsborough County - Condominium
- 10 Sarasota County - Single Family Home
- 11 Sarasota County - Condominium
- 12 Manatee County - Single Family Home
- 13 Manatee County - Condominium

4 WEEK REAL ESTATE MARKET REPORT

REPORT BREAKDOWN

Thursday, April 10, 2025

as of: 4/11/2025



Day 1	Thursday, April 10, 2025
Day 2	Wednesday, April 9, 2025
Day 3	Tuesday, April 8, 2025
Day 4	Monday, April 7, 2025
Day 5	Sunday, April 6, 2025
Day 6	Friday, April 11, 2025
Day 7	Thursday, April 10, 2025
Day 8	Wednesday, April 9, 2025
Day 9	Tuesday, April 8, 2025
Day 10	Monday, April 7, 2025
Day 11	Sunday, April 6, 2025
Day 12	Saturday, April 5, 2025
Day 13	Friday, April 4, 2025
Day 14	Thursday, April 3, 2025
Day 15	Wednesday, April 2, 2025
Day 16	Tuesday, April 1, 2025
Day 17	Monday, March 31, 2025
Day 18	Sunday, March 30, 2025
Day 19	Saturday, March 29, 2025
Day 20	Friday, March 28, 2025
Day 21	Thursday, March 27, 2025
Day 22	Wednesday, March 26, 2025
Day 23	Tuesday, March 25, 2025
Day 24	Monday, March 24, 2025
Day 25	Sunday, March 23, 2025
Day 26	Saturday, March 22, 2025
Day 27	Friday, March 21, 2025
Day 28	Thursday, March 20, 2025

REPORT BREAKDOWN

GRAPH:

Active - Newly listed during the date range

Pending - Status changed to 'pending' during the date range

Sold - Closed during the date range

Canceled - Canceled during the date range

Temp off Market - Status changed to 'temp' off market' during the date range

The date ranges are not cumulative.

Day 1: Thursday, April 10, 2025

Day 28: Thursday, March 20, 2025

TOTALS:

4 Weeks: The summation of each date range (Day 1 - Day 28)

Market Changes

Day 1's New Listings, Price Increase, Price Decreases and Back on Market

Manatee County - Single Family Home

7 Day Sold Comparison

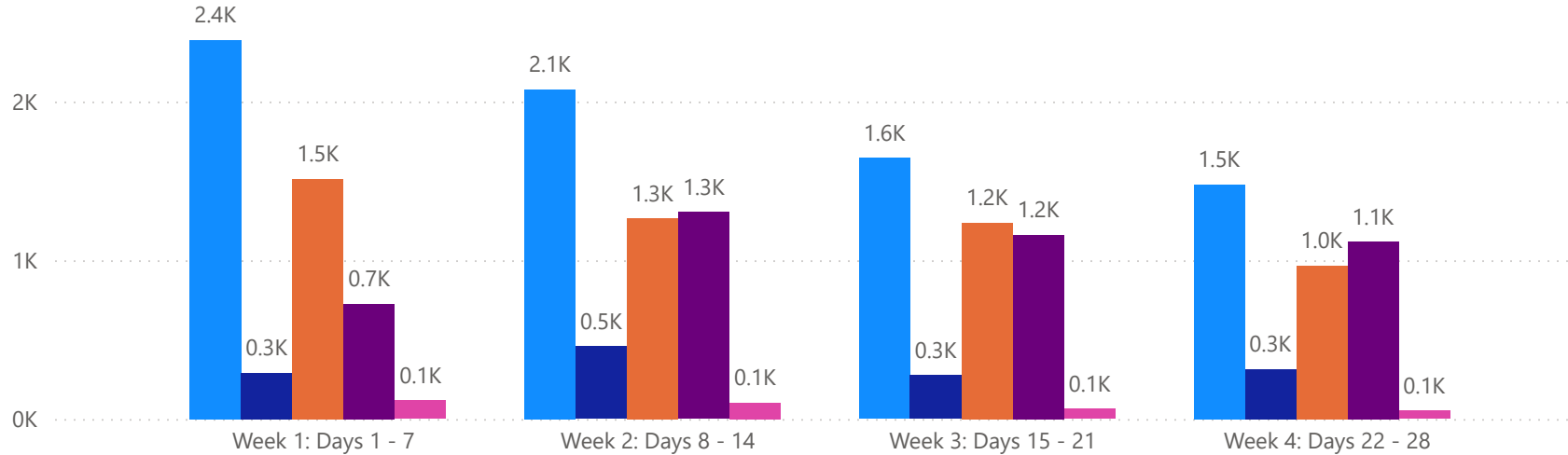
Compares the sold amount and volume in the last 7 days against the same timeframe in the prior year and days 8 - days 14.

4 WEEK REAL ESTATE MARKET REPORT

TAMPA BAY - SINGLE FAMILY HOME

4/10/2025

MLS Status ● Active ● Canceled ● Pending ● Sold ● Temporarily Off-Market



All data is current as of today, though some MLS statuses may have changed from prior days.

TOTALS

MLS Status	4 Week Total
Active	7583
Canceled	1336
Pending	4973
Sold	4302
Temporarily Off-Market	334

DAILY MARKET CHANGE

Category	Sum of Total	
Back on the Market	75	*Back on Market can be from these sources - Pending, Temp Off Market, Cancelled and Expired Listing)
New Listings	404	
Price Decrease	480	
Price Increase	29	

7 DAY SOLD COMPARISON

Closed Prior Year	Volume	Count	Closed Prior Year	Volume	Count
Thursday, April 10, 2025	\$51,114,306	89	Tuesday, April 09, 2024	\$71,426,936	129
Wednesday, April 09, 2025	\$65,239,370	107	Monday, April 08, 2024	\$99,915,879	144
Tuesday, April 08, 2025	\$61,719,357	117	Sunday, April 07, 2024	\$898,536	2
Monday, April 07, 2025	\$80,609,510	145	Saturday, April 06, 2024	\$3,647,855	8
Sunday, April 06, 2025	\$1,299,000	2	Friday, April 05, 2024	\$168,202,821	273
Saturday, April 05, 2025	\$2,245,250	5	Thursday, April 04, 2024	\$103,982,114	165
Friday, April 04, 2025	\$148,536,610	261	Wednesday, April 03, 2024	\$82,384,786	127
Total	\$410,763,403	726	Total	\$530,458,927	848

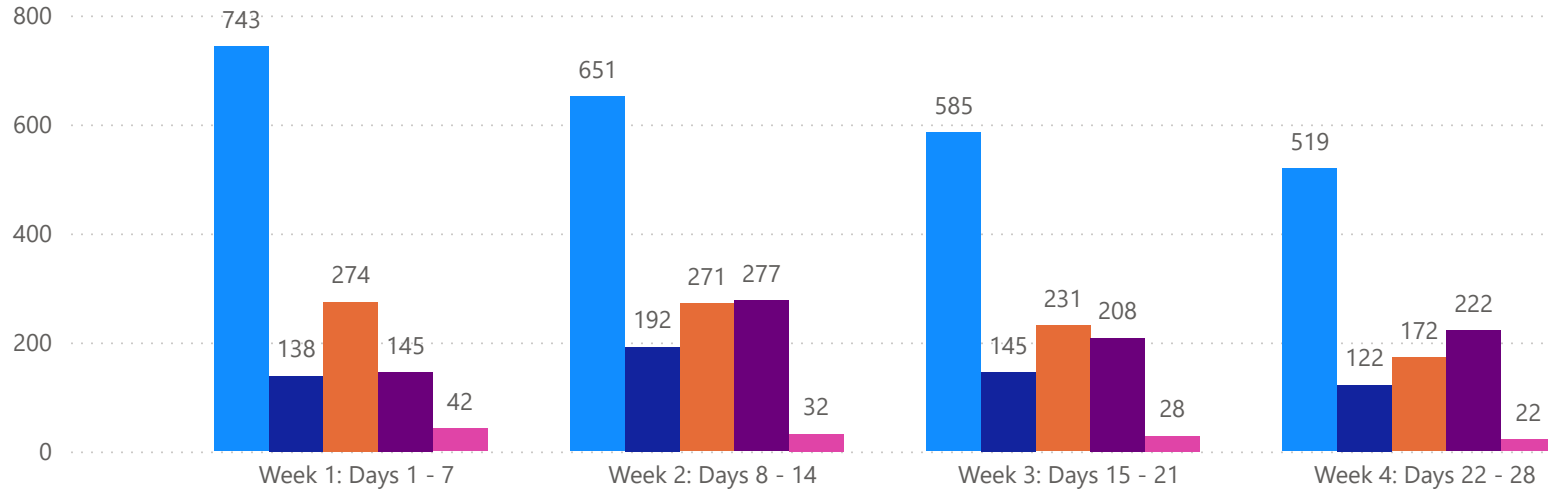


4 WEEK REAL ESTATE MARKET REPORT

TAMPA BAY - CONDO

4/10/2025

MLSStatus ● Active ● Canceled ● Pending ● Sold ● Temporarily Off-Market



All data is current as of today, though some MLS statuses may have changed from prior days.

TOTALS

MLS Status	4 Week Total
Active	2498
Canceled	597
Pending	948
Sold	852
Temporarily Off-Market	124

DAILY MARKET CHANGE

Category	Sum of Total	
Back on the Market	18	*Back on Market can be from these sources - Pending, Temp Off Market, Cancelled and Expired Listing)
New Listings	97	
Price Decrease	134	
Price Increase	3	

7 DAY SOLD COMPARISON

Closed Prior Year	Volume	Count	Closed Prior Year	Volume	Count
Thursday, April 10, 2025	\$6,273,200	23	Tuesday, April 09, 2024	\$11,225,500	26
Wednesday, April 09, 2025	\$5,370,400	14	Monday, April 08, 2024	\$27,081,700	51
Tuesday, April 08, 2025	\$11,691,500	25	Sunday, April 07, 2024	\$1,395,000	1
Monday, April 07, 2025	\$17,650,148	36	Saturday, April 06, 2024	\$1,260,000	2
Saturday, April 05, 2025	\$225,000	1	Friday, April 05, 2024	\$23,395,700	60
Friday, April 04, 2025	\$21,021,925	46	Thursday, April 04, 2024	\$15,785,270	35
Total	\$62,232,173	145	Wednesday, April 03, 2024	\$25,328,200	46
			Total	\$105,471,370	221

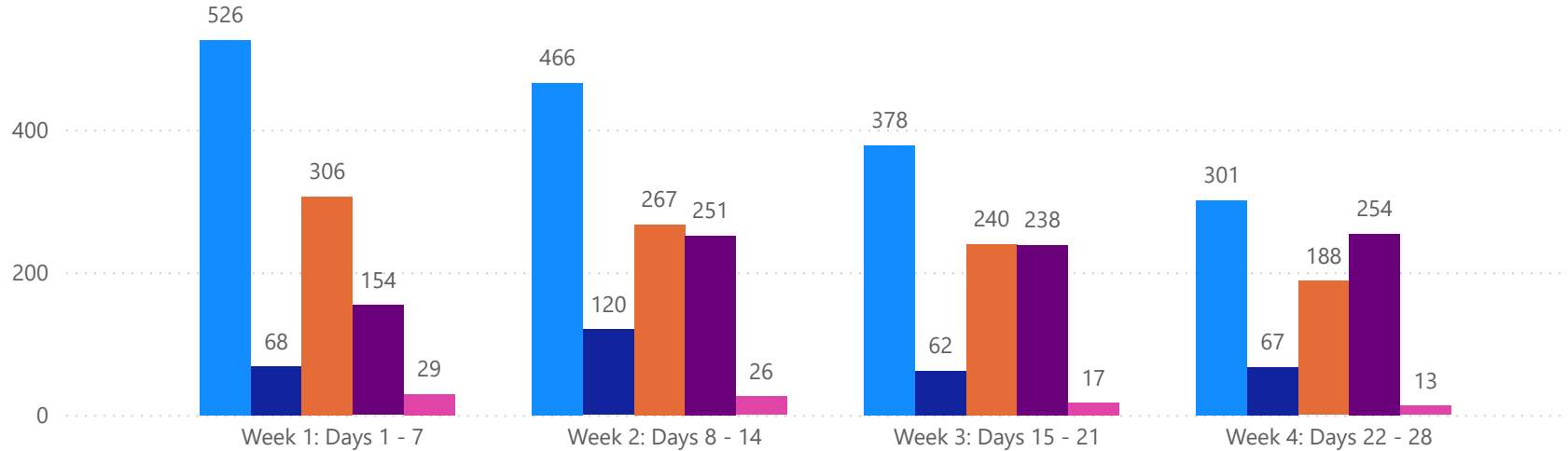


4 WEEK REAL ESTATE MARKET REPORT

PINELLAS COUNTY - SINGLE FAMILY HOME

4/10/2025

MLS Status ● Active ● Canceled ● Pending ● Sold ● Temporarily Off-Market



All data is current as of today, though some MLS statuses may have changed from prior days.

TOTALS

MLS Status	4 Week Total
Active	1671
Canceled	317
Pending	1001
Sold	897
Temporarily Off-Market	85

DAILY MARKET CHANGE

Category	Sum of Pinellas
Back on the Market	19
New Listings	113
Price Decrease	123
Price Increase	7

*Back on Market can be from these sources - Pending, Temp Off Market, Cancelled and Expired Listing)

7 DAY SOLD COMPARISON

Closed Prior Year	Volume	Count
Thursday, April 10, 2025	\$12,761,175	20
Wednesday, April 09, 2025	\$8,867,000	18
Tuesday, April 08, 2025	\$12,860,400	21
Monday, April 07, 2025	\$19,634,590	30
Saturday, April 05, 2025	\$355,000	1
Friday, April 04, 2025	\$39,304,450	64
Total	\$93,782,615	154

Closed Prior Year	Volume	Count
Tuesday, April 09, 2024	\$19,611,480	32
Monday, April 08, 2024	\$25,006,770	38
Saturday, April 06, 2024	\$450,000	1
Friday, April 05, 2024	\$46,898,009	62
Thursday, April 04, 2024	\$24,659,300	37
Wednesday, April 03, 2024	\$19,728,801	29
Total	\$136,354,360	199

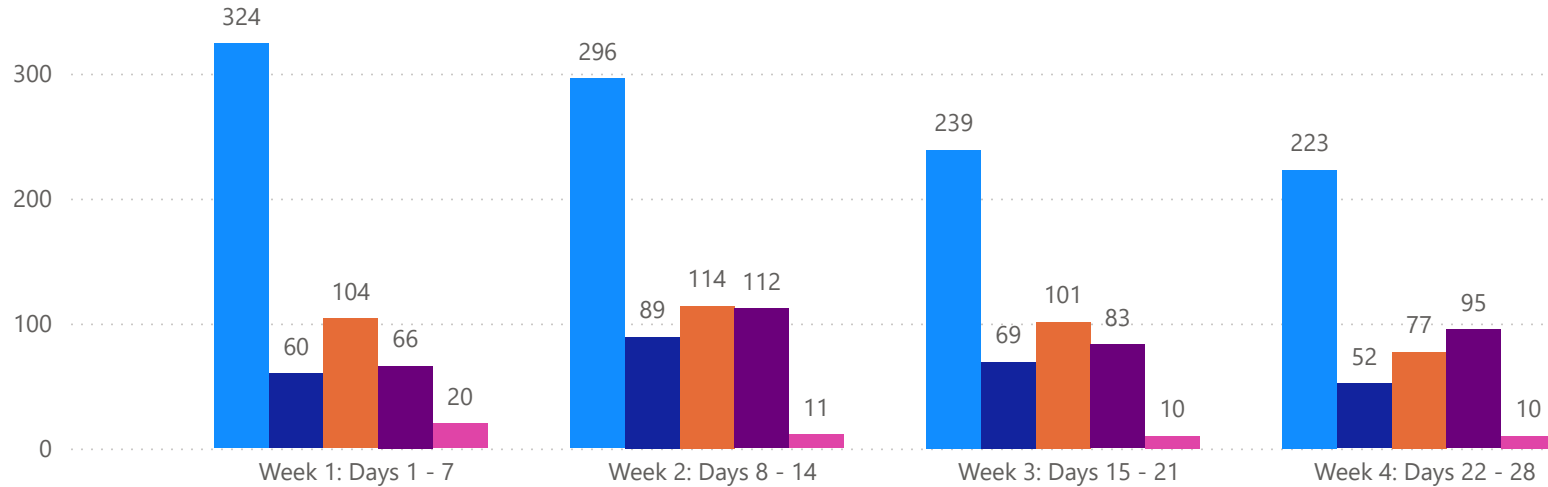


4 WEEK REAL ESTATE MARKET REPORT

PINELLAS COUNTY - CONDO

4/10/2025

MLSStatus ● Active ● Canceled ● Pending ● Sold ● Temporarily Off-Market



All data is current as of today, though some MLS statuses may have changed from prior days.

TOTALS

MLS Status	4 Week Total
Active	1082
Canceled	270
Pending	396
Sold	356
Temporarily Off-Market	51

DAILY MARKET CHANGE

Category	Sum of Pinellas
Back on the Market	6
New Listings	52
Price Decrease	68
Price Increase	1

*Back on Market can be from these sources - Pending, Temp Off Market, Canceled and Expired Listing)

7 DAY SOLD COMPARISON

Closed Prior Year	Volume	Count	Closed Prior Year	Volume	Count
Thursday, April 10, 2025	\$2,421,000	9	Tuesday, April 09, 2024	\$4,470,000	15
Wednesday, April 09, 2025	\$2,389,000	5	Monday, April 08, 2024	\$12,338,500	24
Tuesday, April 08, 2025	\$3,746,500	12	Sunday, April 07, 2024	\$1,395,000	1
Monday, April 07, 2025	\$6,379,000	16	Saturday, April 06, 2024	\$1,260,000	2
Saturday, April 05, 2025	\$225,000	1	Friday, April 05, 2024	\$10,809,900	26
Friday, April 04, 2025	\$8,922,900	23	Thursday, April 04, 2024	\$4,550,007	16
Total	\$24,083,400	66	Wednesday, April 03, 2024	\$10,723,700	22
			Total	\$45,547,107	106

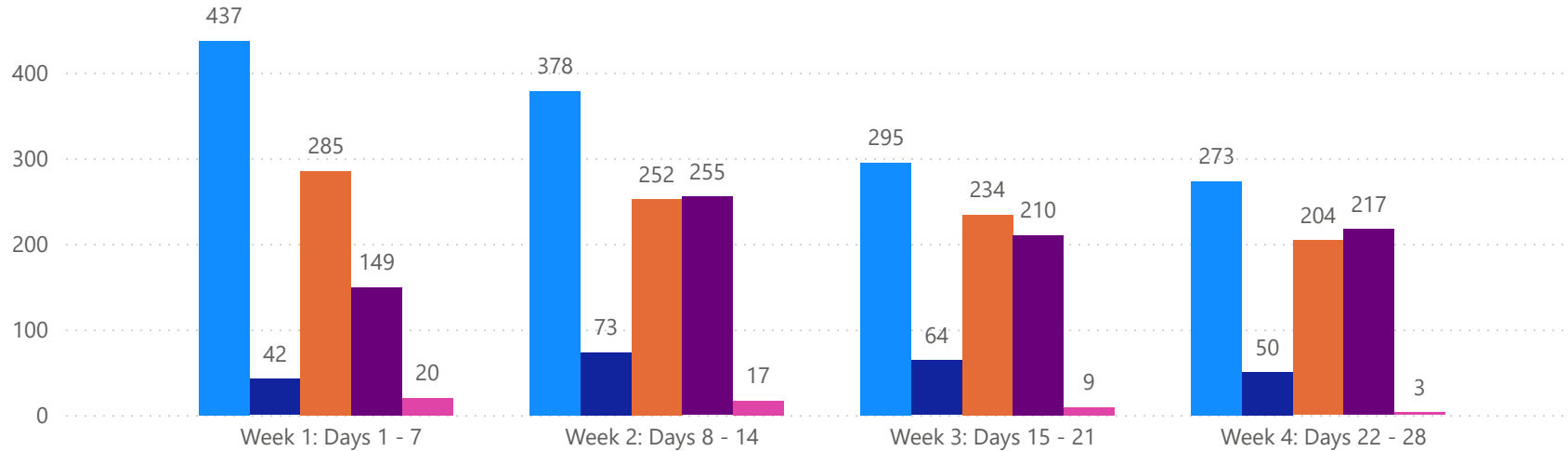


4 WEEK REAL ESTATE MARKET REPORT

PASCO COUNTY - SINGLE FAMILY HOME

4/10/2025

MlsStatus ● Active ● Canceled ● Pending ● Sold ● Temporarily Off-Market



All data is current as of today, though some MLS statuses may have changed from prior days.

TOTALS

MLS Status	4 Week Total
Active	1383
Canceled	229
Pending	975
Sold	831
Temporarily Off-Market	49

DAILY MARKET CHANGE

Category	Sum of Pasco
Back on the Market	12
New Listings	65
Price Decrease	82
Price Increase	3

*Back on Market can be from these sources - Pending, Temp Off Market, Cancelled and Expired Listing)

7 DAY SOLD COMPARISON

Closed Prior Year	Volume	Count	Closed Prior Year	Volume	Count
Thursday, April 10, 2025	\$8,846,441	19	Tuesday, April 09, 2024	\$11,749,221	31
Wednesday, April 09, 2025	\$6,567,500	18	Monday, April 08, 2024	\$8,819,445	22
Tuesday, April 08, 2025	\$12,714,864	29	Sunday, April 07, 2024	\$423,536	1
Monday, April 07, 2025	\$12,116,590	31	Saturday, April 06, 2024	\$2,232,855	5
Friday, April 04, 2025	\$23,764,258	52	Friday, April 05, 2024	\$17,830,755	42
Total	\$64,009,653	149	Thursday, April 04, 2024	\$16,660,300	34
			Wednesday, April 03, 2024	\$6,405,699	19
			Total	\$64,121,811	154

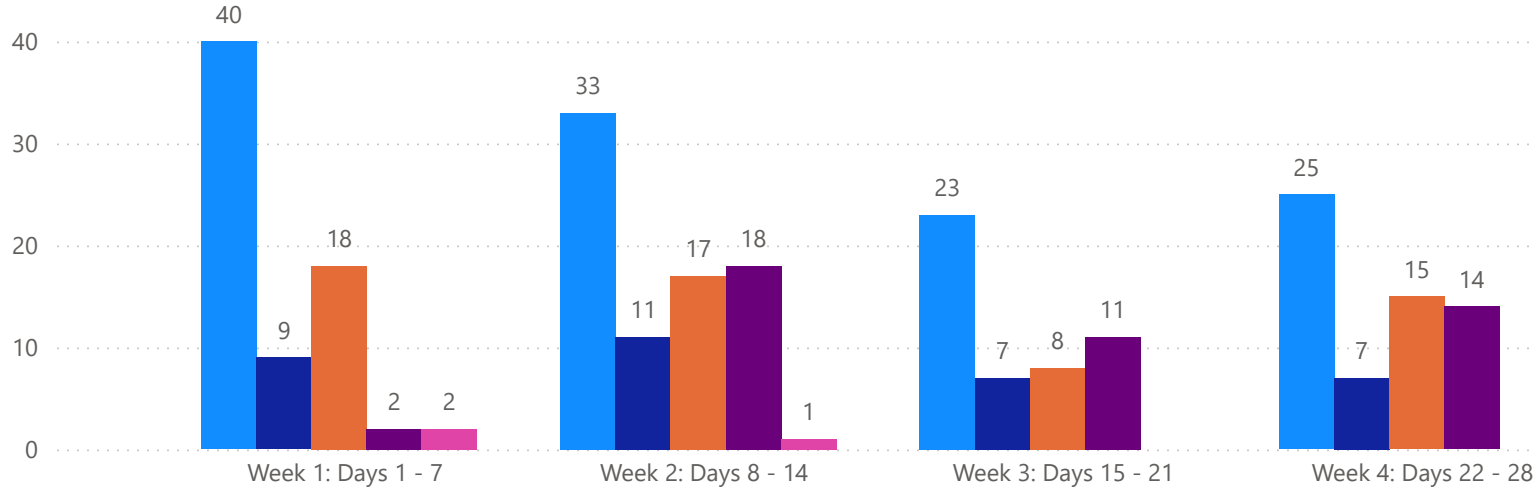


4 WEEK REAL ESTATE MARKET REPORT

PASCO COUNTY - CONDO

4/10/2025

MLSStatus ● Active ● Canceled ● Pending ● Sold ● Temporarily Off-Market



All data is current as of today, though some MLS statuses may have changed from prior days.

TOTALS

MLS Status	4 Week Total
Active	121
Canceled	34
Pending	58
Sold	45
Temporarily Off-Market	3

DAILY MARKET CHANGE

Category	Sum of Pasco
Back on the Market	2
New Listings	4
Price Decrease	8
Price Increase	0

*Back on Market can be from these sources - Pending, Temp Off Market, Canceled and Expired Listing)

7 DAY SOLD COMPARISON

Closed Prior Year	Volume	Count
Thursday, April 10, 2025	\$223,000	1
Tuesday, April 08, 2025	\$347,000	1
Total	\$570,000	2

Closed Prior Year	Volume	Count
Monday, April 08, 2024	\$788,975	4
Friday, April 05, 2024	\$909,000	5
Thursday, April 04, 2024	\$885,000	4
Wednesday, April 03, 2024	\$501,500	3
Total	\$3,084,475	16

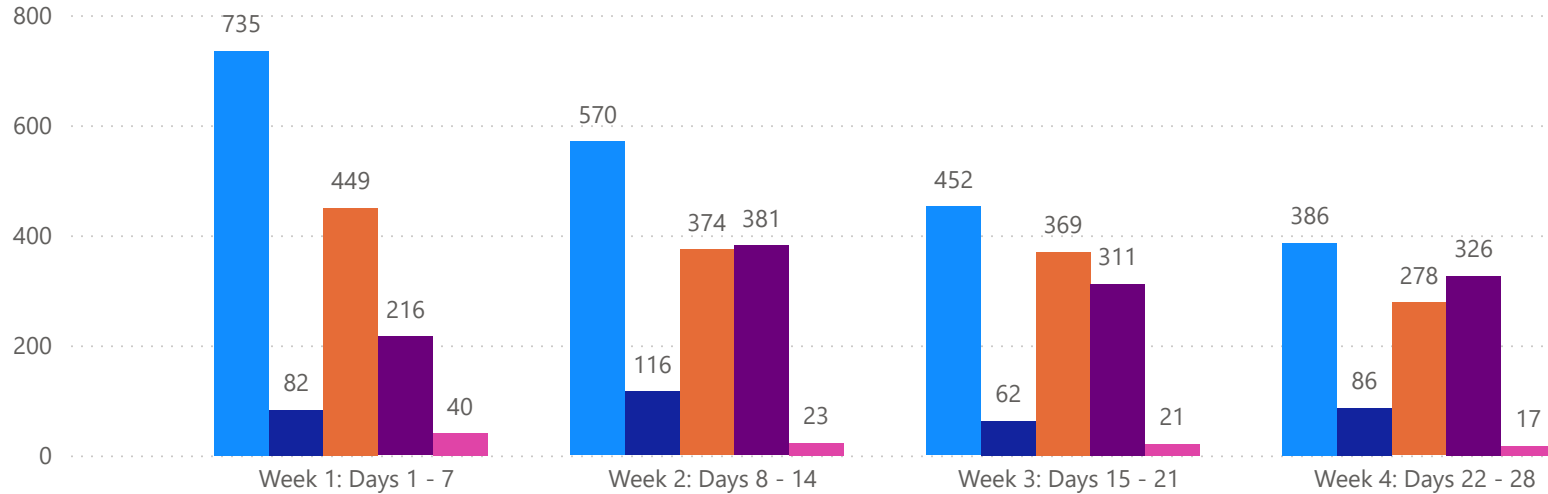


4 WEEK REAL ESTATE MARKET REPORT

HILLSBOROUGH COUNTY - SINGLE FAMILY HOME

4/10/2025

MLS Status ● Active ● Canceled ● Pending ● Sold ● Temporarily Off-Market



All data is current as of today, though some MLS statuses may have changed from prior days.

TOTALS

MLS Status	4 Week Total
Active	2143
Canceled	346
Pending	1470
Sold	1234
Temporarily Off-Market	101

DAILY MARKET CHANGE

Category	Sum of Hillsborough	*Back on Market can be from these sources - Pending, Temp Off Market, Cancelled and Expired Listing)
Back on the Market	22	
New Listings	122	
Price Decrease	122	
Price Increase	8	

7 DAY SOLD COMPARISON

Closed Prior Year	Volume	Count	Closed Prior Year	Volume	Count
Thursday, April 10, 2025	\$9,643,200	23	Tuesday, April 09, 2024	\$16,074,354	38
Wednesday, April 09, 2025	\$22,276,900	39	Monday, April 08, 2024	\$23,625,325	40
Tuesday, April 08, 2025	\$18,611,300	32	Saturday, April 06, 2024	\$965,000	2
Monday, April 07, 2025	\$20,854,040	37	Friday, April 05, 2024	\$53,599,161	100
Friday, April 04, 2025	\$50,109,202	85	Thursday, April 04, 2024	\$24,329,411	47
Total	\$121,494,642	216	Wednesday, April 03, 2024	\$19,273,914	40
			Total	\$137,867,165	267

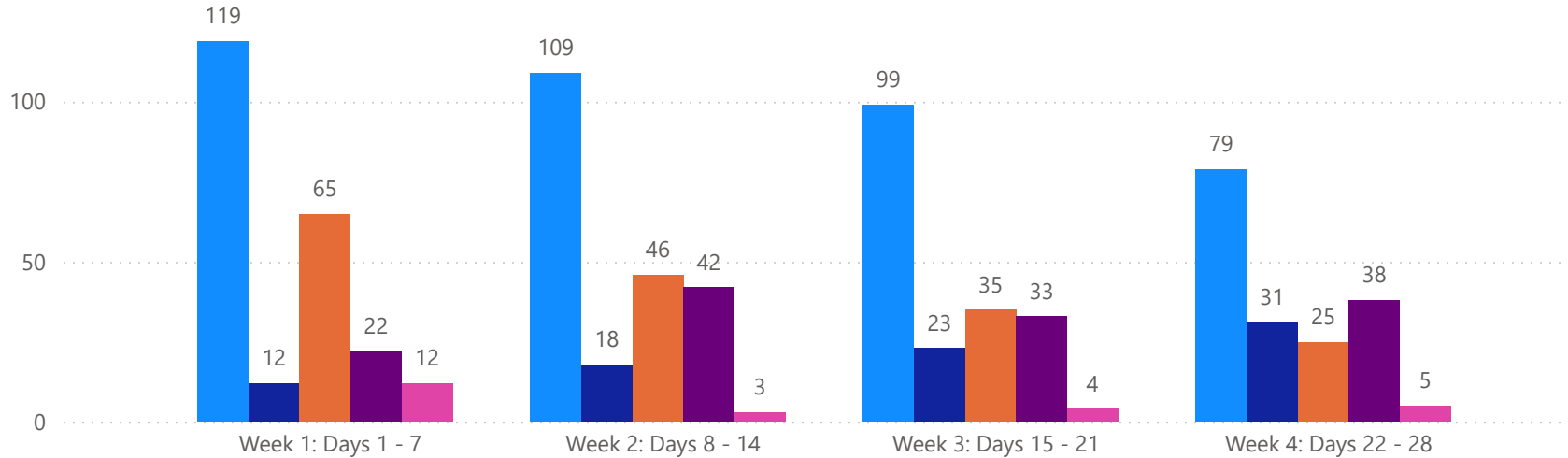


4 WEEK REAL ESTATE MARKET REPORT

HILLSBOROUGH COUNTY - CONDO

4/10/2025

MLS Status ● Active ● Canceled ● Pending ● Sold ● Temporarily Off-Market



All data is current as of today, though some MLS statuses may have changed from prior days.

TOTALS

MLS Status	4 Week Total
Active	406
Canceled	84
Pending	171
Sold	135
Temporarily Off-Market	24

DAILY MARKET CHANGE

Category	Sum of Hillsborough	*Back on Market can be from these sources - Pending, Temp Off Market, Cancelled and Expired Listing)
Back on the Market	3	
New Listings	18	
Price Decrease	20	
Price Increase	1	

7 DAY SOLD COMPARISON

Closed Prior Year	Volume	Count	Closed Prior Year	Volume	Count
Thursday, April 10, 2025	\$1,141,300	6	Tuesday, April 09, 2024	\$649,000	2
Wednesday, April 09, 2025	\$582,400	3	Monday, April 08, 2024	\$2,301,325	8
Tuesday, April 08, 2025	\$519,000	2	Friday, April 05, 2024	\$2,338,800	8
Monday, April 07, 2025	\$1,293,500	5	Thursday, April 04, 2024	\$4,700,000	5
Friday, April 04, 2025	\$1,362,000	6	Wednesday, April 03, 2024	\$3,313,000	6
Total	\$4,898,200	22	Total	\$13,302,125	29

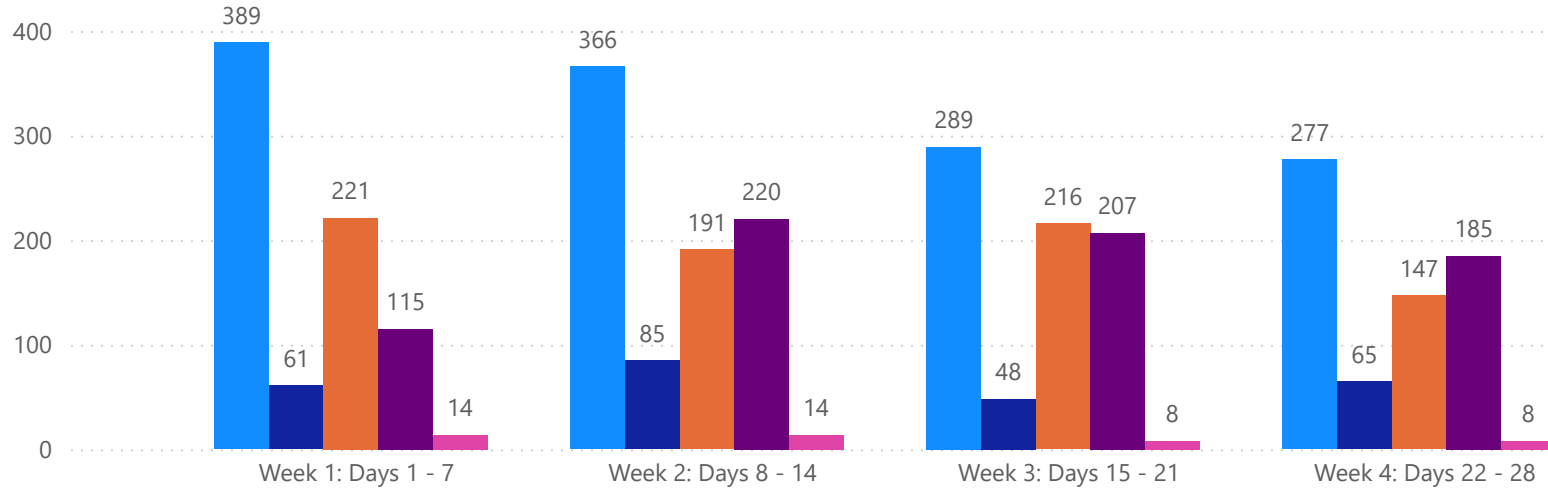


4 WEEK REAL ESTATE MARKET REPORT

SARASOTA COUNTY - SINGLE FAMILY HOME

4/10/2025

MLSStatus ● Active ● Canceled ● Pending ● Sold ● Temporarily Off-Market



All data is current as of today, though some MLS statuses may have changed from prior days.

TOTALS

MLS Status	4 Week Total
Active	1321
Canceled	259
Pending	775
Sold	727
Temporarily Off-Market	44

DAILY MARKET CHANGE

Category	Sum of Sarasota
Back on the Market	11
New Listings	57
Price Decrease	92
Price Increase	7

*Back on Market can be from these sources - Pending, Temp Off Market, Cancelled and Expired Listing)

7 DAY SOLD COMPARISON

Closed Prior Year	Volume	Count	Closed Prior Year	Volume	Count
Thursday, April 10, 2025	\$17,008,990	21	Tuesday, April 09, 2024	\$15,160,086	18
Wednesday, April 09, 2025	\$7,415,290	13	Monday, April 08, 2024	\$20,237,646	24
Tuesday, April 08, 2025	\$8,178,500	19	Sunday, April 07, 2024	\$475,000	1
Monday, April 07, 2025	\$14,217,036	26	Friday, April 05, 2024	\$27,709,096	40
Sunday, April 06, 2025	\$550,000	1	Thursday, April 04, 2024	\$27,743,498	33
Saturday, April 05, 2025	\$648,250	2	Wednesday, April 03, 2024	\$24,954,355	23
Friday, April 04, 2025	\$18,339,490	33	Total	\$116,279,681	139
Total	\$66,357,556	115			

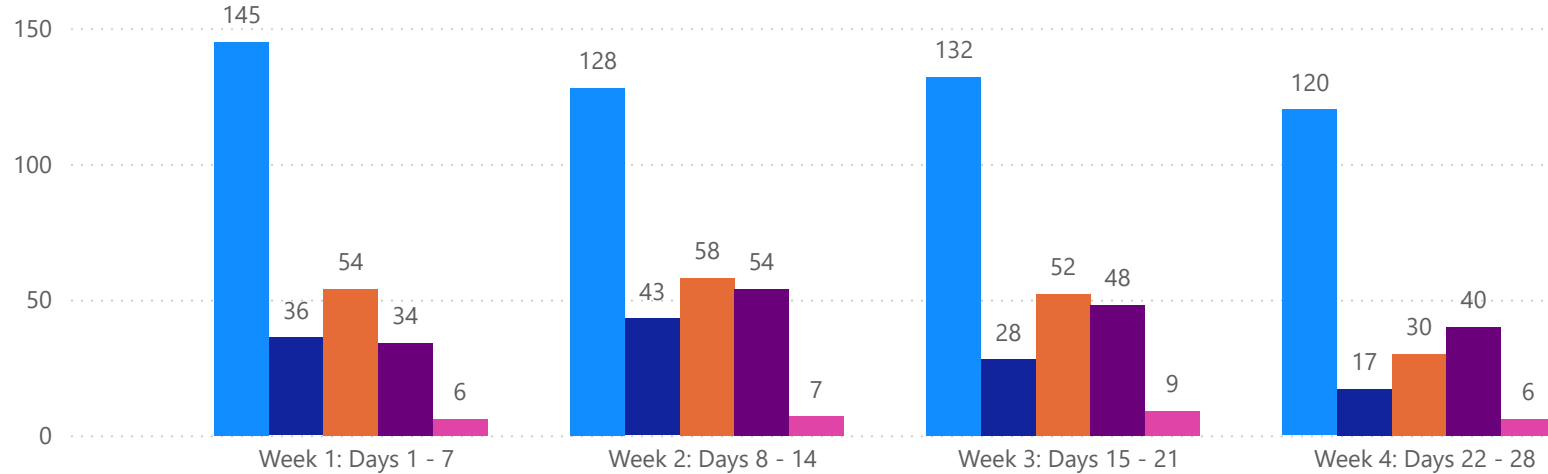


4 WEEK REAL ESTATE MARKET REPORT

SARASOTA COUNTY - CONDO

4/10/2025

MLS Status ● Active ● Canceled ● Pending ● Sold ● Temporarily Off-Market



All data is current as of today, though some MLS statuses may have changed from prior days.

TOTALS

MLS Status	4 Week Total
Active	525
Canceled	124
Pending	194
Sold	176
Temporarily Off-Market	28

DAILY MARKET CHANGE

Category	Sum of Sarasota
Back on the Market	2
New Listings	13
Price Decrease	20
Price Increase	0

*Back on Market can be from these sources - Pending, Temp Off Market, Canceled and Expired Listing)

7 DAY SOLD COMPARISON

Closed Prior Year	Volume	Count	Closed Prior Year	Volume	Count
Thursday, April 10, 2025	\$939,900	3	Tuesday, April 09, 2024	\$3,726,500	6
Wednesday, April 09, 2025	\$1,120,000	3	Monday, April 08, 2024	\$10,021,000	10
Tuesday, April 08, 2025	\$6,379,000	7	Friday, April 05, 2024	\$6,653,000	12
Monday, April 07, 2025	\$8,460,148	10	Thursday, April 04, 2024	\$5,238,263	8
Friday, April 04, 2025	\$8,539,025	11	Wednesday, April 03, 2024	\$8,080,000	9
Total	\$25,438,073	34	Total	\$33,718,763	45

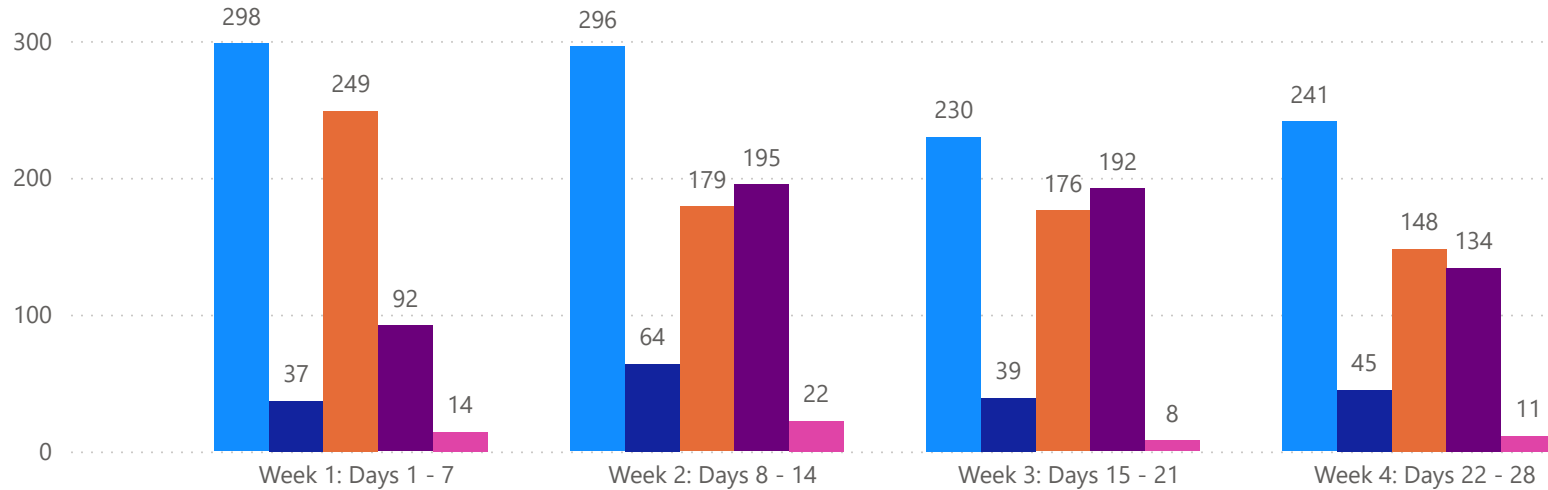


4 WEEK REAL ESTATE MARKET REPORT

MANATEE COUNTY - SINGLE FAMILY HOME

4/10/2025

MLS Status ● Active ● Canceled ● Pending ● Sold ● Temporarily Off-Market



All data is current as of today, though some MLS statuses may have changed from prior days.

TOTALS

MLS Status	4 Week Total
Active	1065
Canceled	185
Pending	752
Sold	613
Temporarily Off-Market	55

DAILY MARKET CHANGE

Category	Sum of Manatee
Back on the Market	11
New Listings	47
Price Decrease	61
Price Increase	4

*Back on Market can be from these sources - Pending, Temp Off Market, Canceled and Expired Listing)

7 DAY SOLD COMPARISON

Closed Prior Year	Volume	Count	Closed Prior Year	Volume	Count
Thursday, April 10, 2025	\$2,854,500	6	Tuesday, April 09, 2024	\$8,831,795	10
Wednesday, April 09, 2025	\$20,112,680	19	Monday, April 08, 2024	\$22,226,693	20
Tuesday, April 08, 2025	\$9,354,293	16	Friday, April 05, 2024	\$22,165,800	29
Monday, April 07, 2025	\$13,787,254	21	Thursday, April 04, 2024	\$10,589,605	14
Sunday, April 06, 2025	\$749,000	1	Wednesday, April 03, 2024	\$12,022,017	16
Saturday, April 05, 2025	\$1,242,000	2	Total	\$75,835,910	89
Friday, April 04, 2025	\$17,019,210	27			
Total	\$65,118,937	92			

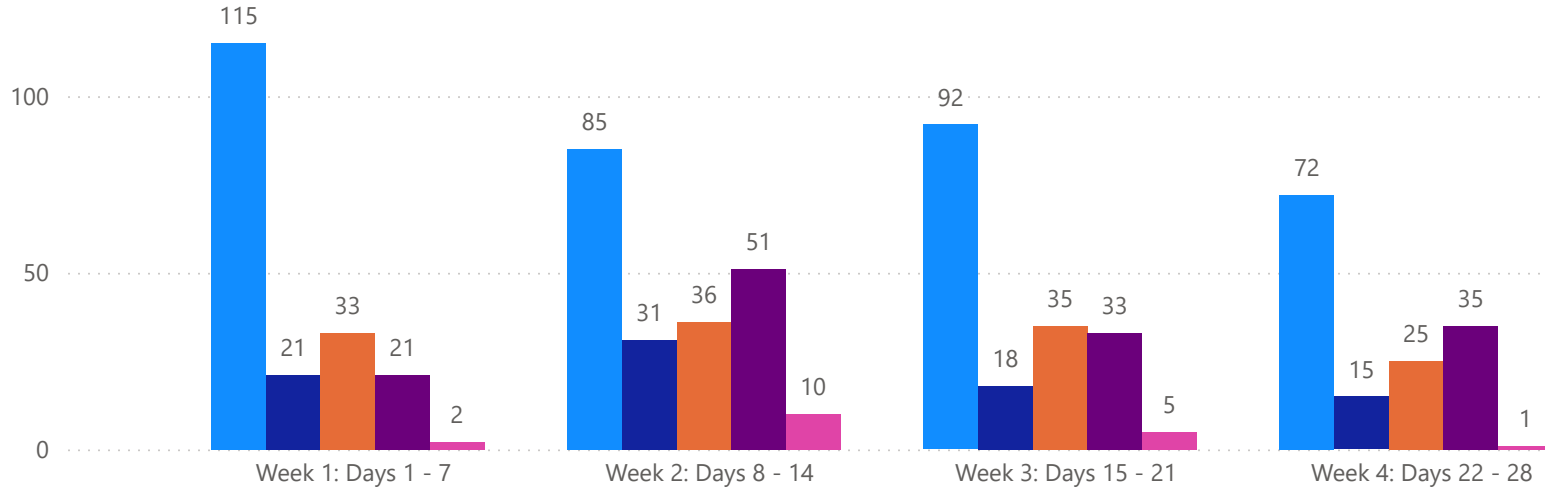


4 WEEK REAL ESTATE MARKET REPORT

MANATEE COUNTY - CONDO

4/10/2025

MLS Status ● Active ● Canceled ● Pending ● Sold ● Temporarily Off-Market



TOTALS

MLS Status	4 Week Total
Active	364
Canceled	85
Pending	129
Sold	140
Temporarily Off-Market	18

DAILY MARKET CHANGE

Category	Sum of Manatee
Back on the Market	5
New Listings	10
Price Decrease	18
Price Increase	1

*Back on Market can be from these sources - Pending, Temp Off Market, Canceled and Expired Listing)

7 DAY SOLD COMPARISON

Closed Prior Year	Volume	Count
Thursday, April 10, 2025	\$1,548,000	4
Wednesday, April 09, 2025	\$1,279,000	3
Tuesday, April 08, 2025	\$700,000	3
Monday, April 07, 2025	\$1,517,500	5
Friday, April 04, 2025	\$2,198,000	6
Total	\$7,242,500	21

Closed Prior Year	Volume	Count
Tuesday, April 09, 2024	\$2,380,000	3
Monday, April 08, 2024	\$1,631,900	5
Friday, April 05, 2024	\$2,685,000	9
Thursday, April 04, 2024	\$412,000	2
Wednesday, April 03, 2024	\$2,710,000	6
Total	\$9,818,900	25

