



# 4 WEEK REAL ESTATE MARKET REPORT

Sunday, April 13, 2025

*As of: Monday, April 14, 2025*

- 1 Report Breakdown
- 2 Cumulative Tampa Bay Report - Single Family Home
- 3 Cumulative Tampa Bay Report - Condominium
- 4 Pinellas County - Single Family Home
- 5 Pinellas County - Condominium
- 6 Pasco County - Single Family Home
- 7 Pasco County - Condominium
- 8 Hillsborough County - Single Family Home
- 9 Hillsborough County - Condominium
- 10 Sarasota County - Single Family Home
- 11 Sarasota County - Condominium
- 12 Manatee County - Single Family Home
- 13 Manatee County - Condominium

# 4 WEEK REAL ESTATE MARKET REPORT

## REPORT BREAKDOWN

Sunday, April 13, 2025

as of: 4/14/2025



<b>Day 1</b>	Sunday, April 13, 2025
<b>Day 2</b>	Saturday, April 12, 2025
<b>Day 3</b>	Friday, April 11, 2025
<b>Day 4</b>	Thursday, April 10, 2025
<b>Day 5</b>	Wednesday, April 9, 2025
<b>Day 6</b>	Monday, April 14, 2025
<b>Day 7</b>	Sunday, April 13, 2025
<b>Day 8</b>	Saturday, April 12, 2025
<b>Day 9</b>	Friday, April 11, 2025
<b>Day 10</b>	Thursday, April 10, 2025
<b>Day 11</b>	Wednesday, April 9, 2025
<b>Day 12</b>	Tuesday, April 8, 2025
<b>Day 13</b>	Monday, April 7, 2025
<b>Day 14</b>	Sunday, April 6, 2025
<b>Day 15</b>	Saturday, April 5, 2025
<b>Day 16</b>	Friday, April 4, 2025
<b>Day 17</b>	Thursday, April 3, 2025
<b>Day 18</b>	Wednesday, April 2, 2025
<b>Day 19</b>	Tuesday, April 1, 2025
<b>Day 20</b>	Monday, March 31, 2025
<b>Day 21</b>	Sunday, March 30, 2025
<b>Day 22</b>	Saturday, March 29, 2025
<b>Day 23</b>	Friday, March 28, 2025
<b>Day 24</b>	Thursday, March 27, 2025
<b>Day 25</b>	Wednesday, March 26, 2025
<b>Day 26</b>	Tuesday, March 25, 2025
<b>Day 27</b>	Monday, March 24, 2025
<b>Day 28</b>	Sunday, March 23, 2025

### REPORT BREAKDOWN

#### GRAPH:

Active - Newly listed during the date range

Pending - Status changed to 'pending' during the date range

Sold - Closed during the date range

Canceled - Canceled during the date range

Temp off Market - Status changed to 'temp' off market' during the date range

The date ranges are not cumulative.

Day 1: Sunday, April 13, 2025

Day 28: Sunday, March 23, 2025

#### TOTALS:

4 Weeks: The summation of each date range (Day 1 - Day 28)

#### Market Changes

Day 1's New Listings, Price Increase, Price Decreases and Back on Market

Manatee County - Single Family Home

#### 7 Day Sold Comparison

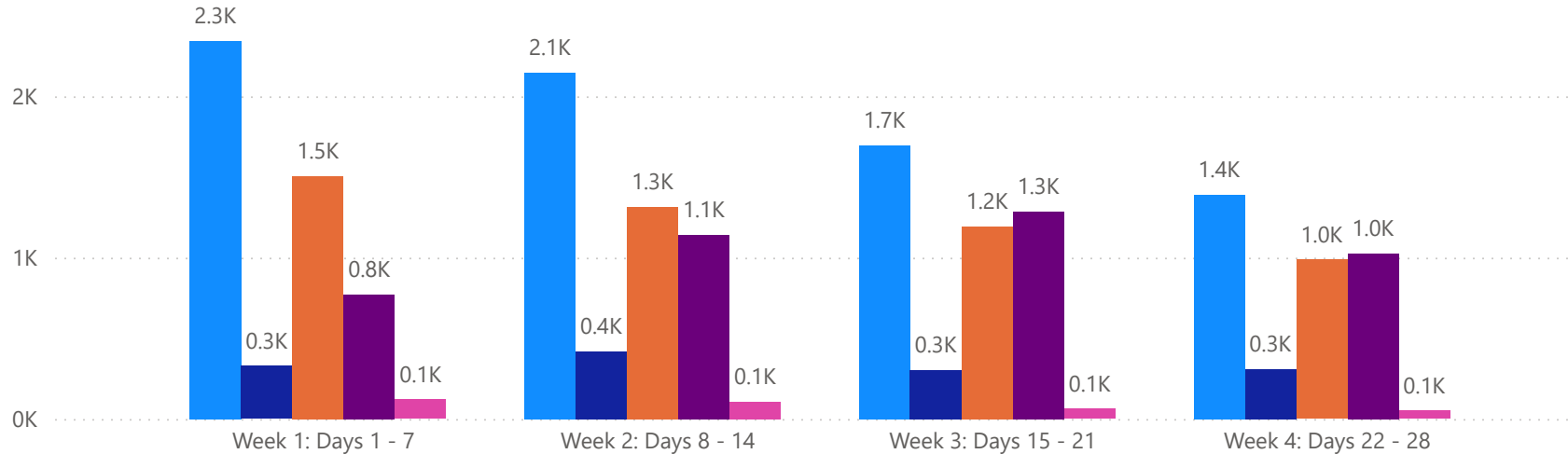
Compares the sold amount and volume in the last 7 days against the same timeframe in the prior year and days 8 - days 14.

# 4 WEEK REAL ESTATE MARKET REPORT

## TAMPA BAY - SINGLE FAMILY HOME

### 4/13/2025

**MLS Status** ● Active ● Canceled ● Pending ● Sold ● Temporarily Off-Market



All data is current as of today, though some MLS statuses may have changed from prior days.

### TOTALS

MLS Status	4 Week Total
Active	7569
Canceled	1354
Pending	4999
Sold	4221
Temporarily Off-Market	340

### DAILY MARKET CHANGE

Category	Sum of Total	
Back on the Market	25	*Back on Market can be from these sources - Pending, Temp Off Market, Cancelled and Expired Listing)
New Listings	66	
Price Decrease	151	
Price Increase	4	

### 7 DAY SOLD COMPARISON

Closed Prior Year	Volume	Count	Closed Prior Year	Volume	Count
Sunday, April 13, 2025	\$835,778	2	Friday, April 12, 2024	\$191,859,081	333
Saturday, April 12, 2025	\$890,000	2	Thursday, April 11, 2024	\$75,045,342	146
Friday, April 11, 2025	\$109,806,451	204	Wednesday, April 10, 2024	\$132,243,063	174
Thursday, April 10, 2025	\$87,991,461	149	Tuesday, April 09, 2024	\$71,426,936	129
Wednesday, April 09, 2025	\$82,847,367	145	Monday, April 08, 2024	\$99,915,879	144
Tuesday, April 08, 2025	\$63,706,857	122	Sunday, April 07, 2024	\$898,536	2
Monday, April 07, 2025	\$81,679,500	147	Saturday, April 06, 2024	\$3,647,855	8
<b>Total</b>	<b>\$427,757,414</b>	<b>771</b>	<b>Total</b>	<b>\$575,036,692</b>	<b>936</b>

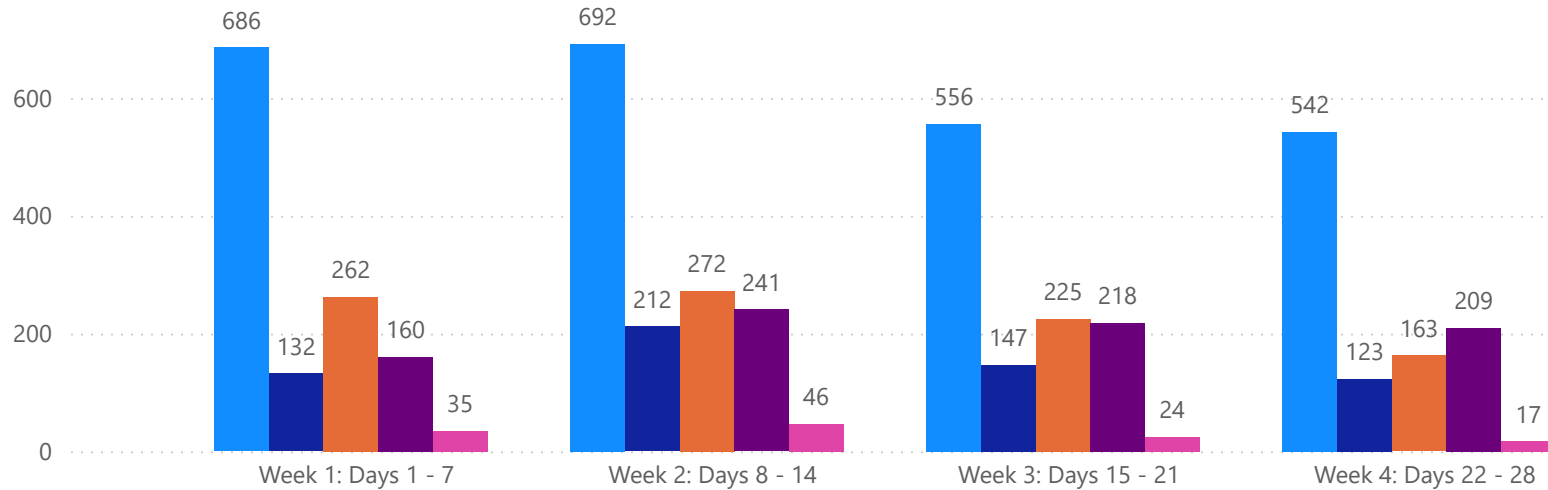


# 4 WEEK REAL ESTATE MARKET REPORT

## TAMPA BAY - CONDO

### 4/13/2025

MLS Status ● Active ● Canceled ● Pending ● Sold ● Temporarily Off-Market



All data is current as of today, though some MLS statuses may have changed from prior days.

### TOTALS

MLS Status	4 Week Total
Active	2476
Canceled	614
Pending	922
Sold	828
Temporarily Off-Market	122

### DAILY MARKET CHANGE

Category	Sum of Total	
Back on the Market	3	*Back on Market can be from these sources - Pending, Temp Off Market, Cancelled and Expired Listing)
New Listings	17	
Price Decrease	42	
Price Increase	0	

### 7 DAY SOLD COMPARISON

Closed Prior Year	Volume	Count	Closed Prior Year	Volume	Count
Sunday, April 13, 2025	\$585,000	1	Friday, April 12, 2024	\$51,041,116	87
Saturday, April 12, 2025	\$850,000	1	Thursday, April 11, 2024	\$16,835,940	37
Friday, April 11, 2025	\$13,735,600	41	Wednesday, April 10, 2024	\$17,509,561	40
Thursday, April 10, 2025	\$11,556,652	38	Tuesday, April 09, 2024	\$11,225,500	26
Wednesday, April 09, 2025	\$6,820,900	18	Monday, April 08, 2024	\$27,081,700	51
Tuesday, April 08, 2025	\$11,691,500	25	Sunday, April 07, 2024	\$1,395,000	1
Monday, April 07, 2025	\$17,650,148	36	Saturday, April 06, 2024	\$1,260,000	2
<b>Total</b>	<b>\$62,889,800</b>	<b>160</b>	<b>Total</b>	<b>\$126,348,817</b>	<b>244</b>

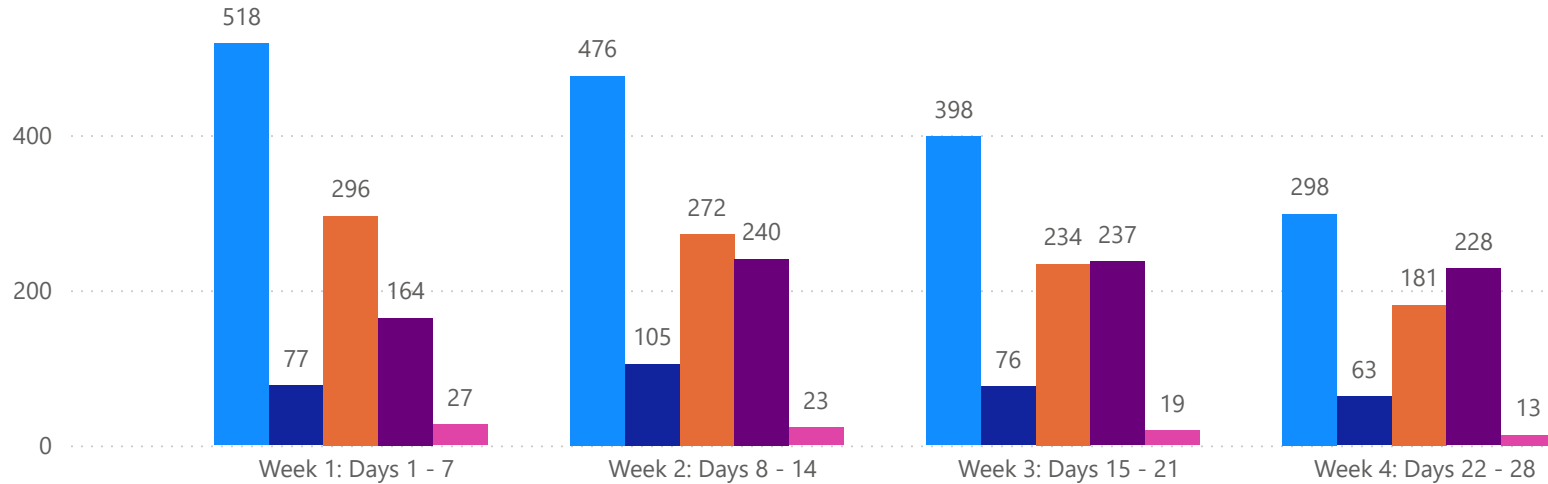


# 4 WEEK REAL ESTATE MARKET REPORT

## PINELLAS COUNTY - SINGLE FAMILY HOME

### 4/13/2025

MLS Status ● Active ● Canceled ● Pending ● Sold ● Temporarily Off-Market



All data is current as of today, though some MLS statuses may have changed from prior days.

### TOTALS

MLS Status	4 Week Total
Active	1690
Canceled	321
Pending	983
Sold	869
Temporarily Off-Market	82

### DAILY MARKET CHANGE

Category	Sum of Pinellas
Back on the Market	5
New Listings	12
Price Decrease	40
Price Increase	1

\*Back on Market can be from these sources - Pending, Temp Off Market, Canceled and Expired Listing)

### 7 DAY SOLD COMPARISON

Closed Prior Year	Volume	Count
Saturday, April 12, 2025	\$890,000	2
Friday, April 11, 2025	\$35,619,143	58
Thursday, April 10, 2025	\$17,110,075	29
Wednesday, April 09, 2025	\$11,575,900	23
Tuesday, April 08, 2025	\$13,130,400	22
Monday, April 07, 2025	\$19,634,590	30
<b>Total</b>	<b>\$97,960,108</b>	<b>164</b>

Closed Prior Year	Volume	Count
Friday, April 12, 2024	\$41,414,035	76
Thursday, April 11, 2024	\$19,838,250	35
Wednesday, April 10, 2024	\$33,139,900	33
Tuesday, April 09, 2024	\$19,611,480	32
Monday, April 08, 2024	\$25,006,770	38
Saturday, April 06, 2024	\$450,000	1
<b>Total</b>	<b>\$139,460,435</b>	<b>215</b>

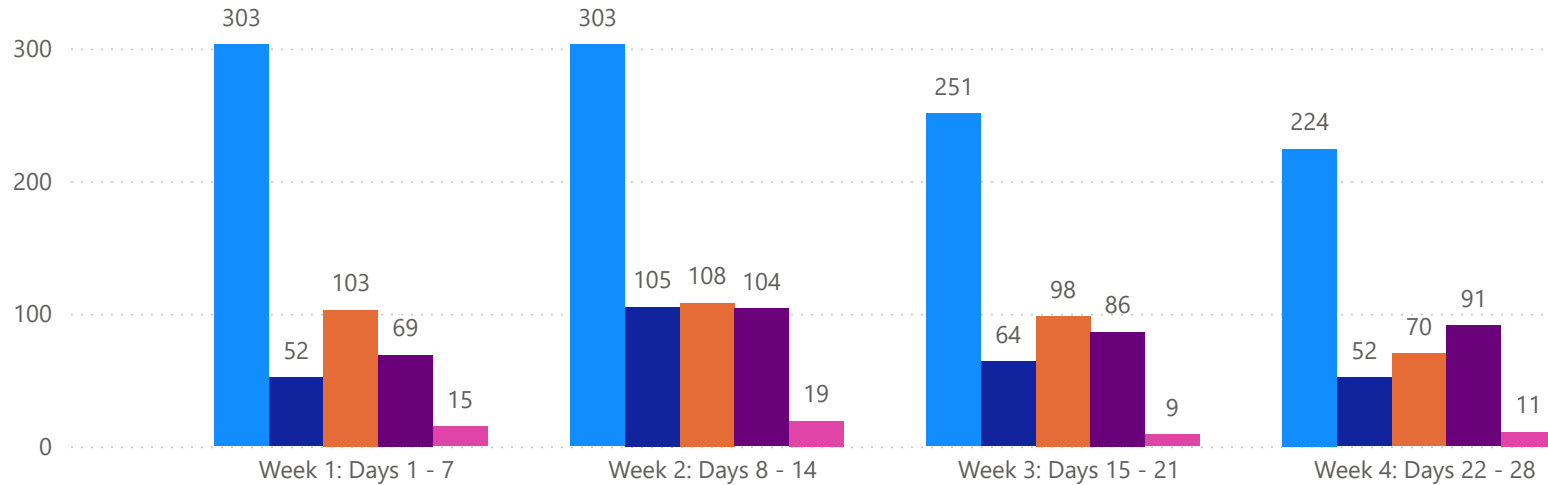


# 4 WEEK REAL ESTATE MARKET REPORT

## PINELLAS COUNTY - CONDO

### 4/13/2025

MLS Status ● Active ● Canceled ● Pending ● Sold ● Temporarily Off-Market



All data is current as of today, though some MLS statuses may have changed from prior days.

### TOTALS

MLS Status	4 Week Total
Active	1081
Canceled	273
Pending	379
Sold	350
Temporarily Off-Market	54

### DAILY MARKET CHANGE

Category	Sum of Pinellas
Back on the Market	2
New Listings	10
Price Decrease	19
Price Increase	0

\*Back on Market can be from these sources - Pending, Temp Off Market, Canceled and Expired Listing)

### 7 DAY SOLD COMPARISON

Closed Prior Year	Volume	Count	Closed Prior Year	Volume	Count
Saturday, April 12, 2025	\$850,000	1	Friday, April 12, 2024	\$17,470,550	32
Friday, April 11, 2025	\$6,114,400	18	Thursday, April 11, 2024	\$4,366,440	17
Thursday, April 10, 2025	\$3,887,202	16	Wednesday, April 10, 2024	\$5,114,450	10
Wednesday, April 09, 2025	\$2,531,000	6	Tuesday, April 09, 2024	\$4,470,000	15
Tuesday, April 08, 2025	\$3,746,500	12	Monday, April 08, 2024	\$12,338,500	24
Monday, April 07, 2025	\$6,379,000	16	Sunday, April 07, 2024	\$1,395,000	1
<b>Total</b>	<b>\$23,508,102</b>	<b>69</b>	Saturday, April 06, 2024	\$1,260,000	2
			<b>Total</b>	<b>\$46,414,940</b>	<b>101</b>

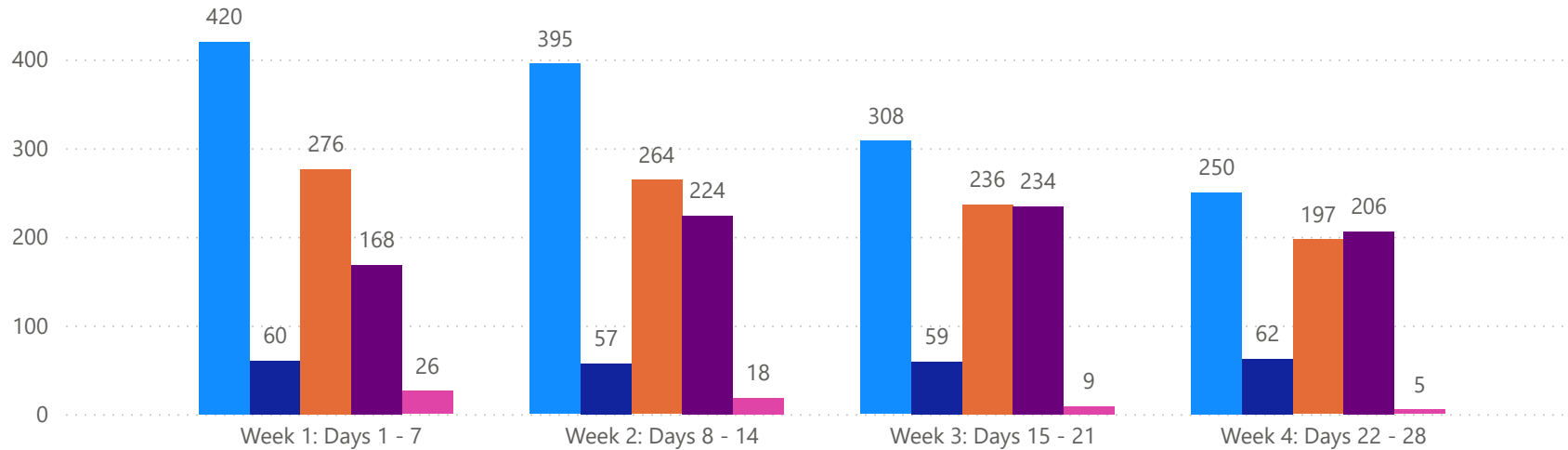


# 4 WEEK REAL ESTATE MARKET REPORT

## PASCO COUNTY - SINGLE FAMILY HOME

### 4/13/2025

MLS Status ● Active ● Canceled ● Pending ● Sold ● Temporarily Off-Market



All data is current as of today, though some MLS statuses may have changed from prior days.

### TOTALS

MLS Status	4 Week Total
Active	1373
Canceled	238
Pending	973
Sold	832
Temporarily Off-Market	58

### DAILY MARKET CHANGE

Category	Sum of Pasco
Back on the Market	7
New Listings	15
Price Decrease	18
Price Increase	1

\*Back on Market can be from these sources - Pending, Temp Off Market, Cancelled and Expired Listing)

### 7 DAY SOLD COMPARISON

Closed Prior Year	Volume	Count
Friday, April 11, 2025	\$14,633,167	38
Thursday, April 10, 2025	\$18,965,331	37
Wednesday, April 09, 2025	\$12,018,290	33
Tuesday, April 08, 2025	\$12,714,864	29
Monday, April 07, 2025	\$12,116,590	31
<b>Total</b>	<b>\$70,448,242</b>	<b>168</b>

Closed Prior Year	Volume	Count
Friday, April 12, 2024	\$20,611,908	54
Thursday, April 11, 2024	\$13,757,679	35
Wednesday, April 10, 2024	\$12,406,920	27
Tuesday, April 09, 2024	\$11,749,221	31
Monday, April 08, 2024	\$8,819,445	22
Sunday, April 07, 2024	\$423,536	1
Saturday, April 06, 2024	\$2,232,855	5
<b>Total</b>	<b>\$70,001,564</b>	<b>175</b>

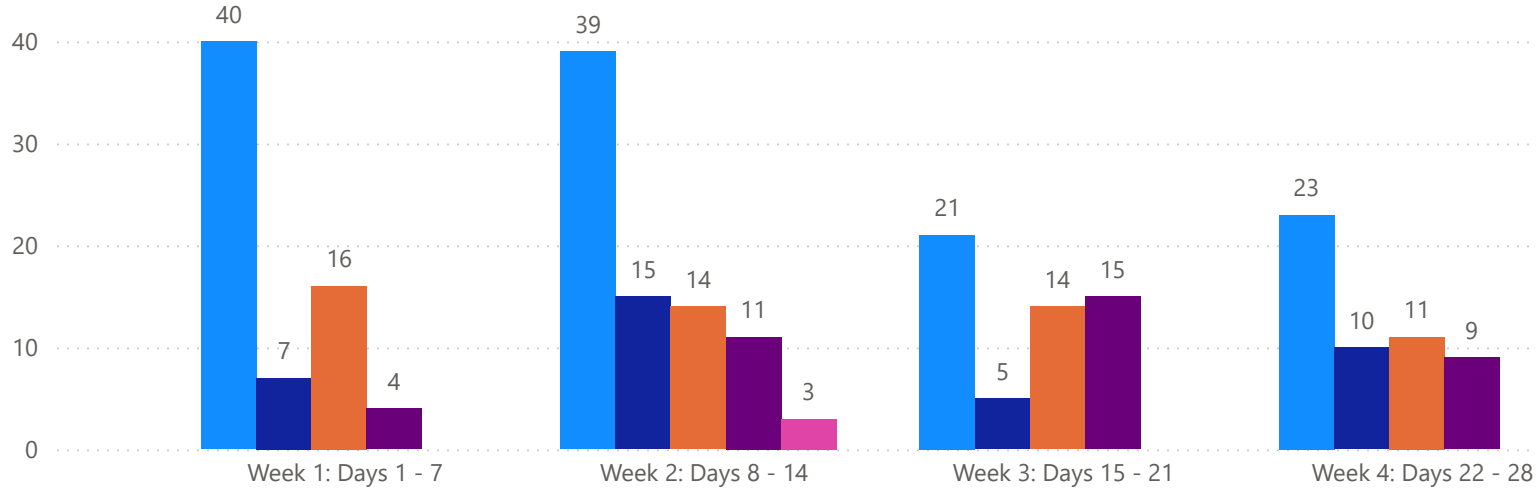


# 4 WEEK REAL ESTATE MARKET REPORT

## PASCO COUNTY - CONDO

### 4/13/2025

MLS Status ● Active ● Canceled ● Pending ● Sold ● Temporarily Off-Market



All data is current as of today, though some MLS statuses may have changed from prior days.

### TOTALS

MLS Status	4 Week Total
Active	123
Canceled	37
Pending	55
Sold	39
Temporarily Off-Market	3

### DAILY MARKET CHANGE

Category	Sum of Pasco
Back on the Market	0
New Listings	2
Price Decrease	3
Price Increase	0

\*Back on Market can be from these sources - Pending, Temp Off Market, Canceled and Expired Listing)

### 7 DAY SOLD COMPARISON

Closed Prior Year	Volume	Count
Friday, April 11, 2025	\$215,000	1
Thursday, April 10, 2025	\$347,500	2
Tuesday, April 08, 2025	\$347,000	1
<b>Total</b>	<b>\$909,500</b>	<b>4</b>

Closed Prior Year	Volume	Count
Friday, April 12, 2024	\$675,500	4
Thursday, April 11, 2024	\$336,000	1
Wednesday, April 10, 2024	\$537,400	3
Monday, April 08, 2024	\$788,975	4
<b>Total</b>	<b>\$2,337,875</b>	<b>12</b>



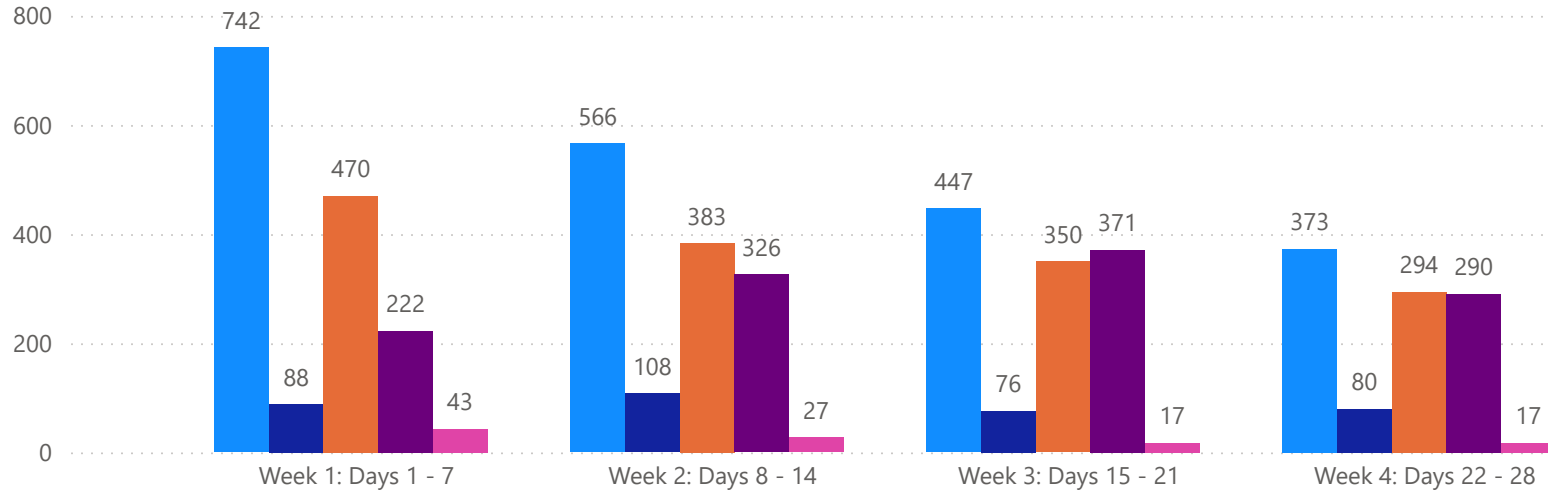


# 4 WEEK REAL ESTATE MARKET REPORT

## HILLSBOROUGH COUNTY - SINGLE FAMILY HOME

### 4/13/2025

**MLSStatus** ● Active ● Canceled ● Pending ● Sold ● Temporarily Off-Market



All data is current as of today, though some MLS statuses may have changed from prior days.

### TOTALS

MLS Status	4 Week Total
Active	2128
Canceled	352
Pending	1497
Sold	1209
Temporarily Off-Market	104

### DAILY MARKET CHANGE

Category	Sum of Hillsborough	*Back on Market can be from these sources - Pending, Temp Off Market, Cancelled and Expired Listing)
Back on the Market	9	
New Listings	21	
Price Decrease	36	
Price Increase	1	

### 7 DAY SOLD COMPARISON

Closed Prior Year	Volume	Count	Closed Prior Year	Volume	Count
Sunday, April 13, 2025	\$400,000	1	Friday, April 12, 2024	\$49,609,930	89
Friday, April 11, 2025	\$31,975,369	62	Thursday, April 11, 2024	\$19,139,692	40
Thursday, April 10, 2025	\$18,247,565	39	Wednesday, April 10, 2024	\$31,348,075	56
Wednesday, April 09, 2025	\$25,667,130	48	Tuesday, April 09, 2024	\$16,074,354	38
Tuesday, April 08, 2025	\$19,383,800	34	Monday, April 08, 2024	\$23,625,325	40
Monday, April 07, 2025	\$21,309,030	38	Saturday, April 06, 2024	\$965,000	2
<b>Total</b>	<b>\$116,982,894</b>	<b>222</b>	<b>Total</b>	<b>\$140,762,376</b>	<b>265</b>

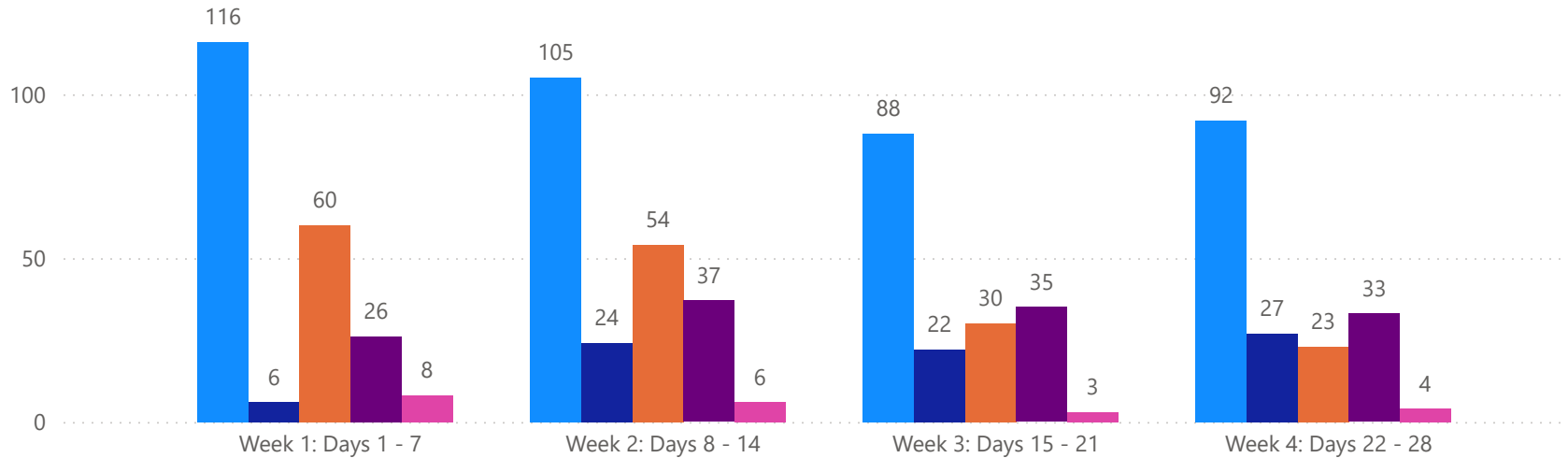


# 4 WEEK REAL ESTATE MARKET REPORT

## HILLSBOROUGH COUNTY - CONDO

### 4/13/2025

**MLSStatus** ● Active ● Canceled ● Pending ● Sold ● Temporarily Off-Market



*All data is current as of today, though some MLS statuses may have changed from prior days.*

### TOTALS

MLS Status	4 Week Total
Active	401
Canceled	79
Pending	167
Sold	131
Temporarily Off-Market	21

### DAILY MARKET CHANGE

Category	Sum of Hillsborough	*Back on Market can be from these sources - Pending, Temp Off Market, Cancelled and Expired Listing)
Back on the Market	0	
New Listings	1	
Price Decrease	7	
Price Increase	0	

### 7 DAY SOLD COMPARISON

Closed Prior Year	Volume	Count	Closed Prior Year	Volume	Count
Friday, April 11, 2025	\$2,241,800	8	Friday, April 12, 2024	\$5,871,500	17
Thursday, April 10, 2025	\$2,026,300	7	Thursday, April 11, 2024	\$1,568,500	4
Wednesday, April 09, 2025	\$854,400	4	Wednesday, April 10, 2024	\$2,484,400	10
Tuesday, April 08, 2025	\$519,000	2	Tuesday, April 09, 2024	\$649,000	2
Monday, April 07, 2025	\$1,293,500	5	Monday, April 08, 2024	\$2,301,325	8
<b>Total</b>	<b>\$6,935,000</b>	<b>26</b>	<b>Total</b>	<b>\$12,874,725</b>	<b>41</b>

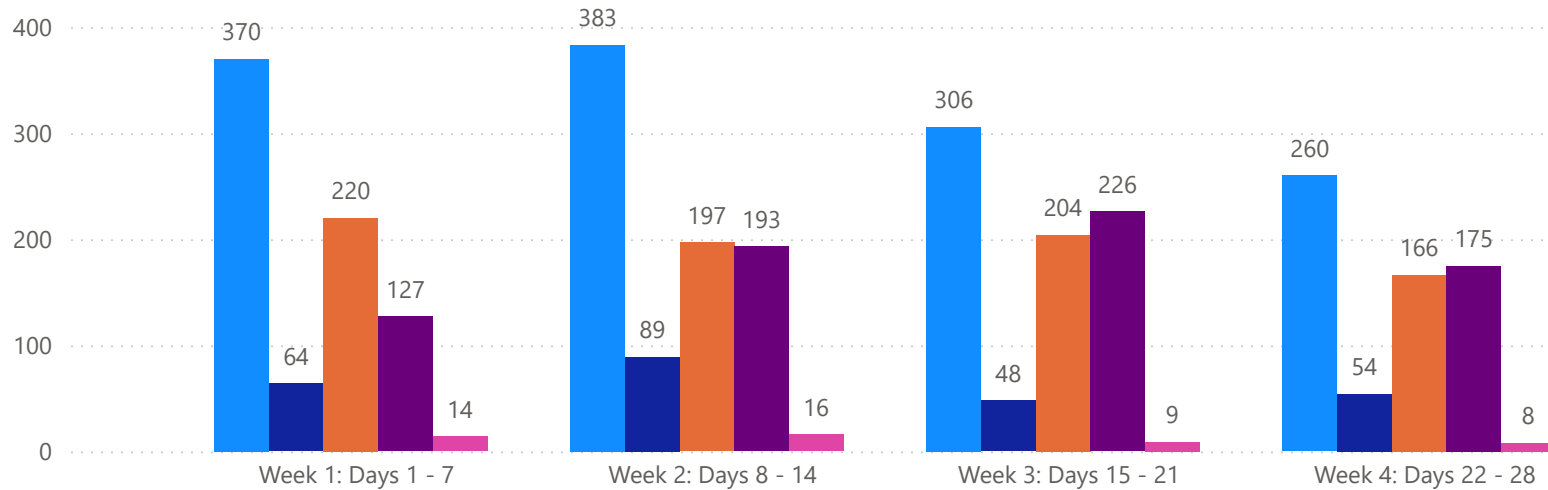


# 4 WEEK REAL ESTATE MARKET REPORT

## SARASOTA COUNTY - SINGLE FAMILY HOME

### 4/13/2025

**MLS Status** ● Active ● Canceled ● Pending ● Sold ● Temporarily Off-Market



*All data is current as of today, though some MLS statuses may have changed from prior days.*

### TOTALS

MLS Status	4 Week Total
Active	1319
Canceled	255
Pending	787
Sold	721
Temporarily Off-Market	47

### DAILY MARKET CHANGE

Category	Sum of Sarasota
Back on the Market	3
New Listings	7
Price Decrease	31
Price Increase	1

\*Back on Market can be from these sources - Pending, Temp Off Market, Canceled and Expired Listing)

### 7 DAY SOLD COMPARISON

Closed Prior Year	Volume	Count
Friday, April 11, 2025	\$20,677,745	32
Thursday, April 10, 2025	\$26,623,990	33
Wednesday, April 09, 2025	\$10,064,290	16
Tuesday, April 08, 2025	\$8,518,500	20
Monday, April 07, 2025	\$14,217,036	26
<b>Total</b>	<b>\$80,101,561</b>	<b>127</b>

Closed Prior Year	Volume	Count
Friday, April 12, 2024	\$40,282,666	62
Thursday, April 11, 2024	\$12,636,706	21
Wednesday, April 10, 2024	\$27,745,550	26
Tuesday, April 09, 2024	\$15,160,086	18
Monday, April 08, 2024	\$20,237,646	24
Sunday, April 07, 2024	\$475,000	1
<b>Total</b>	<b>\$116,537,654</b>	<b>152</b>

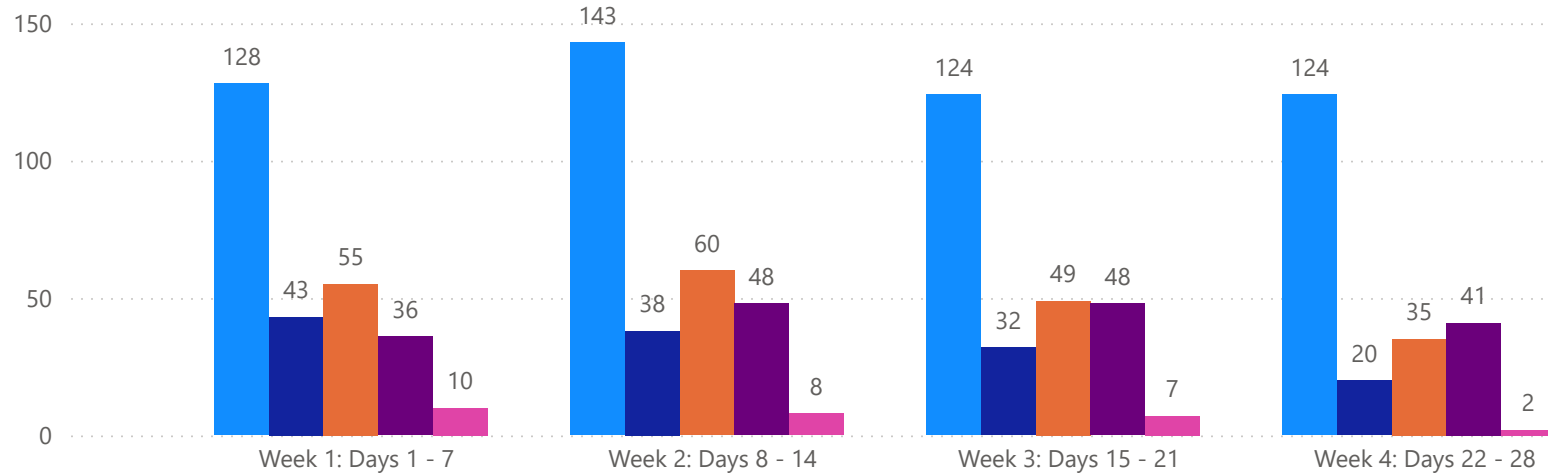


# 4 WEEK REAL ESTATE MARKET REPORT

## SARASOTA COUNTY - CONDO

### 4/13/2025

**MLSStatus** ● Active ● Canceled ● Pending ● Sold ● Temporarily Off-Market



All data is current as of today, though some MLS statuses may have changed from prior days.

### TOTALS

MLS Status	4 Week Total
Active	519
Canceled	133
Pending	199
Sold	173
Temporarily Off-Market	27

### DAILY MARKET CHANGE

Category	Sum of Sarasota
Back on the Market	1
New Listings	2
Price Decrease	7
Price Increase	0

\*Back on Market can be from these sources - Pending, Temp Off Market, Canceled and Expired Listing)

### 7 DAY SOLD COMPARISON

Closed Prior Year	Volume	Count	Closed Prior Year	Volume	Count
Friday, April 11, 2025	\$3,324,500	8	Friday, April 12, 2024	\$23,049,166	23
Thursday, April 10, 2025	\$3,512,650	7	Thursday, April 11, 2024	\$8,317,500	10
Wednesday, April 09, 2025	\$1,927,500	4	Wednesday, April 10, 2024	\$3,914,811	8
Tuesday, April 08, 2025	\$6,379,000	7	Tuesday, April 09, 2024	\$3,726,500	6
Monday, April 07, 2025	\$8,460,148	10	Monday, April 08, 2024	\$10,021,000	10
<b>Total</b>	<b>\$23,603,798</b>	<b>36</b>	<b>Total</b>	<b>\$49,028,977</b>	<b>57</b>

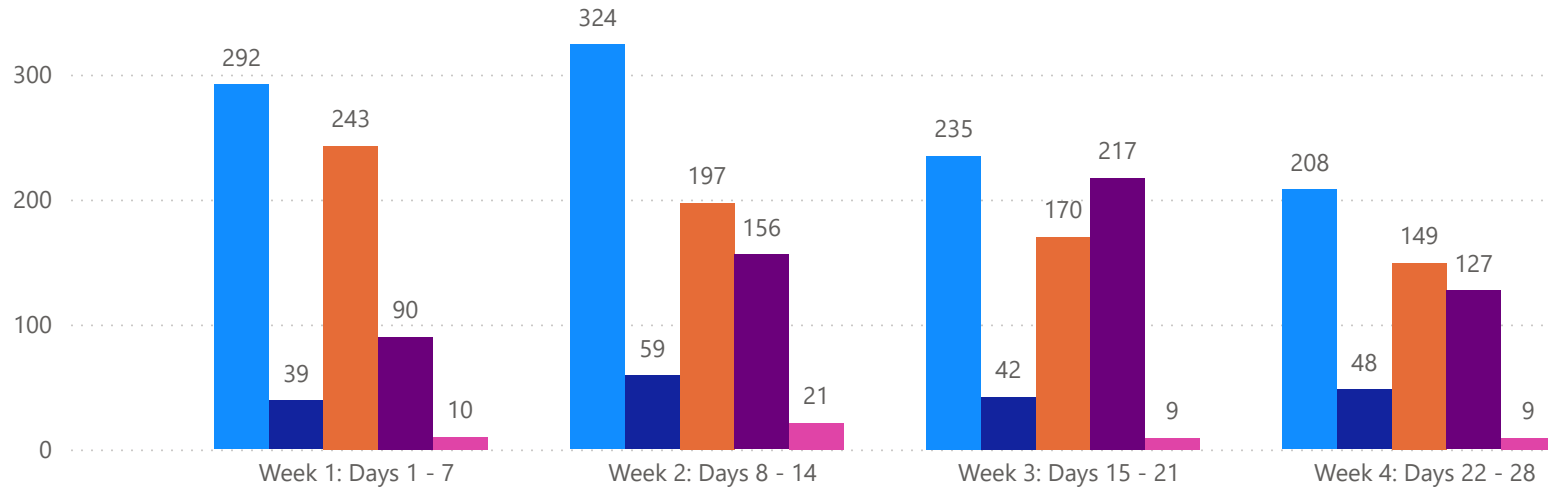


# 4 WEEK REAL ESTATE MARKET REPORT

## MANATEE COUNTY - SINGLE FAMILY HOME

### 4/13/2025

MLS Status ● Active ● Canceled ● Pending ● Sold ● Temporarily Off-Market



All data is current as of today, though some MLS statuses may have changed from prior days.

### TOTALS

MLS Status	4 Week Total
Active	1059
Canceled	188
Pending	759
Sold	590
Temporarily Off-Market	49

### DAILY MARKET CHANGE

Category	Sum of Manatee
Back on the Market	1
New Listings	11
Price Decrease	26
Price Increase	0

\*Back on Market can be from these sources - Pending, Temp Off Market, Canceled and Expired Listing)

### 7 DAY SOLD COMPARISON

Closed Prior Year	Volume	Count	Closed Prior Year	Volume	Count
Sunday, April 13, 2025	\$435,778	1	Friday, April 12, 2024	\$39,940,542	52
Friday, April 11, 2025	\$6,901,027	14	Thursday, April 11, 2024	\$9,673,015	15
Thursday, April 10, 2025	\$7,044,500	11	Wednesday, April 10, 2024	\$27,602,618	32
Wednesday, April 09, 2025	\$23,521,757	25	Tuesday, April 09, 2024	\$8,831,795	10
Tuesday, April 08, 2025	\$9,959,293	17	Monday, April 08, 2024	\$22,226,693	20
Monday, April 07, 2025	\$14,402,254	22	<b>Total</b>	<b>\$108,274,663</b>	<b>129</b>
<b>Total</b>	<b>\$62,264,609</b>	<b>90</b>			

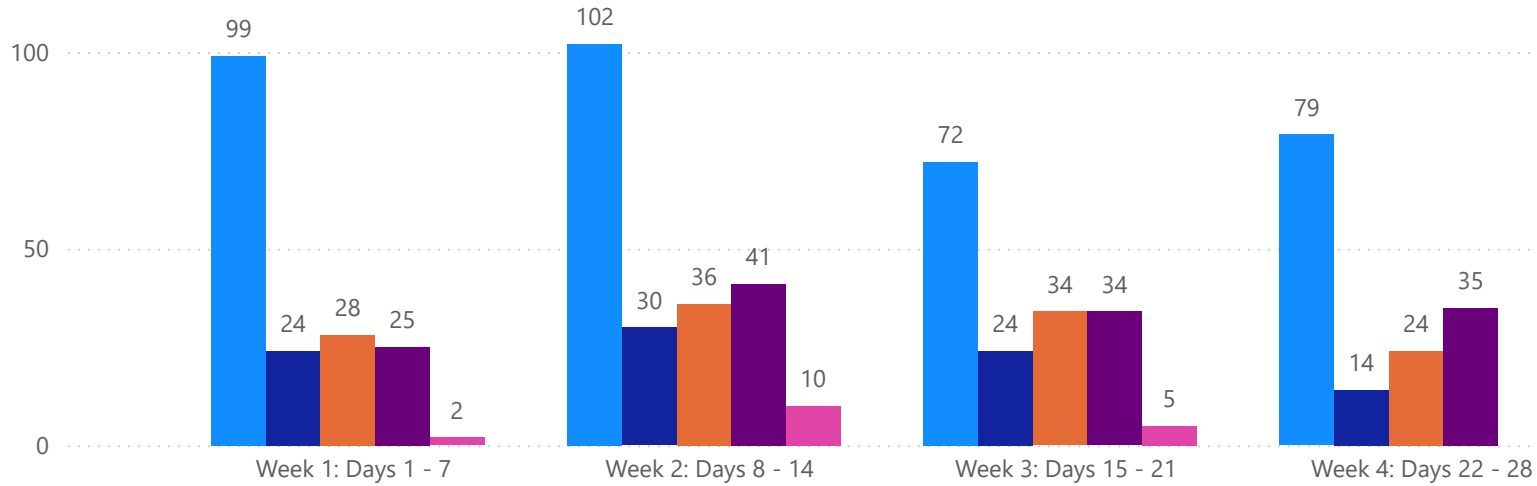


# 4 WEEK REAL ESTATE MARKET REPORT

## MANATEE COUNTY - CONDO

### 4/13/2025

MlsStatus ● Active ● Canceled ● Pending ● Sold ● Temporarily Off-Market



### TOTALS

MLS Status	4 Week Total
Active	352
Canceled	92
Pending	122
Sold	135
Temporarily Off-Market	17

### DAILY MARKET CHANGE

Category	Sum of Manatee
Back on the Market	0
New Listings	2
Price Decrease	6
Price Increase	0

\*Back on Market can be from these sources - Pending, Temp Off Market, Canceled and Expired Listing)

### 7 DAY SOLD COMPARISON

Closed Prior Year	Volume	Count
Sunday, April 13, 2025	\$585,000	1
Friday, April 11, 2025	\$1,839,900	6
Thursday, April 10, 2025	\$1,783,000	6
Wednesday, April 09, 2025	\$1,508,000	4
Tuesday, April 08, 2025	\$700,000	3
Monday, April 07, 2025	\$1,517,500	5
<b>Total</b>	<b>\$7,933,400</b>	<b>25</b>

Closed Prior Year	Volume	Count
Friday, April 12, 2024	\$3,974,400	11
Thursday, April 11, 2024	\$2,247,500	5
Wednesday, April 10, 2024	\$5,458,500	9
Tuesday, April 09, 2024	\$2,380,000	3
Monday, April 08, 2024	\$1,631,900	5
<b>Total</b>	<b>\$15,692,300</b>	<b>33</b>

