



4 WEEK REAL ESTATE MARKET REPORT

Wednesday, April 16, 2025

As of: Thursday, April 17, 2025

- 1 Report Breakdown
- 2 Cumulative Tampa Bay Report - Single Family Home
- 3 Cumulative Tampa Bay Report - Condominium
- 4 Pinellas County - Single Family Home
- 5 Pinellas County - Condominium
- 6 Pasco County - Single Family Home
- 7 Pasco County - Condominium
- 8 Hillsborough County - Single Family Home
- 9 Hillsborough County - Condominium
- 10 Sarasota County - Single Family Home
- 11 Sarasota County - Condominium
- 12 Manatee County - Single Family Home
- 13 Manatee County - Condominium

4 WEEK REAL ESTATE MARKET REPORT

REPORT BREAKDOWN

Wednesday, April 16, 2025

as of: 4/17/2025



Day 1	Wednesday, April 16, 2025
Day 2	Tuesday, April 15, 2025
Day 3	Monday, April 14, 2025
Day 4	Sunday, April 13, 2025
Day 5	Saturday, April 12, 2025
Day 6	Thursday, April 17, 2025
Day 7	Wednesday, April 16, 2025
Day 8	Tuesday, April 15, 2025
Day 9	Monday, April 14, 2025
Day 10	Sunday, April 13, 2025
Day 11	Saturday, April 12, 2025
Day 12	Friday, April 11, 2025
Day 13	Thursday, April 10, 2025
Day 14	Wednesday, April 9, 2025
Day 15	Tuesday, April 8, 2025
Day 16	Monday, April 7, 2025
Day 17	Sunday, April 6, 2025
Day 18	Saturday, April 5, 2025
Day 19	Friday, April 4, 2025
Day 20	Thursday, April 3, 2025
Day 21	Wednesday, April 2, 2025
Day 22	Tuesday, April 1, 2025
Day 23	Monday, March 31, 2025
Day 24	Sunday, March 30, 2025
Day 25	Saturday, March 29, 2025
Day 26	Friday, March 28, 2025
Day 27	Thursday, March 27, 2025
Day 28	Wednesday, March 26, 2025

REPORT BREAKDOWN

GRAPH:

Active - Newly listed during the date range

Pending - Status changed to 'pending' during the date range

Sold - Closed during the date range

Canceled - Canceled during the date range

Temp off Market - Status changed to 'temp' off market' during the date range

The date ranges are not cumulative.

Day 1: Wednesday, April 16, 2025

Day 28: Wednesday, March 26, 2025

TOTALS:

4 Weeks: The summation of each date range (Day 1 - Day 28)

Market Changes

Day 1's New Listings, Price Increase, Price Decreases and Back on Market

Manatee County - Single Family Home

7 Day Sold Comparison

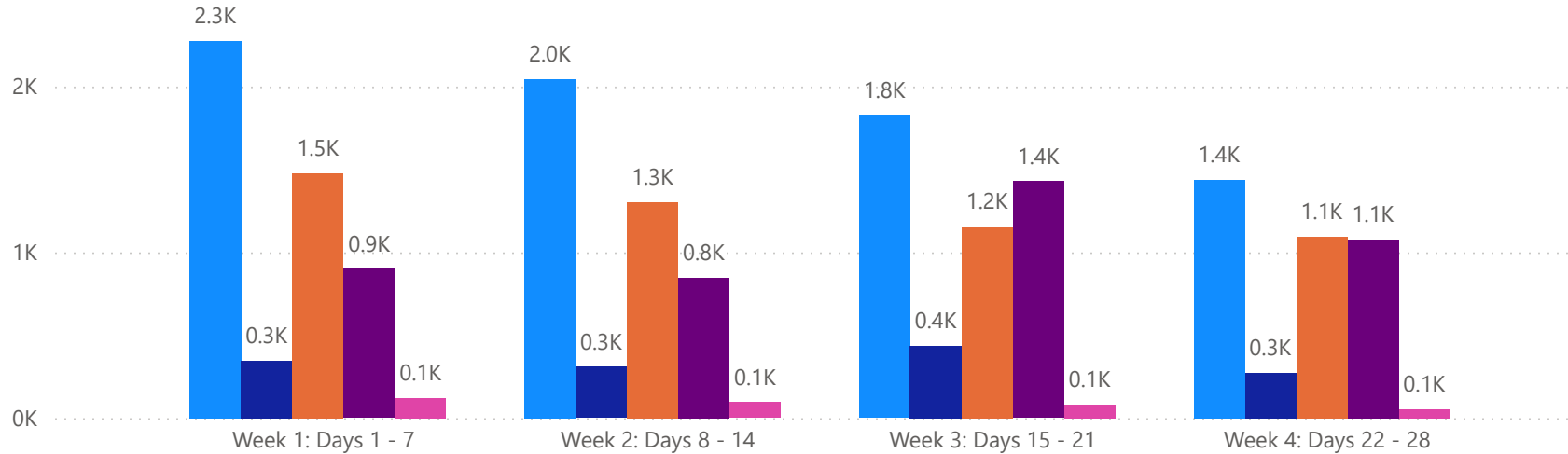
Compares the sold amount and volume in the last 7 days against the same timeframe in the prior year and days 8 - days 14.

4 WEEK REAL ESTATE MARKET REPORT

TAMPA BAY - SINGLE FAMILY HOME

4/16/2025

MLS Status ● Active ● Canceled ● Pending ● Sold ● Temporarily Off-Market



All data is current as of today, though some MLS statuses may have changed from prior days.

TOTALS

MLS Status	4 Week Total
Active	7580
Canceled	1364
Pending	5029
Sold	4252
Temporarily Off-Market	347

DAILY MARKET CHANGE

Category	Sum of Total	
Back on the Market	57	*Back on Market can be from these sources - Pending, Temp Off Market, Cancelled and Expired Listing)
New Listings	272	
Price Decrease	501	
Price Increase	63	

7 DAY SOLD COMPARISON

Closed Prior Year	Volume	Count	Closed Prior Year	Volume	Count
Wednesday, April 16, 2025	\$50,315,903	78	Monday, April 15, 2024	\$151,038,141	240
Tuesday, April 15, 2025	\$99,667,882	177	Sunday, April 14, 2024	\$2,046,900	6
Monday, April 14, 2025	\$107,237,782	185	Saturday, April 13, 2024	\$6,238,200	13
Sunday, April 13, 2025	\$1,879,778	4	Friday, April 12, 2024	\$191,859,081	333
Saturday, April 12, 2025	\$4,253,900	10	Thursday, April 11, 2024	\$75,045,342	146
Friday, April 11, 2025	\$150,543,930	283	Wednesday, April 10, 2024	\$132,243,063	174
Thursday, April 10, 2025	\$96,032,653	162	Tuesday, April 09, 2024	\$71,426,936	129
Total	\$509,931,828	899	Total	\$629,897,663	1041

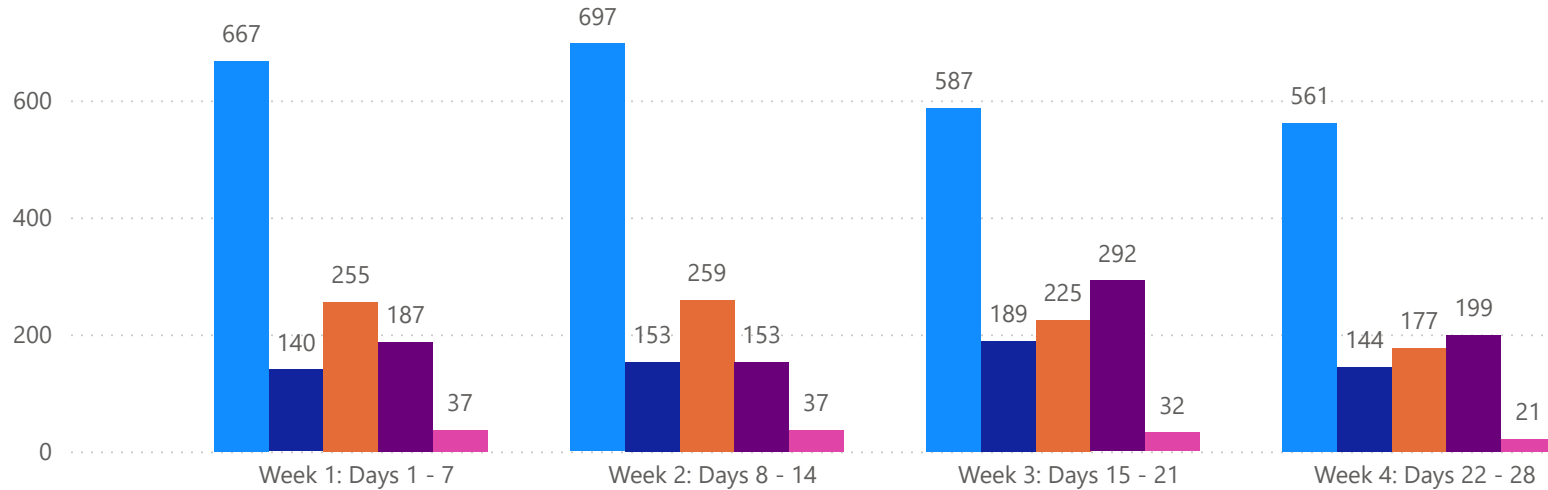


4 WEEK REAL ESTATE MARKET REPORT

TAMPA BAY - CONDO

4/16/2025

MLS Status ● Active ● Canceled ● Pending ● Sold ● Temporarily Off-Market



All data is current as of today, though some MLS statuses may have changed from prior days.

TOTALS

MLS Status	4 Week Total
Active	2512
Canceled	626
Pending	916
Sold	831
Temporarily Off-Market	127

DAILY MARKET CHANGE

Category	Sum of Total	
Back on the Market	15	*Back on Market can be from these sources - Pending, Temp Off Market, Cancelled and Expired Listing)
New Listings	65	
Price Decrease	125	
Price Increase	6	

7 DAY SOLD COMPARISON

Closed Prior Year	Volume	Count	Closed Prior Year	Volume	Count
Wednesday, April 16, 2025	\$10,804,400	25	Monday, April 15, 2024	\$38,774,000	74
Tuesday, April 15, 2025	\$13,118,872	32	Saturday, April 13, 2024	\$812,500	2
Monday, April 14, 2025	\$20,278,500	37	Friday, April 12, 2024	\$51,041,116	87
Sunday, April 13, 2025	\$585,000	1	Thursday, April 11, 2024	\$16,835,940	37
Saturday, April 12, 2025	\$850,000	1	Wednesday, April 10, 2024	\$17,509,561	40
Friday, April 11, 2025	\$19,082,398	51	Tuesday, April 09, 2024	\$11,225,500	26
Thursday, April 10, 2025	\$11,883,652	40	Total	\$136,198,617	266
Total	\$76,602,822	187			

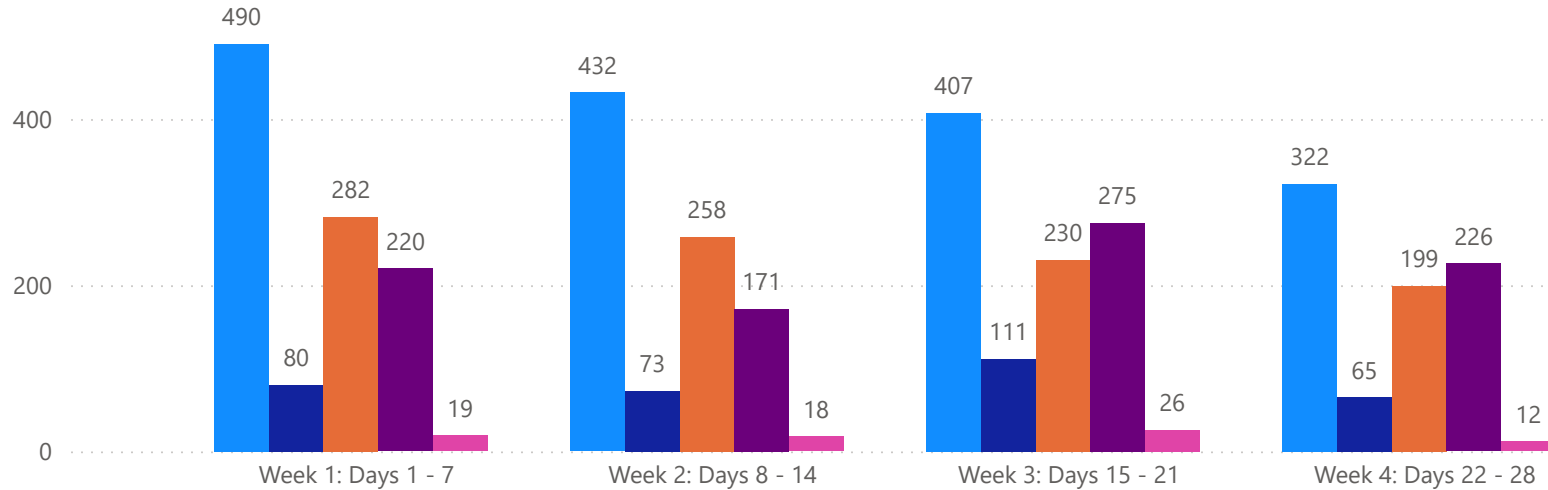


4 WEEK REAL ESTATE MARKET REPORT

PINELLAS COUNTY - SINGLE FAMILY HOME

4/16/2025

MlsStatus ● Active ● Canceled ● Pending ● Sold ● Temporarily Off-Market



All data is current as of today, though some MLS statuses may have changed from prior days.

TOTALS

MLS Status	4 Week Total
Active	1651
Canceled	329
Pending	969
Sold	892
Temporarily Off-Market	75

DAILY MARKET CHANGE

Category	Sum of Pinellas
Back on the Market	16
New Listings	50
Price Decrease	99
Price Increase	3

*Back on Market can be from these sources - Pending, Temp Off Market, Canceled and Expired Listing)

7 DAY SOLD COMPARISON

Closed Prior Year	Volume	Count
Wednesday, April 16, 2025	\$11,275,999	19
Tuesday, April 15, 2025	\$30,456,599	50
Monday, April 14, 2025	\$26,690,700	41
Saturday, April 12, 2025	\$2,054,000	4
Friday, April 11, 2025	\$47,049,193	75
Thursday, April 10, 2025	\$18,313,075	31
Total	\$135,839,566	220

Closed Prior Year	Volume	Count
Monday, April 15, 2024	\$34,900,285	51
Saturday, April 13, 2024	\$1,129,000	2
Friday, April 12, 2024	\$41,414,035	76
Thursday, April 11, 2024	\$19,838,250	35
Wednesday, April 10, 2024	\$33,139,900	33
Tuesday, April 09, 2024	\$19,611,480	32
Total	\$150,032,950	229

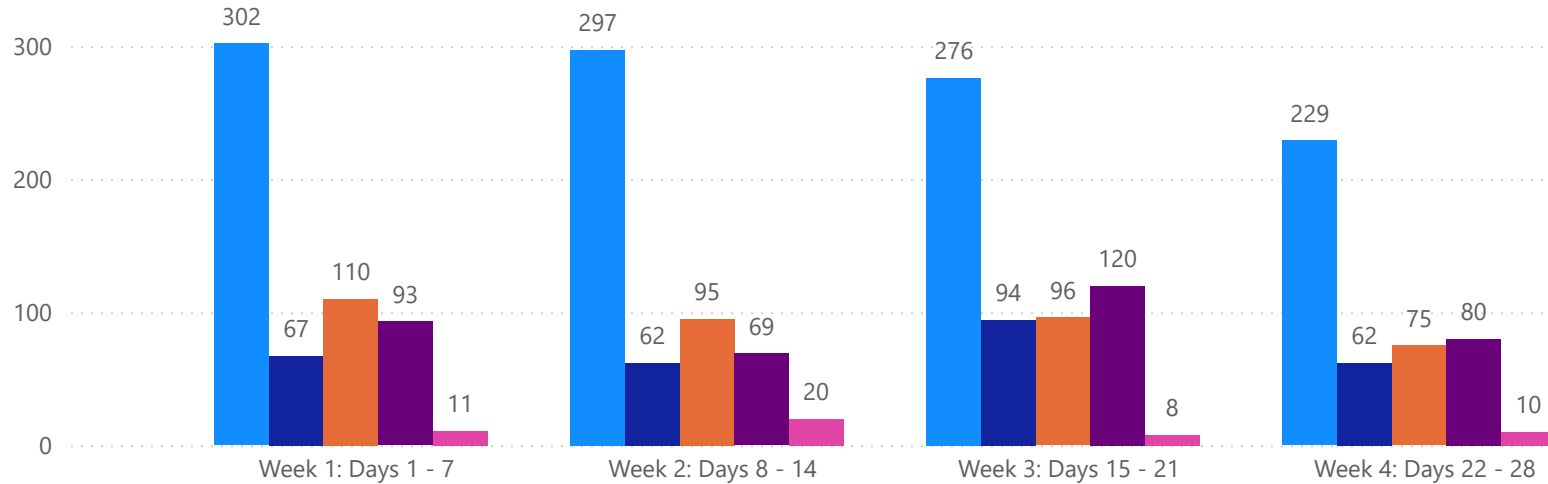


4 WEEK REAL ESTATE MARKET REPORT

PINELLAS COUNTY - CONDO

4/16/2025

MLSStatus ● Active ● Canceled ● Pending ● Sold ● Temporarily Off-Market



All data is current as of today, though some MLS statuses may have changed from prior days.

TOTALS

MLS Status	4 Week Total
Active	1104
Canceled	285
Pending	376
Sold	362
Temporarily Off-Market	49

DAILY MARKET CHANGE

Category	Sum of Pinellas
Back on the Market	6
New Listings	31
Price Decrease	53
Price Increase	0

*Back on Market can be from these sources - Pending, Temp Off Market, Canceled and Expired Listing)

7 DAY SOLD COMPARISON

Closed Prior Year	Volume	Count
Wednesday, April 16, 2025	\$3,907,000	13
Tuesday, April 15, 2025	\$3,699,520	15
Monday, April 14, 2025	\$7,265,000	22
Saturday, April 12, 2025	\$850,000	1
Friday, April 11, 2025	\$8,689,300	24
Thursday, April 10, 2025	\$4,214,202	18
Total	\$28,625,022	93

Closed Prior Year	Volume	Count
Monday, April 15, 2024	\$13,625,400	24
Saturday, April 13, 2024	\$662,500	1
Friday, April 12, 2024	\$17,470,550	32
Thursday, April 11, 2024	\$4,366,440	17
Wednesday, April 10, 2024	\$5,114,450	10
Tuesday, April 09, 2024	\$4,470,000	15
Total	\$45,709,340	99

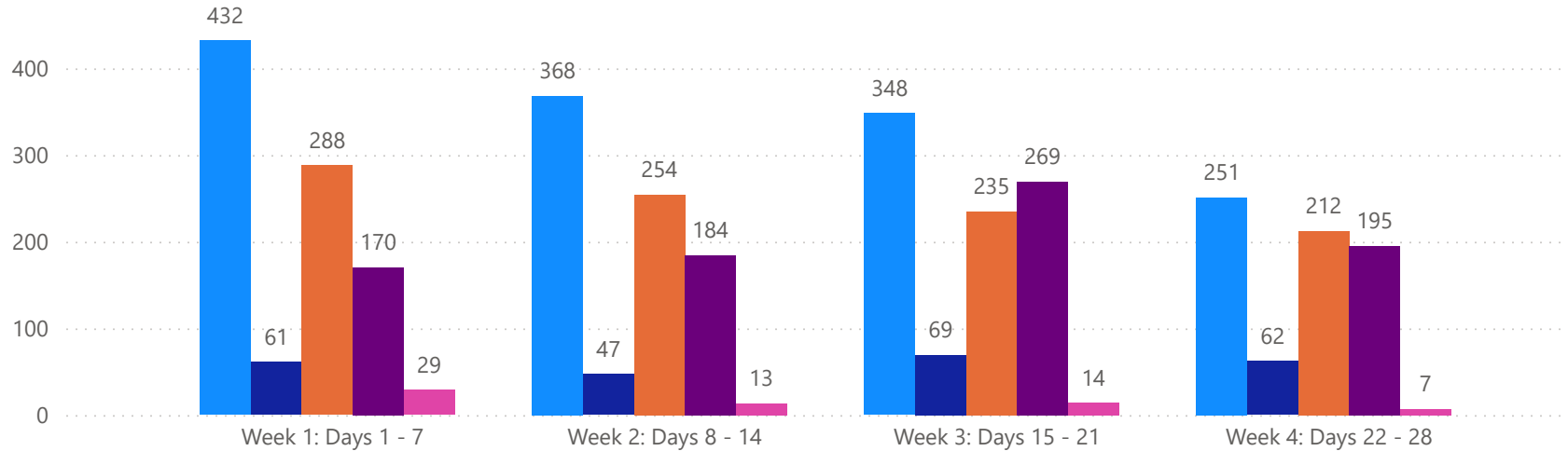


4 WEEK REAL ESTATE MARKET REPORT

PASCO COUNTY - SINGLE FAMILY HOME

4/16/2025

MLS Status ● Active ● Canceled ● Pending ● Sold ● Temporarily Off-Market



All data is current as of today, though some MLS statuses may have changed from prior days.

TOTALS

MLS Status	4 Week Total
Active	1399
Canceled	239
Pending	989
Sold	818
Temporarily Off-Market	63

DAILY MARKET CHANGE

Category	Sum of Pasco
Back on the Market	17
New Listings	55
Price Decrease	98
Price Increase	7

*Back on Market can be from these sources - Pending, Temp Off Market, Cancelled and Expired Listing)

7 DAY SOLD COMPARISON

Closed Prior Year	Volume	Count
Wednesday, April 16, 2025	\$4,834,900	10
Tuesday, April 15, 2025	\$8,725,926	20
Monday, April 14, 2025	\$14,724,103	36
Sunday, April 13, 2025	\$294,000	1
Saturday, April 12, 2025	\$780,000	2
Friday, April 11, 2025	\$23,510,717	59
Thursday, April 10, 2025	\$20,518,523	42
Total	\$73,388,169	170

Closed Prior Year	Volume	Count
Monday, April 15, 2024	\$15,473,038	40
Saturday, April 13, 2024	\$1,672,730	4
Friday, April 12, 2024	\$20,611,908	54
Thursday, April 11, 2024	\$13,757,679	35
Wednesday, April 10, 2024	\$12,406,920	27
Tuesday, April 09, 2024	\$11,749,221	31
Total	\$75,671,496	191

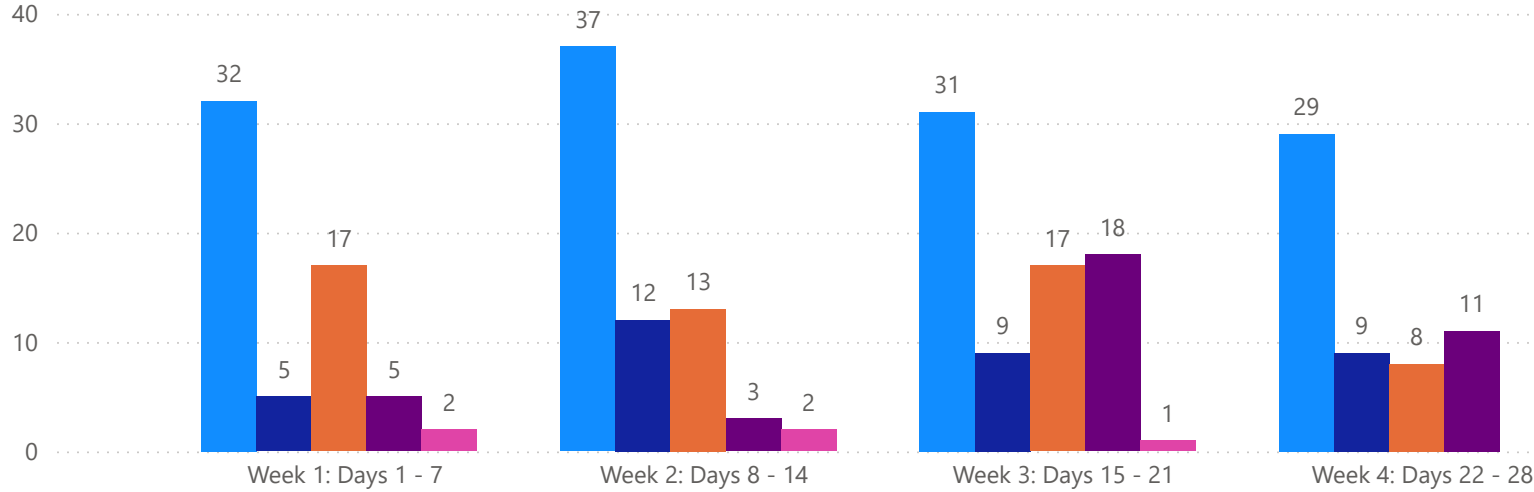


4 WEEK REAL ESTATE MARKET REPORT

PASCO COUNTY - CONDO

4/16/2025

MLS Status ● Active ● Canceled ● Pending ● Sold ● Temporarily Off-Market



All data is current as of today, though some MLS statuses may have changed from prior days.

TOTALS

MLS Status	4 Week Total
Active	129
Canceled	35
Pending	55
Sold	37
Temporarily Off-Market	5

DAILY MARKET CHANGE

Category	Sum of Pasco
Back on the Market	0
New Listings	3
Price Decrease	6
Price Increase	1

*Back on Market can be from these sources - Pending, Temp Off Market, Canceled and Expired Listing)

7 DAY SOLD COMPARISON

Closed Prior Year	Volume	Count
Wednesday, April 16, 2025	\$160,000	1
Tuesday, April 15, 2025	\$42,000	1
Friday, April 11, 2025	\$215,000	1
Thursday, April 10, 2025	\$347,500	2
Total	\$764,500	5

Closed Prior Year	Volume	Count
Monday, April 15, 2024	\$587,800	3
Friday, April 12, 2024	\$675,500	4
Thursday, April 11, 2024	\$336,000	1
Wednesday, April 10, 2024	\$537,400	3
Total	\$2,136,700	11

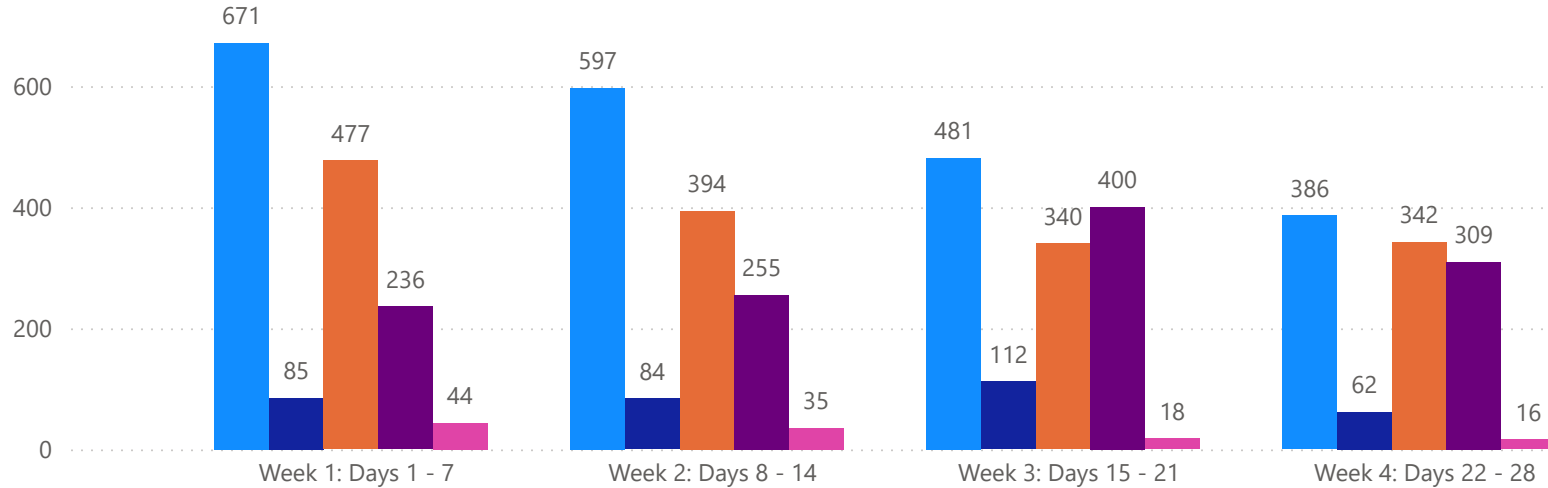


4 WEEK REAL ESTATE MARKET REPORT

HILLSBOROUGH COUNTY - SINGLE FAMILY HOME

4/16/2025

MLS Status ● Active ● Canceled ● Pending ● Sold ● Temporarily Off-Market



All data is current as of today, though some MLS statuses may have changed from prior days.

TOTALS

MLS Status	4 Week Total
Active	2135
Canceled	343
Pending	1553
Sold	1200
Temporarily Off-Market	113

DAILY MARKET CHANGE

Category	Sum of Hillsborough	*Back on Market can be from these sources - Pending, Temp Off Market, Cancelled and Expired Listing)
Back on the Market	8	
New Listings	80	
Price Decrease	124	
Price Increase	10	

7 DAY SOLD COMPARISON

Closed Prior Year	Volume	Count	Closed Prior Year	Volume	Count
Wednesday, April 16, 2025	\$12,075,900	19	Monday, April 15, 2024	\$35,818,340	73
Tuesday, April 15, 2025	\$20,131,909	37	Sunday, April 14, 2024	\$1,110,000	4
Monday, April 14, 2025	\$25,153,520	44	Saturday, April 13, 2024	\$2,547,470	6
Sunday, April 13, 2025	\$400,000	1	Friday, April 12, 2024	\$49,609,930	89
Saturday, April 12, 2025	\$1,014,900	3	Thursday, April 11, 2024	\$19,139,692	40
Friday, April 11, 2025	\$46,200,493	89	Wednesday, April 10, 2024	\$31,348,075	56
Thursday, April 10, 2025	\$21,712,565	43	Tuesday, April 09, 2024	\$16,074,354	38
Total	\$126,689,287	236	Total	\$155,647,861	306

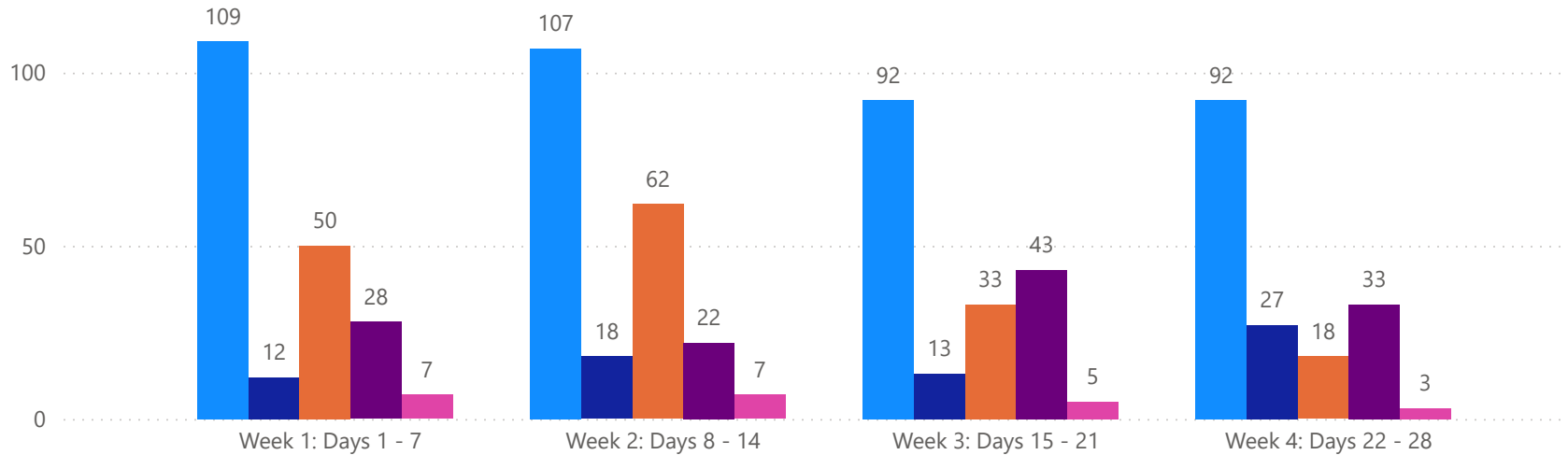


4 WEEK REAL ESTATE MARKET REPORT

HILLSBOROUGH COUNTY - CONDO

4/16/2025

MLS Status ● Active ● Canceled ● Pending ● Sold ● Temporarily Off-Market



All data is current as of today, though some MLS statuses may have changed from prior days.

TOTALS

MLS Status	4 Week Total
Active	400
Canceled	70
Pending	163
Sold	126
Temporarily Off-Market	22

DAILY MARKET CHANGE

Category	Sum of Hillsborough	*Back on Market can be from these sources - Pending, Temp Off Market, Cancelled and Expired Listing)
Back on the Market	2	
New Listings	6	
Price Decrease	19	
Price Increase	2	

7 DAY SOLD COMPARISON

Closed Prior Year	Volume	Count	Closed Prior Year	Volume	Count
Wednesday, April 16, 2025	\$867,400	4	Monday, April 15, 2024	\$4,317,000	15
Tuesday, April 15, 2025	\$1,319,000	5	Friday, April 12, 2024	\$5,871,500	17
Monday, April 14, 2025	\$375,000	2	Thursday, April 11, 2024	\$1,568,500	4
Friday, April 11, 2025	\$4,383,700	10	Wednesday, April 10, 2024	\$2,484,400	10
Thursday, April 10, 2025	\$2,026,300	7	Tuesday, April 09, 2024	\$649,000	2
Total	\$8,971,400	28	Total	\$14,890,400	48

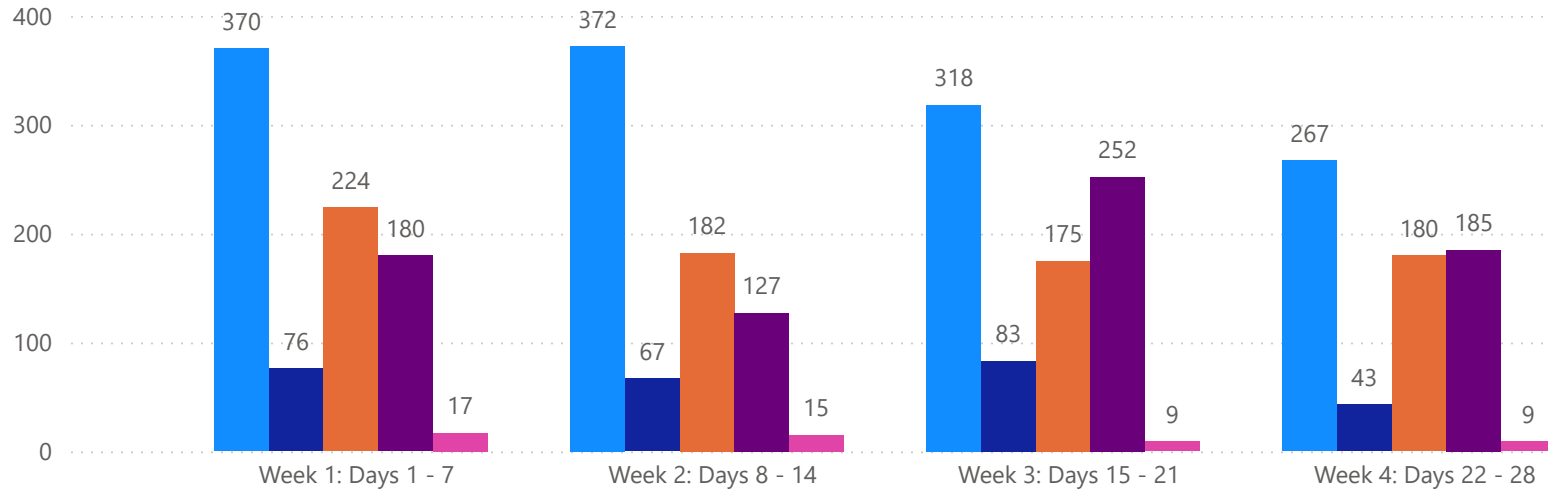


4 WEEK REAL ESTATE MARKET REPORT

SARASOTA COUNTY - SINGLE FAMILY HOME

4/16/2025

MLS Status ● Active ● Canceled ● Pending ● Sold ● Temporarily Off-Market



All data is current as of today, though some MLS statuses may have changed from prior days.

TOTALS

MLS Status	4 Week Total
Active	1327
Canceled	269
Pending	761
Sold	744
Temporarily Off-Market	50

DAILY MARKET CHANGE

Category	Sum of Sarasota
Back on the Market	7
New Listings	43
Price Decrease	98
Price Increase	1

*Back on Market can be from these sources - Pending, Temp Off Market, Canceled and Expired Listing)

7 DAY SOLD COMPARISON

Closed Prior Year	Volume	Count	Closed Prior Year	Volume	Count
Wednesday, April 16, 2025	\$13,945,104	24	Monday, April 15, 2024	\$35,144,188	51
Tuesday, April 15, 2025	\$27,007,717	49	Sunday, April 14, 2024	\$536,900	1
Monday, April 14, 2025	\$23,073,812	34	Saturday, April 13, 2024	\$889,000	1
Sunday, April 13, 2025	\$750,000	1	Friday, April 12, 2024	\$40,282,666	62
Saturday, April 12, 2025	\$405,000	1	Thursday, April 11, 2024	\$12,636,706	21
Friday, April 11, 2025	\$23,835,290	37	Wednesday, April 10, 2024	\$27,745,550	26
Thursday, April 10, 2025	\$27,543,990	34	Tuesday, April 09, 2024	\$15,160,086	18
Total	\$116,560,913	180	Total	\$132,395,096	180

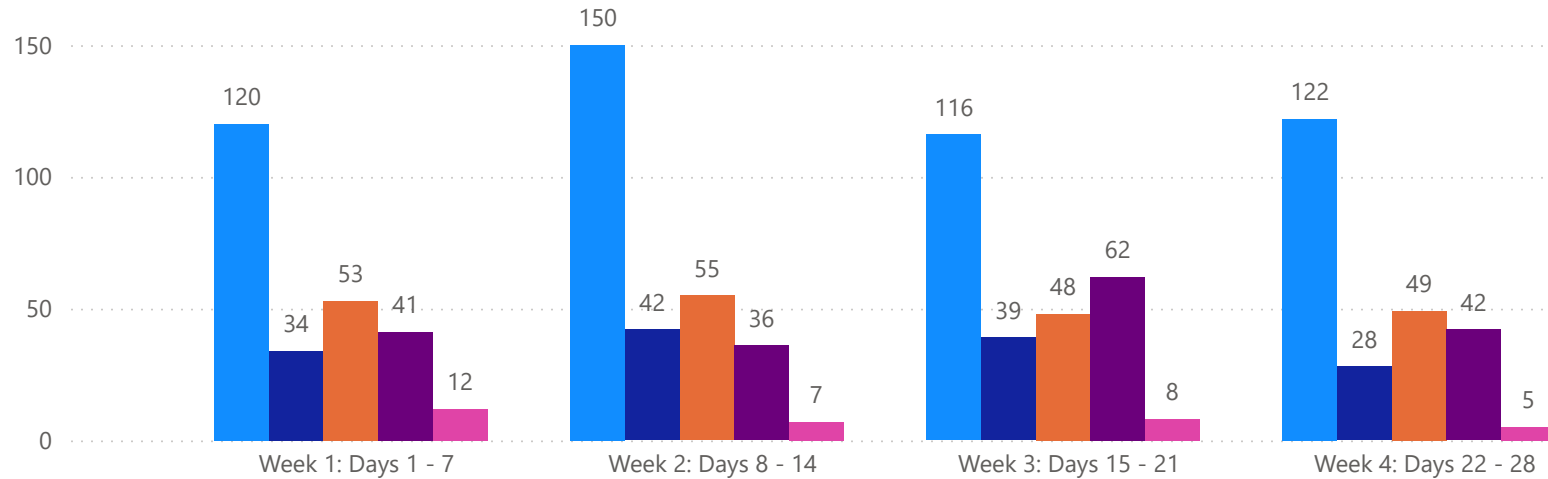


4 WEEK REAL ESTATE MARKET REPORT

SARASOTA COUNTY - CONDO

4/16/2025

MLS Status ● Active ● Canceled ● Pending ● Sold ● Temporarily Off-Market



All data is current as of today, though some MLS statuses may have changed from prior days.

TOTALS

MLS Status	4 Week Total
Active	508
Canceled	143
Pending	205
Sold	181
Temporarily Off-Market	32

DAILY MARKET CHANGE

Category	Sum of Sarasota
Back on the Market	3
New Listings	11
Price Decrease	26
Price Increase	1

*Back on Market can be from these sources - Pending, Temp Off Market, Canceled and Expired Listing)

7 DAY SOLD COMPARISON

Closed Prior Year	Volume	Count	Closed Prior Year	Volume	Count
Wednesday, April 16, 2025	\$4,795,000	4	Monday, April 15, 2024	\$15,714,900	19
Tuesday, April 15, 2025	\$7,875,352	10	Saturday, April 13, 2024	\$150,000	1
Monday, April 14, 2025	\$12,179,500	11	Friday, April 12, 2024	\$23,049,166	23
Friday, April 11, 2025	\$3,554,500	9	Thursday, April 11, 2024	\$8,317,500	10
Thursday, April 10, 2025	\$3,512,650	7	Wednesday, April 10, 2024	\$3,914,811	8
Total	\$31,917,002	41	Tuesday, April 09, 2024	\$3,726,500	6
			Total	\$54,872,877	67

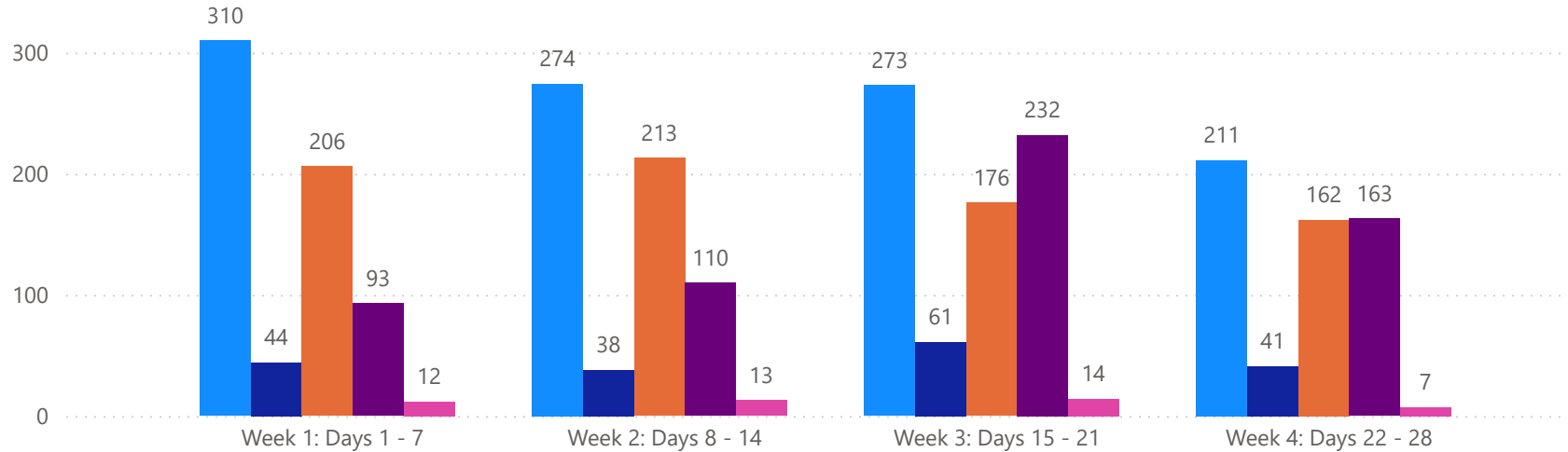


4 WEEK REAL ESTATE MARKET REPORT

MANATEE COUNTY - SINGLE FAMILY HOME

4/16/2025

MLS Status ● Active ● Canceled ● Pending ● Sold ● Temporarily Off-Market



All data is current as of today, though some MLS statuses may have changed from prior days.

TOTALS

MLS Status	4 Week Total
Active	1068
Canceled	184
Pending	757
Sold	598
Temporarily Off-Market	46

DAILY MARKET CHANGE

Category	Sum of Manatee
Back on the Market	9
New Listings	44
Price Decrease	82
Price Increase	42

*Back on Market can be from these sources - Pending, Temp Off Market, Canceled and Expired Listing)

7 DAY SOLD COMPARISON

Closed Prior Year	Volume	Count	Closed Prior Year	Volume	Count
Wednesday, April 16, 2025	\$8,184,000	6	Monday, April 15, 2024	\$29,702,290	25
Tuesday, April 15, 2025	\$13,345,731	21	Sunday, April 14, 2024	\$400,000	1
Monday, April 14, 2025	\$17,595,647	30	Friday, April 12, 2024	\$39,940,542	52
Sunday, April 13, 2025	\$435,778	1	Thursday, April 11, 2024	\$9,673,015	15
Friday, April 11, 2025	\$9,948,237	23	Wednesday, April 10, 2024	\$27,602,618	32
Thursday, April 10, 2025	\$7,944,500	12	Tuesday, April 09, 2024	\$8,831,795	10
Total	\$57,453,893	93	Total	\$116,150,260	135

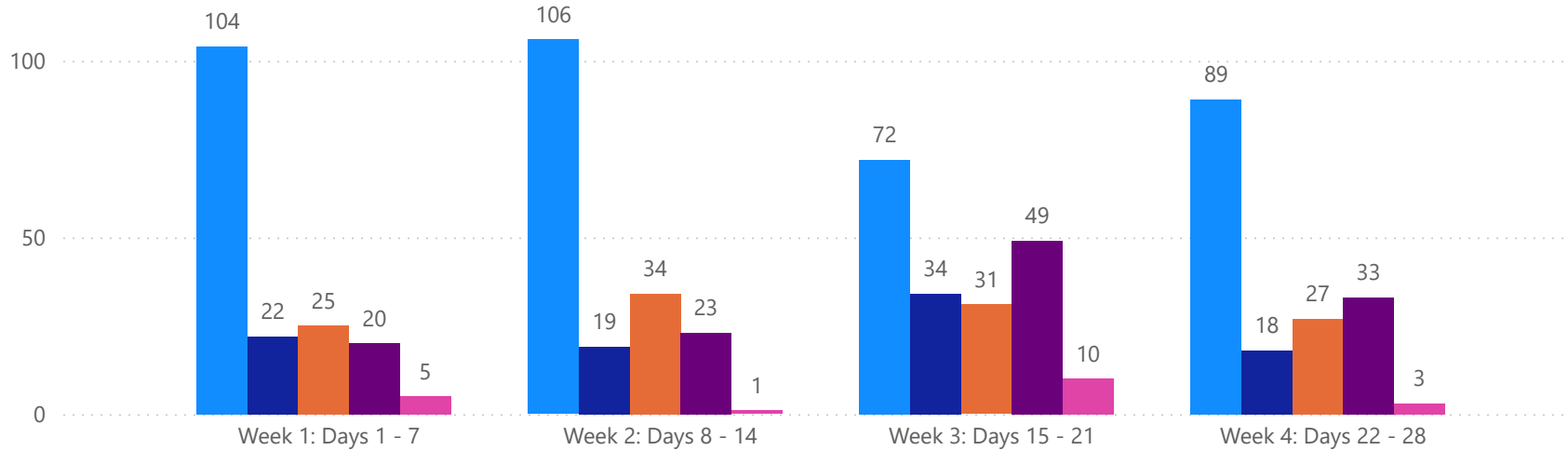


4 WEEK REAL ESTATE MARKET REPORT

MANATEE COUNTY - CONDO

4/16/2025

MLS Status ● Active ● Canceled ● Pending ● Sold ● Temporarily Off-Market



TOTALS

MLS Status	4 Week Total
Active	371
Canceled	93
Pending	117
Sold	125
Temporarily Off-Market	19

DAILY MARKET CHANGE

Category	Sum of Manatee
Back on the Market	4
New Listings	14
Price Decrease	21
Price Increase	2

*Back on Market can be from these sources - Pending, Temp Off Market, Canceled and Expired Listing)

7 DAY SOLD COMPARISON

Closed Prior Year	Volume	Count
Wednesday, April 16, 2025	\$1,075,000	3
Tuesday, April 15, 2025	\$183,000	1
Monday, April 14, 2025	\$459,000	2
Sunday, April 13, 2025	\$585,000	1
Friday, April 11, 2025	\$2,239,898	7
Thursday, April 10, 2025	\$1,783,000	6
Total	\$6,324,898	20

Closed Prior Year	Volume	Count
Monday, April 15, 2024	\$4,528,900	13
Friday, April 12, 2024	\$3,974,400	11
Thursday, April 11, 2024	\$2,247,500	5
Wednesday, April 10, 2024	\$5,458,500	9
Tuesday, April 09, 2024	\$2,380,000	3
Total	\$18,589,300	41

