



4 WEEK REAL ESTATE MARKET REPORT

Sunday, April 20, 2025

As of: Monday, April 21, 2025

- 1 Report Breakdown**
- 2 Cumulative Tampa Bay Report - Single Family Home**
- 3 Cumulative Tampa Bay Report - Condominium**
- 4 Pinellas County - Single Family Home**
- 5 Pinellas County - Condominium**
- 6 Pasco County - Single Family Home**
- 7 Pasco County - Condominium**
- 8 Hillsborough County - Single Family Home**
- 9 Hillsborough County - Condominium**
- 10 Sarasota County - Single Family Home**
- 11 Sarasota County - Condominium**
- 12 Manatee County - Single Family Home**
- 13 Manatee County - Condominium**

4 WEEK REAL ESTATE MARKET REPORT

REPORT BREAKDOWN

Sunday, April 20, 2025

as of: 4/21/2025



Day 1	Sunday, April 20, 2025
Day 2	Saturday, April 19, 2025
Day 3	Friday, April 18, 2025
Day 4	Thursday, April 17, 2025
Day 5	Wednesday, April 16, 2025
Day 6	Monday, April 21, 2025
Day 7	Sunday, April 20, 2025
Day 8	Saturday, April 19, 2025
Day 9	Friday, April 18, 2025
Day 10	Thursday, April 17, 2025
Day 11	Wednesday, April 16, 2025
Day 12	Tuesday, April 15, 2025
Day 13	Monday, April 14, 2025
Day 14	Sunday, April 13, 2025
Day 15	Saturday, April 12, 2025
Day 16	Friday, April 11, 2025
Day 17	Thursday, April 10, 2025
Day 18	Wednesday, April 9, 2025
Day 19	Tuesday, April 8, 2025
Day 20	Monday, April 7, 2025
Day 21	Sunday, April 6, 2025
Day 22	Saturday, April 5, 2025
Day 23	Friday, April 4, 2025
Day 24	Thursday, April 3, 2025
Day 25	Wednesday, April 2, 2025
Day 26	Tuesday, April 1, 2025
Day 27	Monday, March 31, 2025
Day 28	Sunday, March 30, 2025

REPORT BREAKDOWN

GRAPH:

Active - Newly listed during the date range
 Pending - Status changed to 'pending' during the date range
 Sold - Closed during the date range
 Canceled - Canceled during the date range
 Temp off Market - Status changed to 'temp' off market' during the date range

The date ranges are not cumulative.
 Day 1: Sunday, April 20, 2025
 Day 28: Sunday, March 30, 2025

TOTALS:

4 Weeks: The summation of each date range (Day 1 - Day 28)

Market Changes

Day 1's New Listings, Price Increase, Price Decreases and Back on Market
 Manatee County - Single Family Home

7 Day Sold Comparison

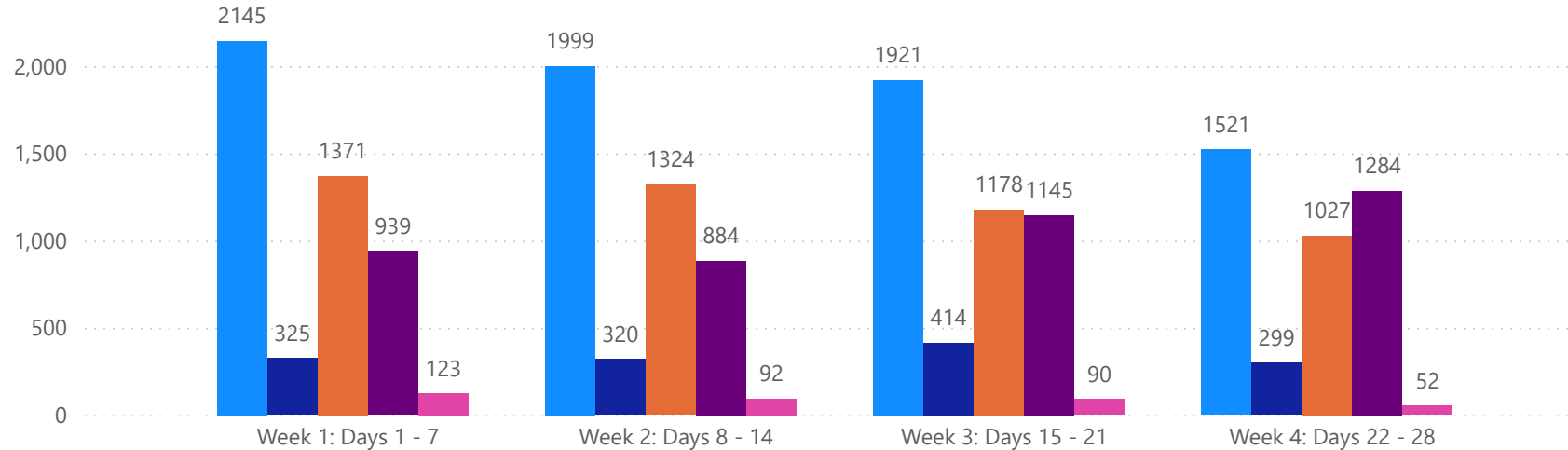
Compares the sold amount and volume in the last 7 days against the same timeframe in the prior year and days 8 - days 14.

4 WEEK REAL ESTATE MARKET REPORT

TAMPA BAY - SINGLE FAMILY HOME

4/20/2025

MLS Status ● Active ● Canceled ● Pending ● Sold ● Temporarily Off-Market



All data is current as of today, though some MLS statuses may have changed from prior days.

TOTALS

MLS Status	4 Week Total
Active	7586
Canceled	1358
Pending	4900
Sold	4252
Temporarily Off-Market	357

DAILY MARKET CHANGE

Category	Sum of Total
Back on the Market	13
New Listings	58
Price Decrease	111
Price Increase	6

*Back on Market can be from these sources - Pending, Temp Off Market, Cancelled and Expired Listing)

7 DAY SOLD COMPARISON

Closed Prior Year	Volume	Count
Saturday, April 19, 2025	\$700,298	2
Friday, April 18, 2025	\$95,519,654	180
Thursday, April 17, 2025	\$105,464,675	191
Wednesday, April 16, 2025	\$88,859,512	150
Tuesday, April 15, 2025	\$114,852,411	209
Monday, April 14, 2025	\$118,047,294	207
Total	\$523,443,844	939

Closed Prior Year	Volume	Count
Friday, April 19, 2024	\$236,986,312	337
Thursday, April 18, 2024	\$107,428,081	180
Wednesday, April 17, 2024	\$92,215,090	155
Tuesday, April 16, 2024	\$96,032,419	159
Monday, April 15, 2024	\$151,038,141	240
Sunday, April 14, 2024	\$2,046,900	6
Saturday, April 13, 2024	\$6,238,200	13
Total	\$691,985,143	1090

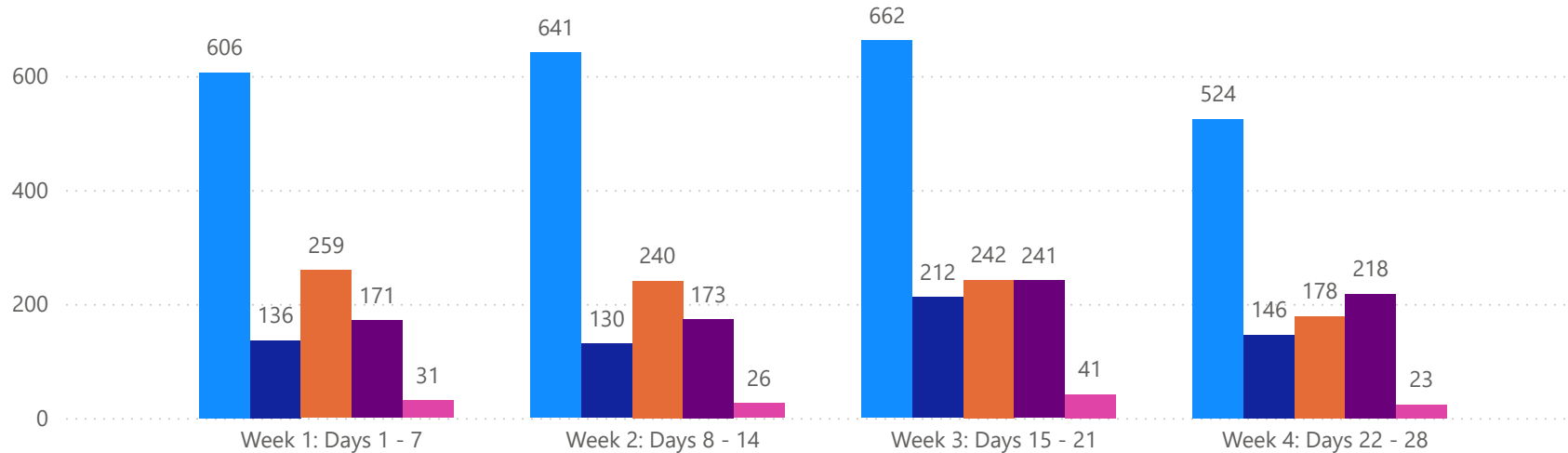


4 WEEK REAL ESTATE MARKET REPORT

TAMPA BAY - CONDO

4/20/2025

MLSStatus ● Active ● Canceled ● Pending ● Sold ● Temporarily Off-Market



All data is current as of today, though some MLS statuses may have changed from prior days.

TOTALS

MLS Status	4 Week Total
Active	2433
Canceled	624
Pending	919
Sold	803
Temporarily Off-Market	121

DAILY MARKET CHANGE

Category	Sum of Total	*Back on Market can be from these sources - Pending, Temp Off Market, Cancelled and Expired Listing)
Back on the Market	2	
New Listings	11	
Price Decrease	18	
Price Increase	1	

7 DAY SOLD COMPARISON

Closed Prior Year	Volume	Count	Closed Prior Year	Volume	Count
Friday, April 18, 2025	\$8,921,897	26	Friday, April 19, 2024	\$36,119,100	73
Thursday, April 17, 2025	\$12,611,900	35	Thursday, April 18, 2024	\$21,700,100	37
Wednesday, April 16, 2025	\$20,296,400	38	Wednesday, April 17, 2024	\$18,335,400	47
Tuesday, April 15, 2025	\$14,716,872	35	Tuesday, April 16, 2024	\$20,722,203	40
Monday, April 14, 2025	\$20,278,500	37	Monday, April 15, 2024	\$38,774,000	74
Total	\$76,825,569	171	Saturday, April 13, 2024	\$812,500	2
			Total	\$136,463,303	273

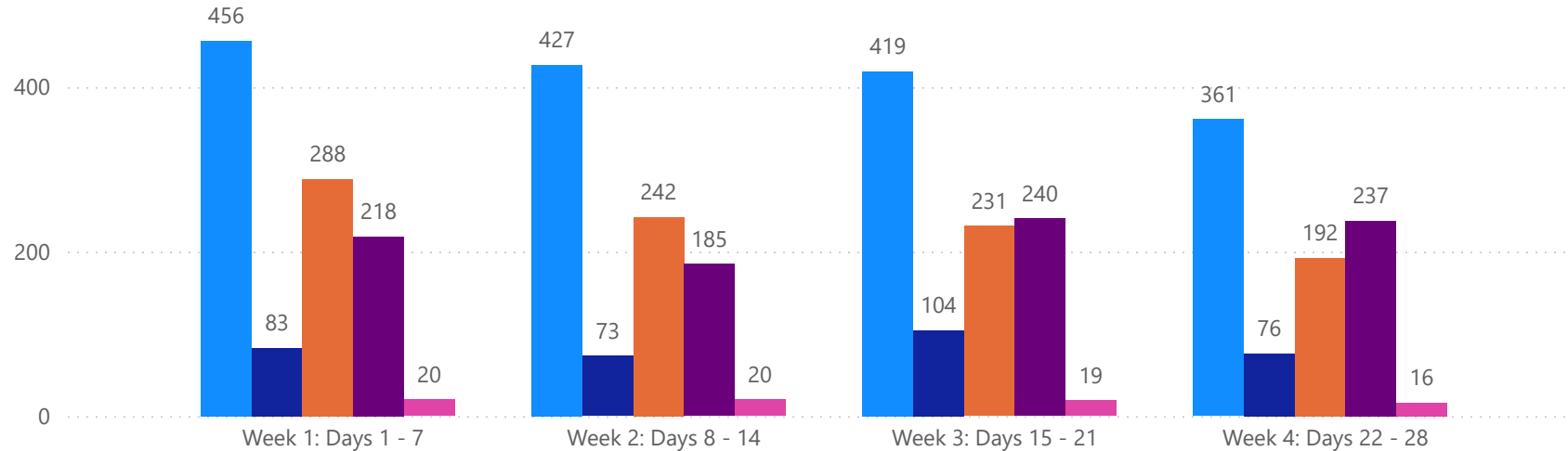


4 WEEK REAL ESTATE MARKET REPORT

PINELLAS COUNTY - SINGLE FAMILY HOME

4/20/2025

MLS Status ● Active ● Canceled ● Pending ● Sold ● Temporarily Off-Market



All data is current as of today, though some MLS statuses may have changed from prior days.

TOTALS

MLS Status	4 Week Total
Active	1663
Canceled	336
Pending	953
Sold	880
Temporarily Off-Market	75

DAILY MARKET CHANGE

Category	Sum of Pinellas
Back on the Market	4
New Listings	18
Price Decrease	18
Price Increase	1

*Back on Market can be from these sources - Pending, Temp Off Market, Cancelled and Expired Listing)

7 DAY SOLD COMPARISON

Closed Prior Year	Volume	Count
Saturday, April 19, 2025	\$425,000	1
Friday, April 18, 2025	\$22,219,500	38
Thursday, April 17, 2025	\$30,514,736	46
Wednesday, April 16, 2025	\$16,176,499	30
Tuesday, April 15, 2025	\$34,383,599	58
Monday, April 14, 2025	\$29,184,000	45
Total	\$132,903,334	218

Closed Prior Year	Volume	Count
Friday, April 19, 2024	\$54,514,069	82
Thursday, April 18, 2024	\$18,021,849	28
Wednesday, April 17, 2024	\$16,918,700	30
Tuesday, April 16, 2024	\$27,934,850	37
Monday, April 15, 2024	\$34,900,285	51
Saturday, April 13, 2024	\$1,129,000	2
Total	\$153,418,753	230

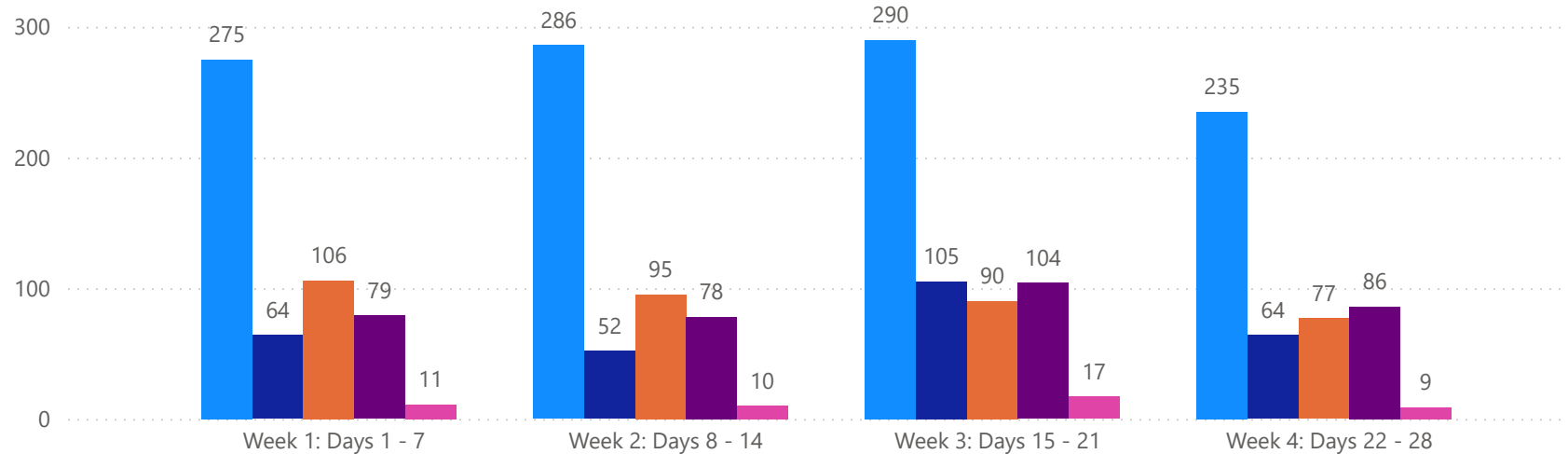


4 WEEK REAL ESTATE MARKET REPORT

PINELLAS COUNTY - CONDO

4/20/2025

MLSStatus ● Active ● Canceled ● Pending ● Sold ● Temporarily Off-Market



All data is current as of today, though some MLS statuses may have changed from prior days.

TOTALS

MLS Status	4 Week Total
Active	1086
Canceled	285
Pending	368
Sold	347
Temporarily Off-Market	47

DAILY MARKET CHANGE

Category	Sum of Pinellas
Back on the Market	1
New Listings	6
Price Decrease	10
Price Increase	0

*Back on Market can be from these sources - Pending, Temp Off Market, Cancelled and Expired Listing)

7 DAY SOLD COMPARISON

Closed Prior Year	Volume	Count	Closed Prior Year	Volume	Count
Friday, April 18, 2025	\$2,551,500	7	Friday, April 19, 2024	\$12,452,400	29
Thursday, April 17, 2025	\$4,457,900	16	Thursday, April 18, 2024	\$4,905,600	12
Wednesday, April 16, 2025	\$10,092,000	19	Wednesday, April 17, 2024	\$6,847,000	23
Tuesday, April 15, 2025	\$3,699,520	15	Tuesday, April 16, 2024	\$6,812,000	11
Monday, April 14, 2025	\$7,265,000	22	Monday, April 15, 2024	\$13,625,400	24
Total	\$28,065,920	79	Saturday, April 13, 2024	\$662,500	1
			Total	\$45,304,900	100

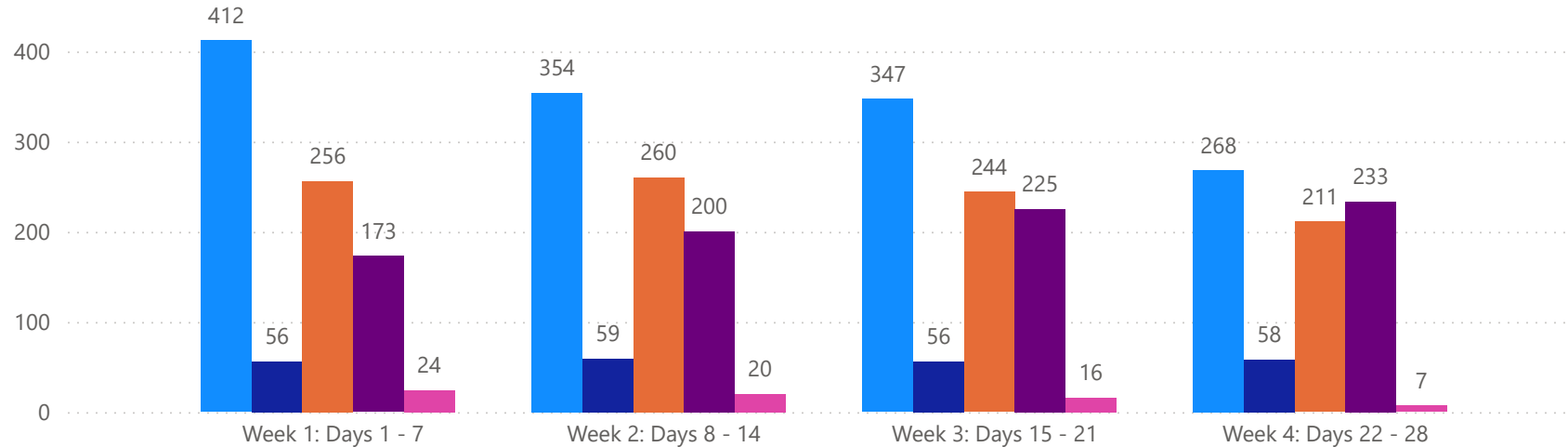


4 WEEK REAL ESTATE MARKET REPORT

PASCO COUNTY - SINGLE FAMILY HOME

4/20/2025

MLSStatus ● Active ● Canceled ● Pending ● Sold ● Temporarily Off-Market



All data is current as of today, though some MLS statuses may have changed from prior days.

TOTALS

MLS Status	4 Week Total
Active	1381
Canceled	229
Pending	971
Sold	831
Temporarily Off-Market	67

DAILY MARKET CHANGE

Category	Sum of Pasco
Back on the Market	2
New Listings	9
Price Decrease	29
Price Increase	1

*Back on Market can be from these sources - Pending, Temp Off Market, Cancelled and Expired Listing)

7 DAY SOLD COMPARISON

Closed Prior Year	Volume	Count	Closed Prior Year	Volume	Count
Friday, April 18, 2025	\$17,912,918	44	Friday, April 19, 2024	\$26,050,748	58
Thursday, April 17, 2025	\$11,964,840	32	Thursday, April 18, 2024	\$13,985,435	32
Wednesday, April 16, 2025	\$12,234,320	28	Wednesday, April 17, 2024	\$12,236,010	28
Tuesday, April 15, 2025	\$11,666,526	27	Tuesday, April 16, 2024	\$12,193,783	34
Monday, April 14, 2025	\$17,284,385	42	Monday, April 15, 2024	\$15,473,038	40
Total	\$71,062,989	173	Saturday, April 13, 2024	\$1,672,730	4
			Total	\$81,611,744	196

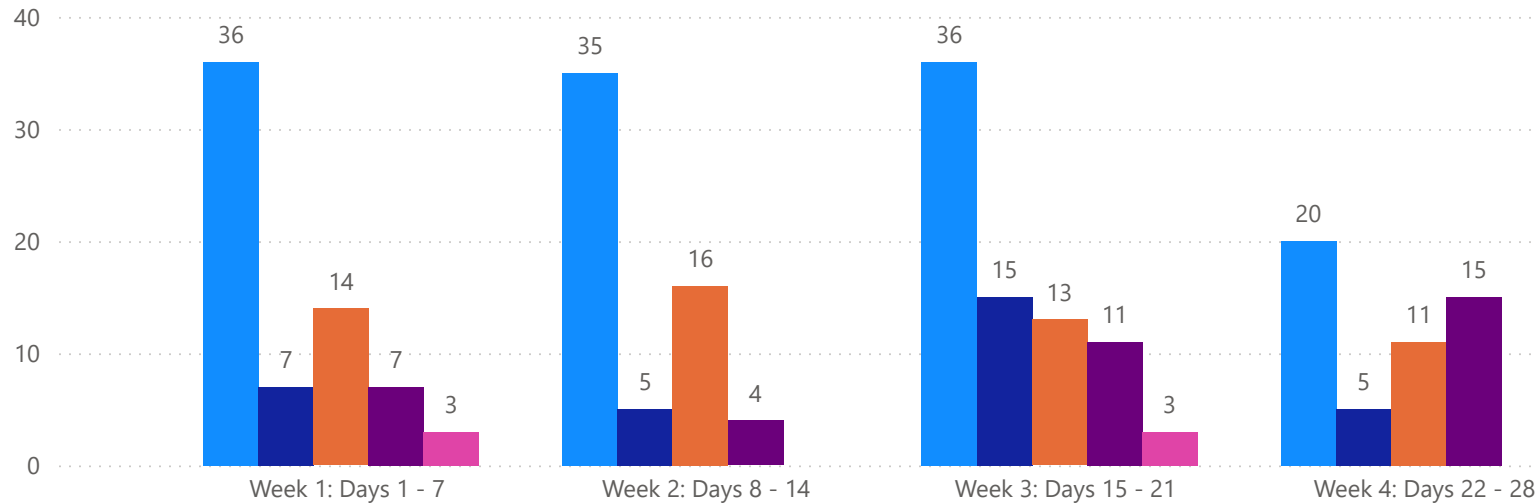


4 WEEK REAL ESTATE MARKET REPORT

PASCO COUNTY - CONDO

4/20/2025

MLS Status ● Active ● Canceled ● Pending ● Sold ● Temporarily Off-Market



All data is current as of today, though some MLS statuses may have changed from prior days.

TOTALS

MLS Status	4 Week Total
Active	127
Canceled	32
Pending	54
Sold	37
Temporarily Off-Market	6

DAILY MARKET CHANGE

Category	Sum of Pasco
Back on the Market	0
New Listings	2
Price Decrease	0
Price Increase	0

*Back on Market can be from these sources - Pending, Temp Off Market, Cancelled and Expired Listing)

7 DAY SOLD COMPARISON

Closed Prior Year	Volume	Count
Friday, April 18, 2025	\$358,900	2
Thursday, April 17, 2025	\$383,000	3
Wednesday, April 16, 2025	\$160,000	1
Tuesday, April 15, 2025	\$42,000	1
Total	\$943,900	7

Closed Prior Year	Volume	Count
Friday, April 19, 2024	\$507,900	4
Thursday, April 18, 2024	\$210,000	1
Wednesday, April 17, 2024	\$430,000	3
Tuesday, April 16, 2024	\$887,000	5
Monday, April 15, 2024	\$587,800	3
Total	\$2,622,700	16

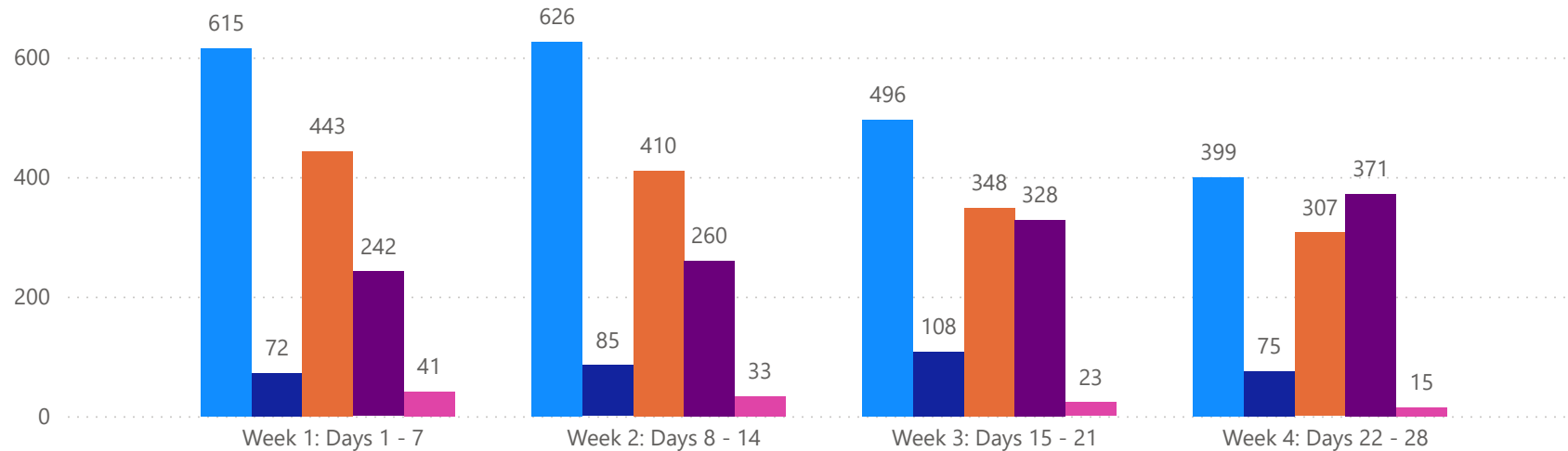


4 WEEK REAL ESTATE MARKET REPORT

HILLSBOROUGH COUNTY - SINGLE FAMILY HOME

4/20/2025

MLSStatus ● Active ● Canceled ● Pending ● Sold ● Temporarily Off-Market



All data is current as of today, though some MLS statuses may have changed from prior days.

TOTALS

MLS Status	4 Week Total
Active	2136
Canceled	340
Pending	1508
Sold	1201
Temporarily Off-Market	112

DAILY MARKET CHANGE

Category	Sum of Hillsborough	*Back on Market can be from these sources - Pending, Temp Off Market, Cancelled and Expired Listing)
Back on the Market	3	
New Listings	13	
Price Decrease	34	
Price Increase	1	

7 DAY SOLD COMPARISON

Closed Prior Year	Volume	Count	Closed Prior Year	Volume	Count
Friday, April 18, 2025	\$22,627,985	45	Friday, April 19, 2024	\$53,562,707	91
Thursday, April 17, 2025	\$27,764,288	57	Thursday, April 18, 2024	\$31,874,749	59
Wednesday, April 16, 2025	\$24,420,680	40	Wednesday, April 17, 2024	\$32,114,619	49
Tuesday, April 15, 2025	\$25,330,938	48	Tuesday, April 16, 2024	\$25,040,040	39
Monday, April 14, 2025	\$28,995,450	52	Monday, April 15, 2024	\$35,818,340	73
Total	\$129,139,341	242	Sunday, April 14, 2024	\$1,110,000	4
			Saturday, April 13, 2024	\$2,547,470	6
			Total	\$182,067,925	321

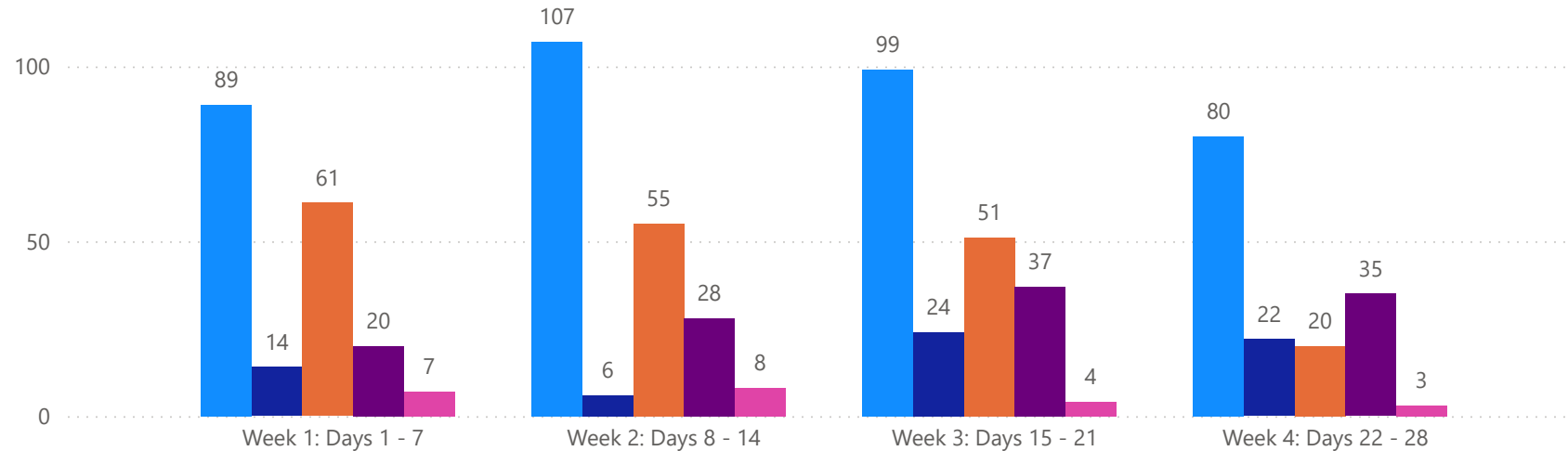


4 WEEK REAL ESTATE MARKET REPORT

HILLSBOROUGH COUNTY - CONDO

4/20/2025

MLSStatus ● Active ● Canceled ● Pending ● Sold ● Temporarily Off-Market



All data is current as of today, though some MLS statuses may have changed from prior days.

TOTALS

MLS Status	4 Week Total
Active	375
Canceled	66
Pending	187
Sold	120
Temporarily Off-Market	22

DAILY MARKET CHANGE

Category	Sum of Hillsborough	*Back on Market can be from these sources - Pending, Temp Off Market, Cancelled and Expired Listing)
Back on the Market	0	
New Listings	3	
Price Decrease	3	
Price Increase	0	

7 DAY SOLD COMPARISON

Closed Prior Year	Volume	Count	Closed Prior Year	Volume	Count
Friday, April 18, 2025	\$1,431,000	5	Friday, April 19, 2024	\$5,649,800	20
Thursday, April 17, 2025	\$715,000	2	Thursday, April 18, 2024	\$1,403,000	6
Wednesday, April 16, 2025	\$997,400	5	Wednesday, April 17, 2024	\$624,000	2
Tuesday, April 15, 2025	\$1,559,000	6	Tuesday, April 16, 2024	\$1,213,000	5
Monday, April 14, 2025	\$375,000	2	Monday, April 15, 2024	\$4,317,000	15
Total	\$5,077,400	20	Total	\$13,206,800	48

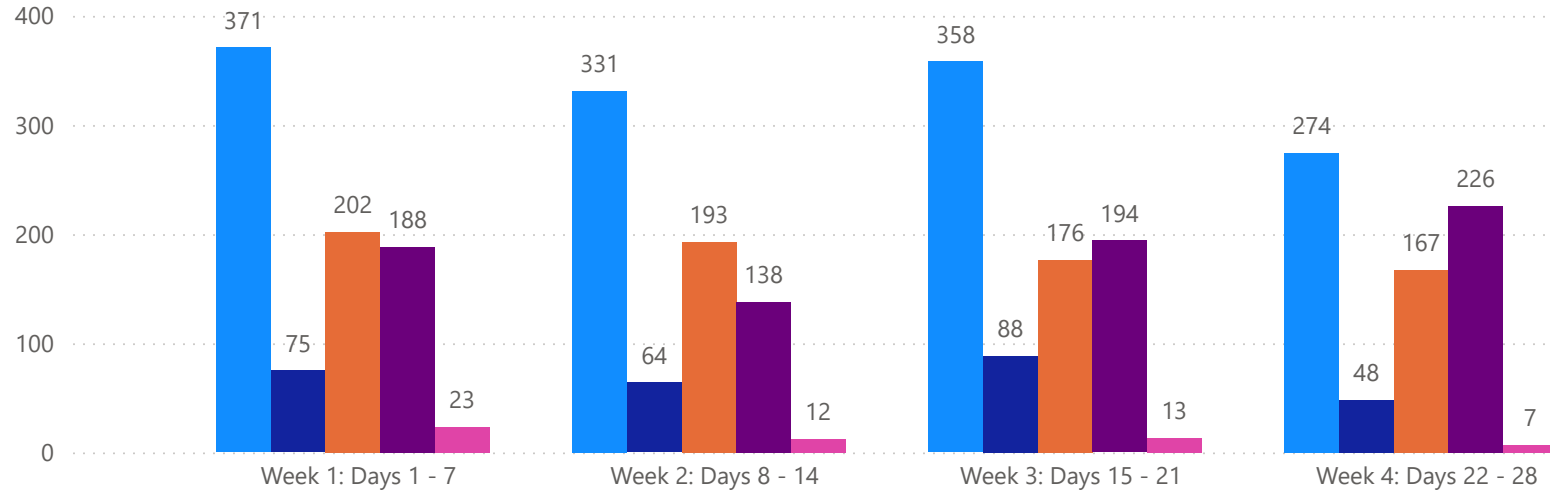


4 WEEK REAL ESTATE MARKET REPORT

SARASOTA COUNTY - SINGLE FAMILY HOME

4/20/2025

MLS Status ● Active ● Canceled ● Pending ● Sold ● Temporarily Off-Market



All data is current as of today, though some MLS statuses may have changed from prior days.

TOTALS

MLS Status	4 Week Total
Active	1334
Canceled	275
Pending	738
Sold	746
Temporarily Off-Market	55

DAILY MARKET CHANGE

Category	Sum of Sarasota
Back on the Market	2
New Listings	12
Price Decrease	15
Price Increase	1

*Back on Market can be from these sources - Pending, Temp Off Market, Cancelled and Expired Listing)

7 DAY SOLD COMPARISON

Closed Prior Year	Volume	Count
Saturday, April 19, 2025	\$275,298	1
Friday, April 18, 2025	\$24,203,361	38
Thursday, April 17, 2025	\$14,891,640	28
Wednesday, April 16, 2025	\$19,164,604	34
Tuesday, April 15, 2025	\$29,032,717	52
Monday, April 14, 2025	\$23,528,812	35
Total	\$111,096,432	188

Closed Prior Year	Volume	Count
Friday, April 19, 2024	\$71,682,889	67
Thursday, April 18, 2024	\$20,124,532	28
Wednesday, April 17, 2024	\$13,065,806	23
Tuesday, April 16, 2024	\$17,692,846	28
Monday, April 15, 2024	\$35,144,188	51
Sunday, April 14, 2024	\$536,900	1
Saturday, April 13, 2024	\$889,000	1
Total	\$159,136,161	199

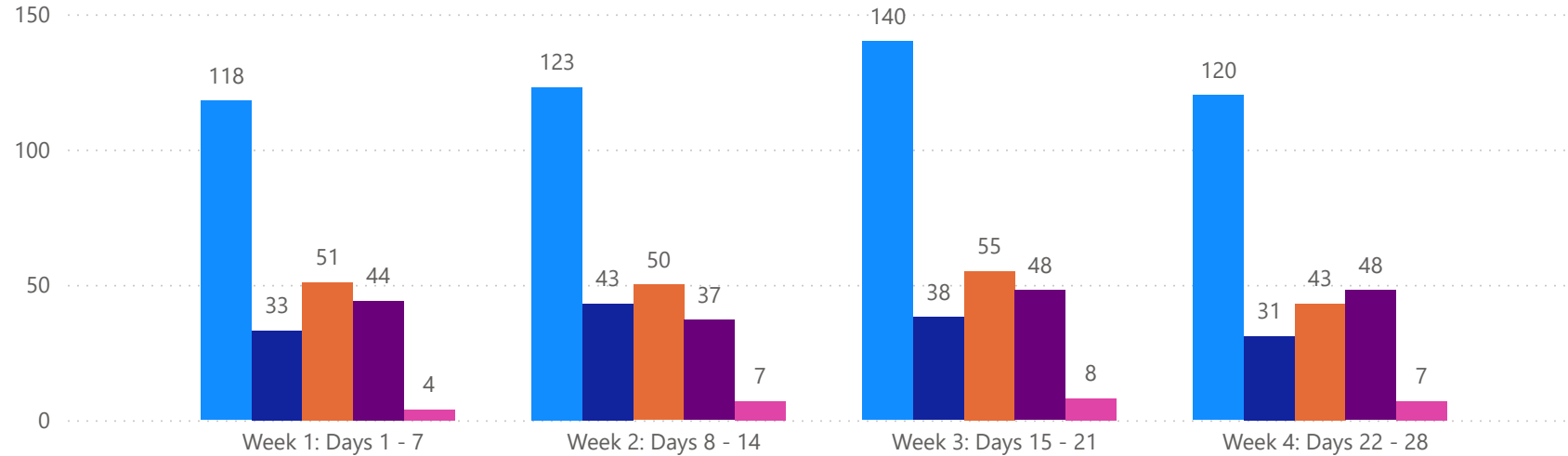


4 WEEK REAL ESTATE MARKET REPORT

SARASOTA COUNTY - CONDO

4/20/2025

MLSStatus ● Active ● Canceled ● Pending ● Sold ● Temporarily Off-Market



All data is current as of today, though some MLS statuses may have changed from prior days.

TOTALS

MLS Status	4 Week Total
Active	501
Canceled	145
Pending	199
Sold	177
Temporarily Off-Market	26

DAILY MARKET CHANGE

Category	Sum of Sarasota
Back on the Market	0
New Listings	0
Price Decrease	3
Price Increase	0

*Back on Market can be from these sources - Pending, Temp Off Market, Cancelled and Expired Listing)

7 DAY SOLD COMPARISON

Closed Prior Year	Volume	Count
Friday, April 18, 2025	\$3,610,500	8
Thursday, April 17, 2025	\$3,007,500	5
Wednesday, April 16, 2025	\$7,390,000	9
Tuesday, April 15, 2025	\$8,230,352	11
Monday, April 14, 2025	\$12,179,500	11
Total	\$34,417,852	44

Closed Prior Year	Volume	Count
Friday, April 19, 2024	\$15,097,000	14
Thursday, April 18, 2024	\$13,671,500	15
Wednesday, April 17, 2024	\$9,642,500	15
Tuesday, April 16, 2024	\$7,395,703	12
Monday, April 15, 2024	\$15,714,900	19
Saturday, April 13, 2024	\$150,000	1
Total	\$61,671,603	76

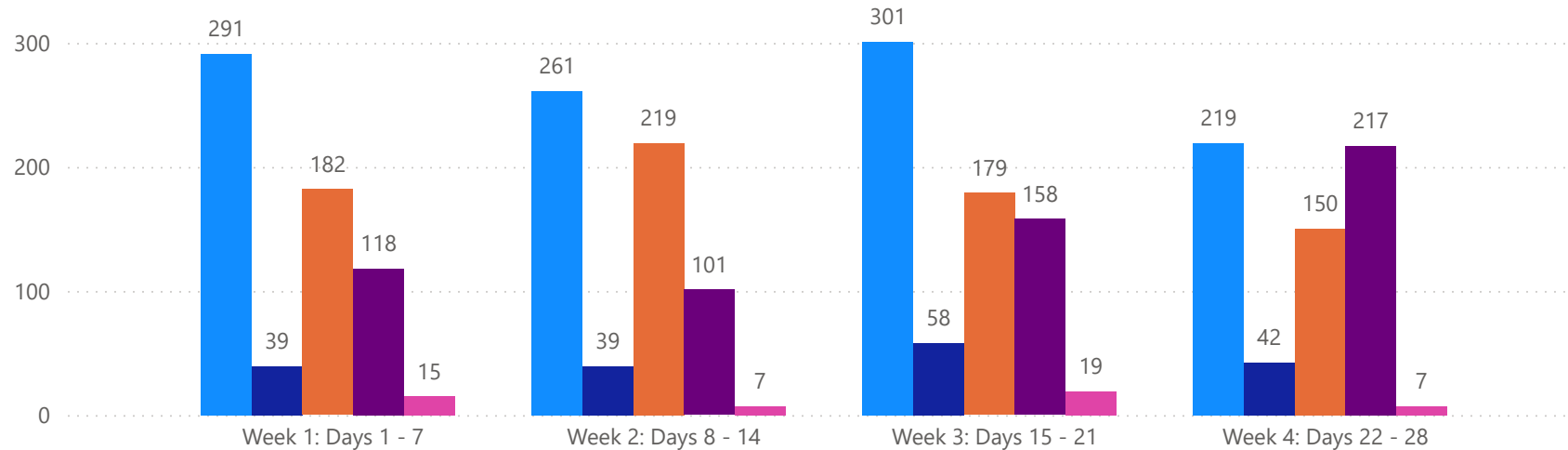


4 WEEK REAL ESTATE MARKET REPORT

MANATEE COUNTY - SINGLE FAMILY HOME

4/20/2025

MLSStatus ● Active ● Canceled ● Pending ● Sold ● Temporarily Off-Market



All data is current as of today, though some MLS statuses may have changed from prior days.

TOTALS

MLS Status	4 Week Total
Active	1072
Canceled	178
Pending	730
Sold	594
Temporarily Off-Market	48

DAILY MARKET CHANGE

Category	Sum of Manatee
Back on the Market	2
New Listings	6
Price Decrease	15
Price Increase	2

*Back on Market can be from these sources - Pending, Temp Off Market, Cancelled and Expired Listing)

7 DAY SOLD COMPARISON

Closed Prior Year	Volume	Count
Friday, April 18, 2025	\$8,555,890	15
Thursday, April 17, 2025	\$20,329,171	28
Wednesday, April 16, 2025	\$16,863,409	18
Tuesday, April 15, 2025	\$14,438,631	24
Monday, April 14, 2025	\$19,054,647	33
Total	\$79,241,748	118

Closed Prior Year	Volume	Count
Friday, April 19, 2024	\$31,175,899	39
Thursday, April 18, 2024	\$23,421,516	33
Wednesday, April 17, 2024	\$17,879,955	25
Tuesday, April 16, 2024	\$13,170,900	21
Monday, April 15, 2024	\$29,702,290	25
Sunday, April 14, 2024	\$400,000	1
Total	\$115,750,560	144

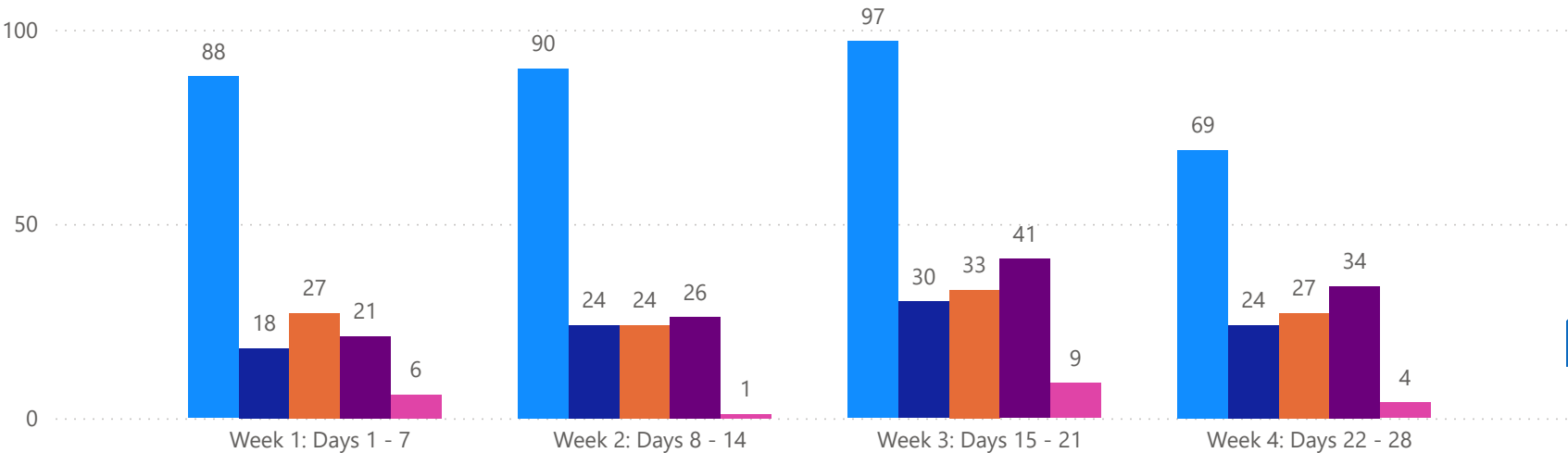


4 WEEK REAL ESTATE MARKET REPORT

MANATEE COUNTY - CONDO

4/20/2025

MLSStatus ● Active ● Canceled ● Pending ● Sold ● Temporarily Off-Market



TOTALS

MLS Status	4 Week Total
Active	344
Canceled	96
Pending	111
Sold	122
Temporarily Off-Market	20

DAILY MARKET CHANGE

Category	Sum of Manatee
Back on the Market	1
New Listings	0
Price Decrease	2
Price Increase	1

*Back on Market can be from these sources - Pending, Temp Off Market, Cancelled and Expired Listing)

7 DAY SOLD COMPARISON

Closed Prior Year	Volume	Count
Friday, April 18, 2025	\$969,997	4
Thursday, April 17, 2025	\$4,048,500	9
Wednesday, April 16, 2025	\$1,657,000	4
Tuesday, April 15, 2025	\$1,186,000	2
Monday, April 14, 2025	\$459,000	2
Total	\$8,320,497	21

Closed Prior Year	Volume	Count
Friday, April 19, 2024	\$2,412,000	6
Thursday, April 18, 2024	\$1,510,000	3
Wednesday, April 17, 2024	\$791,900	4
Tuesday, April 16, 2024	\$4,414,500	7
Monday, April 15, 2024	\$4,528,900	13
Total	\$13,657,300	33

