



4 WEEK REAL ESTATE MARKET REPORT

Monday, April 21, 2025

As of: Tuesday, April 22, 2025

- 1 Report Breakdown**
- 2 Cumulative Tampa Bay Report - Single Family Home**
- 3 Cumulative Tampa Bay Report - Condominium**
- 4 Pinellas County - Single Family Home**
- 5 Pinellas County - Condominium**
- 6 Pasco County - Single Family Home**
- 7 Pasco County - Condominium**
- 8 Hillsborough County - Single Family Home**
- 9 Hillsborough County - Condominium**
- 10 Sarasota County - Single Family Home**
- 11 Sarasota County - Condominium**
- 12 Manatee County - Single Family Home**
- 13 Manatee County - Condominium**

4 WEEK REAL ESTATE MARKET REPORT

REPORT BREAKDOWN

Monday, April 21, 2025

as of: 4/22/2025



Day 1	Monday, April 21, 2025
Day 2	Sunday, April 20, 2025
Day 3	Saturday, April 19, 2025
Day 4	Friday, April 18, 2025
Day 5	Thursday, April 17, 2025
Day 6	Tuesday, April 22, 2025
Day 7	Monday, April 21, 2025
Day 8	Sunday, April 20, 2025
Day 9	Saturday, April 19, 2025
Day 10	Friday, April 18, 2025
Day 11	Thursday, April 17, 2025
Day 12	Wednesday, April 16, 2025
Day 13	Tuesday, April 15, 2025
Day 14	Monday, April 14, 2025
Day 15	Sunday, April 13, 2025
Day 16	Saturday, April 12, 2025
Day 17	Friday, April 11, 2025
Day 18	Thursday, April 10, 2025
Day 19	Wednesday, April 9, 2025
Day 20	Tuesday, April 8, 2025
Day 21	Monday, April 7, 2025
Day 22	Sunday, April 6, 2025
Day 23	Saturday, April 5, 2025
Day 24	Friday, April 4, 2025
Day 25	Thursday, April 3, 2025
Day 26	Wednesday, April 2, 2025
Day 27	Tuesday, April 1, 2025
Day 28	Monday, March 31, 2025

REPORT BREAKDOWN

GRAPH:

Active - Newly listed during the date range
 Pending - Status changed to 'pending' during the date range
 Sold - Closed during the date range
 Canceled - Canceled during the date range
 Temp off Market - Status changed to 'temp' off market' during the date range
 The date ranges are not cumulative.
 Day 1: Monday, April 21, 2025
 Day 28: Monday, March 31, 2025

TOTALS:

4 Weeks: The summation of each date range (Day 1 - Day 28)

Market Changes

Day 1's New Listings, Price Increase, Price Decreases and Back on Market

Manatee County - Single Family Home

7 Day Sold Comparison

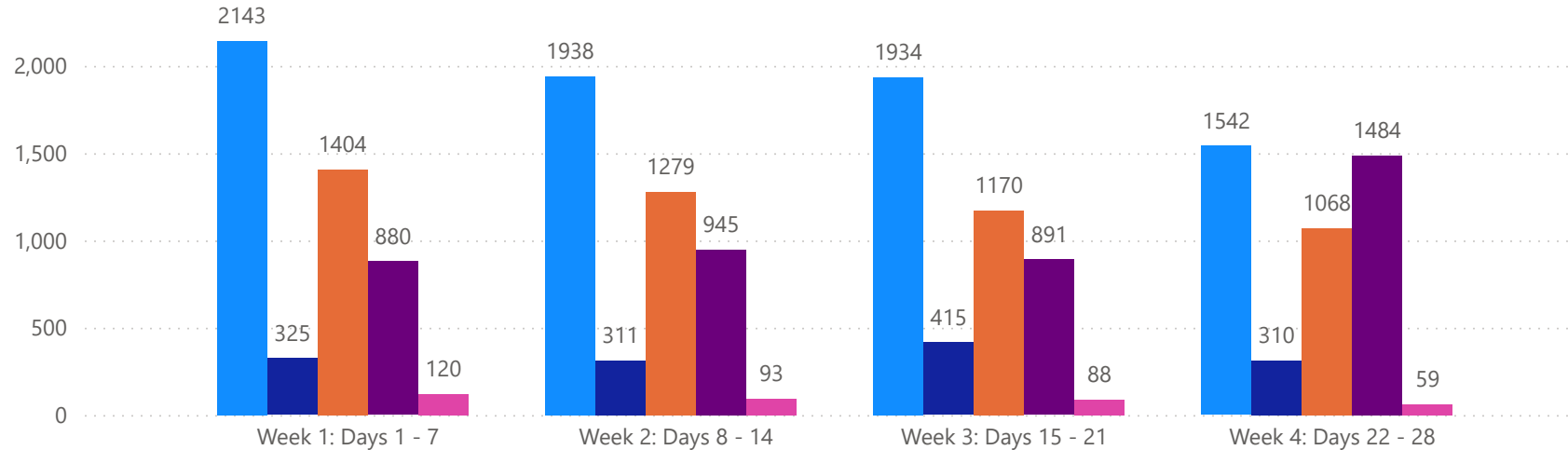
Compares the sold amount and volume in the last 7 days against the same timeframe in the prior year and days 8 - days 14.

4 WEEK REAL ESTATE MARKET REPORT

TAMPA BAY - SINGLE FAMILY HOME

4/21/2025

MLS Status ● Active ● Canceled ● Pending ● Sold ● Temporarily Off-Market



All data is current as of today, though some MLS statuses may have changed from prior days.

TOTALS

MLS Status	4 Week Total
Active	7557
Canceled	1361
Pending	4921
Sold	4200
Temporarily Off-Market	360

DAILY MARKET CHANGE

Category	Sum of Total
Back on the Market	66
New Listings	237
Price Decrease	531
Price Increase	26

*Back on Market can be from these sources - Pending, Temp Off Market, Cancelled and Expired Listing)

7 DAY SOLD COMPARISON

Closed Prior Year	Volume	Count
Monday, April 21, 2025	\$52,541,196	97
Saturday, April 19, 2025	\$700,298	2
Friday, April 18, 2025	\$111,440,484	214
Thursday, April 17, 2025	\$117,373,140	208
Wednesday, April 16, 2025	\$88,859,512	150
Tuesday, April 15, 2025	\$114,852,411	209
Total	\$485,767,041	880

Closed Prior Year	Volume	Count
Saturday, April 20, 2024	\$4,230,628	10
Friday, April 19, 2024	\$236,986,312	337
Thursday, April 18, 2024	\$107,428,081	180
Wednesday, April 17, 2024	\$92,215,090	155
Tuesday, April 16, 2024	\$96,032,419	159
Monday, April 15, 2024	\$151,038,141	240
Sunday, April 14, 2024	\$2,046,900	6
Total	\$689,977,571	1087

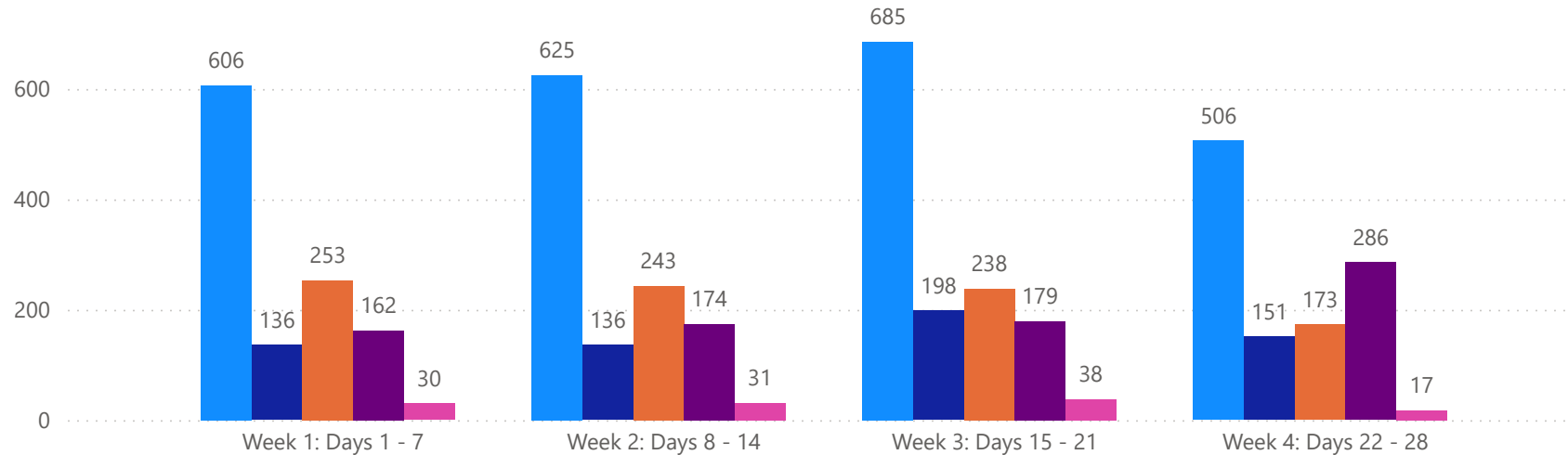


4 WEEK REAL ESTATE MARKET REPORT

TAMPA BAY - CONDO

4/21/2025

MLSStatus ● Active ● Canceled ● Pending ● Sold ● Temporarily Off-Market



All data is current as of today, though some MLS statuses may have changed from prior days.

TOTALS

MLS Status	4 Week Total
Active	2422
Canceled	621
Pending	907
Sold	801
Temporarily Off-Market	116

DAILY MARKET CHANGE

Category	Sum of Total
Back on the Market	19
New Listings	47
Price Decrease	132
Price Increase	4

*Back on Market can be from these sources - Pending, Temp Off Market, Cancelled and Expired Listing)

7 DAY SOLD COMPARISON

Closed Prior Year	Volume	Count
Monday, April 21, 2025	\$11,855,500	23
Friday, April 18, 2025	\$10,442,597	30
Thursday, April 17, 2025	\$13,861,900	36
Wednesday, April 16, 2025	\$20,296,400	38
Tuesday, April 15, 2025	\$14,716,872	35
Total	\$71,173,269	162

Closed Prior Year	Volume	Count
Saturday, April 20, 2024	\$200,000	1
Friday, April 19, 2024	\$36,119,100	73
Thursday, April 18, 2024	\$21,700,100	37
Wednesday, April 17, 2024	\$18,335,400	47
Tuesday, April 16, 2024	\$20,722,203	40
Monday, April 15, 2024	\$38,774,000	74
Total	\$135,850,803	272

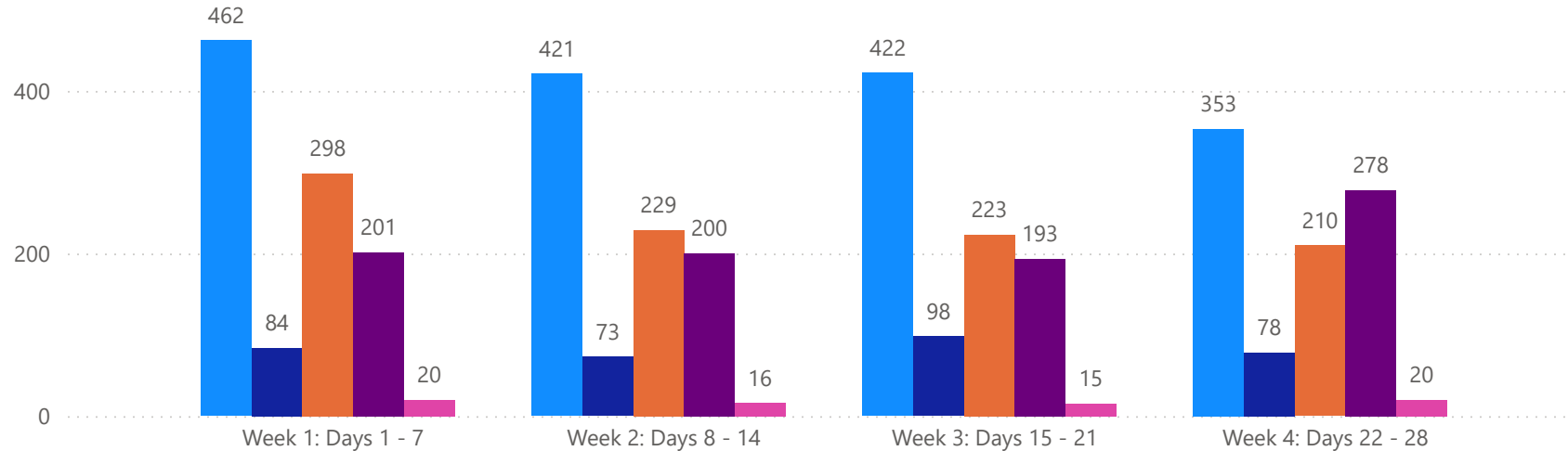


4 WEEK REAL ESTATE MARKET REPORT

PINELLAS COUNTY - SINGLE FAMILY HOME

4/21/2025

MLS Status ● Active ● Canceled ● Pending ● Sold ● Temporarily Off-Market



All data is current as of today, though some MLS statuses may have changed from prior days.

TOTALS

MLS Status	4 Week Total
Active	1658
Canceled	333
Pending	960
Sold	872
Temporarily Off-Market	71

DAILY MARKET CHANGE

Category	Sum of Pinellas
Back on the Market	19
New Listings	45
Price Decrease	116
Price Increase	1

*Back on Market can be from these sources - Pending, Temp Off Market, Cancelled and Expired Listing)

7 DAY SOLD COMPARISON

Closed Prior Year	Volume	Count
Monday, April 21, 2025	\$11,359,900	22
Saturday, April 19, 2025	\$425,000	1
Friday, April 18, 2025	\$23,466,500	41
Thursday, April 17, 2025	\$31,752,736	49
Wednesday, April 16, 2025	\$16,176,499	30
Tuesday, April 15, 2025	\$34,383,599	58
Total	\$117,564,234	201

Closed Prior Year	Volume	Count
Saturday, April 20, 2024	\$685,000	1
Friday, April 19, 2024	\$54,514,069	82
Thursday, April 18, 2024	\$18,021,849	28
Wednesday, April 17, 2024	\$16,918,700	30
Tuesday, April 16, 2024	\$27,934,850	37
Monday, April 15, 2024	\$34,900,285	51
Total	\$152,974,753	229

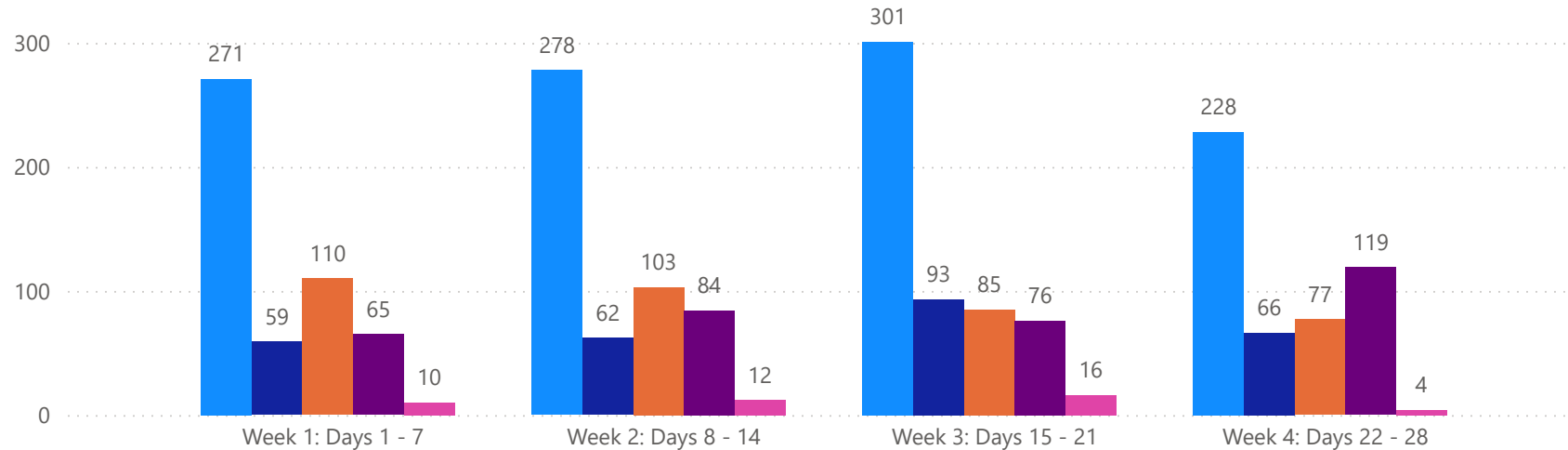


4 WEEK REAL ESTATE MARKET REPORT

PINELLAS COUNTY - CONDO

4/21/2025

MLSStatus ● Active ● Canceled ● Pending ● Sold ● Temporarily Off-Market



All data is current as of today, though some MLS statuses may have changed from prior days.

TOTALS

MLS Status	4 Week Total
Active	1078
Canceled	280
Pending	375
Sold	344
Temporarily Off-Market	42

DAILY MARKET CHANGE

Category	Sum of Pinellas
Back on the Market	6
New Listings	19
Price Decrease	53
Price Increase	2

*Back on Market can be from these sources - Pending, Temp Off Market, Cancelled and Expired Listing)

7 DAY SOLD COMPARISON

Closed Prior Year	Volume	Count	Closed Prior Year	Volume	Count
Monday, April 21, 2025	\$2,440,000	5	Friday, April 19, 2024	\$12,452,400	29
Friday, April 18, 2025	\$3,772,200	10	Thursday, April 18, 2024	\$4,905,600	12
Thursday, April 17, 2025	\$4,457,900	16	Wednesday, April 17, 2024	\$6,847,000	23
Wednesday, April 16, 2025	\$10,092,000	19	Tuesday, April 16, 2024	\$6,812,000	11
Tuesday, April 15, 2025	\$3,699,520	15	Monday, April 15, 2024	\$13,625,400	24
Total	\$24,461,620	65	Total	\$44,642,400	99

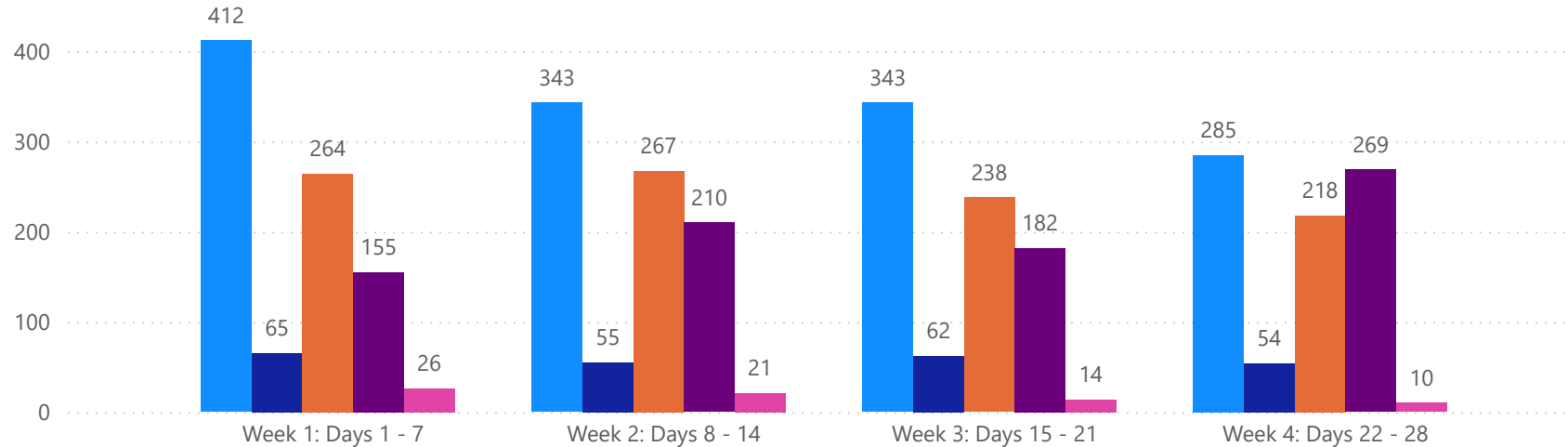


4 WEEK REAL ESTATE MARKET REPORT

PASCO COUNTY - SINGLE FAMILY HOME

4/21/2025

MLSStatus ● Active ● Canceled ● Pending ● Sold ● Temporarily Off-Market



All data is current as of today, though some MLS statuses may have changed from prior days.

TOTALS

MLS Status	4 Week Total
Active	1383
Canceled	236
Pending	987
Sold	816
Temporarily Off-Market	71

DAILY MARKET CHANGE

Category	Sum of Pasco
Back on the Market	10
New Listings	55
Price Decrease	105
Price Increase	8

*Back on Market can be from these sources - Pending, Temp Off Market, Cancelled and Expired Listing)

7 DAY SOLD COMPARISON

Closed Prior Year	Volume	Count
Monday, April 21, 2025	\$5,368,775	15
Friday, April 18, 2025	\$19,726,681	49
Thursday, April 17, 2025	\$13,864,705	36
Wednesday, April 16, 2025	\$12,234,320	28
Tuesday, April 15, 2025	\$11,666,526	27
Total	\$62,861,007	155

Closed Prior Year	Volume	Count
Saturday, April 20, 2024	\$1,856,648	5
Friday, April 19, 2024	\$26,050,748	58
Thursday, April 18, 2024	\$13,985,435	32
Wednesday, April 17, 2024	\$12,236,010	28
Tuesday, April 16, 2024	\$12,193,783	34
Monday, April 15, 2024	\$15,473,038	40
Total	\$81,795,662	197

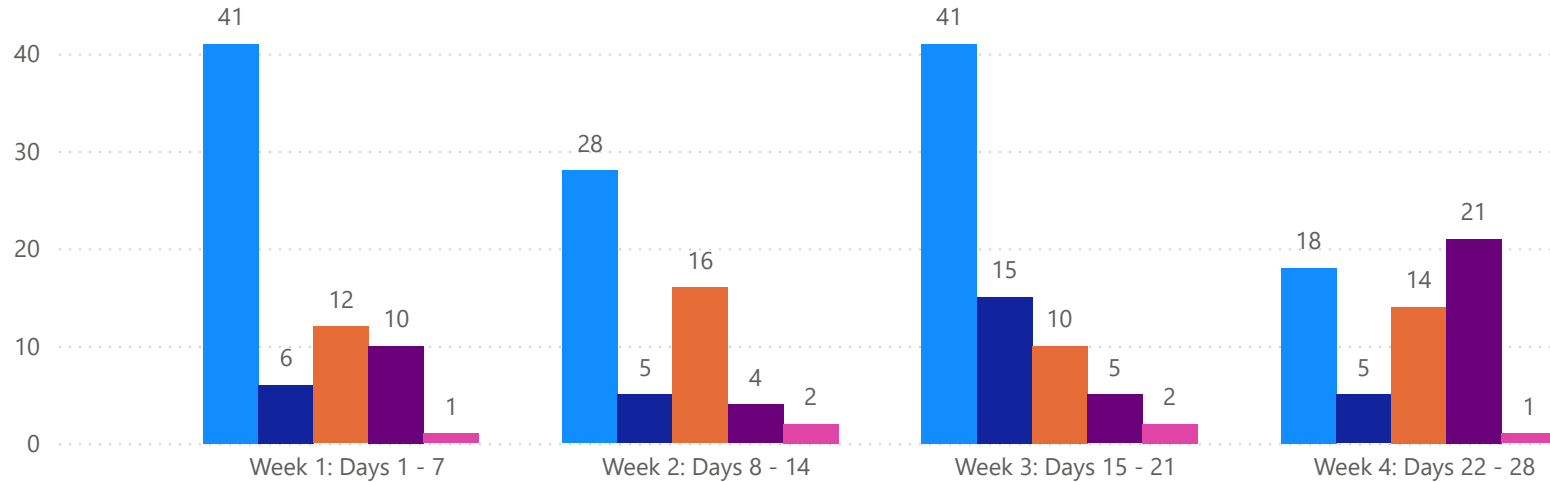


4 WEEK REAL ESTATE MARKET REPORT

PASCO COUNTY - CONDO

4/21/2025

MLS Status ● Active ● Canceled ● Pending ● Sold ● Temporarily Off-Market



All data is current as of today, though some MLS statuses may have changed from prior days.

TOTALS

MLS Status	4 Week Total
Active	128
Canceled	31
Pending	52
Sold	40
Temporarily Off-Market	6

DAILY MARKET CHANGE

Category	Sum of Pasco
Back on the Market	2
New Listings	6
Price Decrease	6
Price Increase	0

*Back on Market can be from these sources - Pending, Temp Off Market, Cancelled and Expired Listing)

7 DAY SOLD COMPARISON

Closed Prior Year	Volume	Count
Monday, April 21, 2025	\$595,000	3
Friday, April 18, 2025	\$358,900	2
Thursday, April 17, 2025	\$383,000	3
Wednesday, April 16, 2025	\$160,000	1
Tuesday, April 15, 2025	\$42,000	1
Total	\$1,538,900	10

Closed Prior Year	Volume	Count
Saturday, April 20, 2024	\$200,000	1
Friday, April 19, 2024	\$507,900	4
Thursday, April 18, 2024	\$210,000	1
Wednesday, April 17, 2024	\$430,000	3
Tuesday, April 16, 2024	\$887,000	5
Monday, April 15, 2024	\$587,800	3
Total	\$2,822,700	17

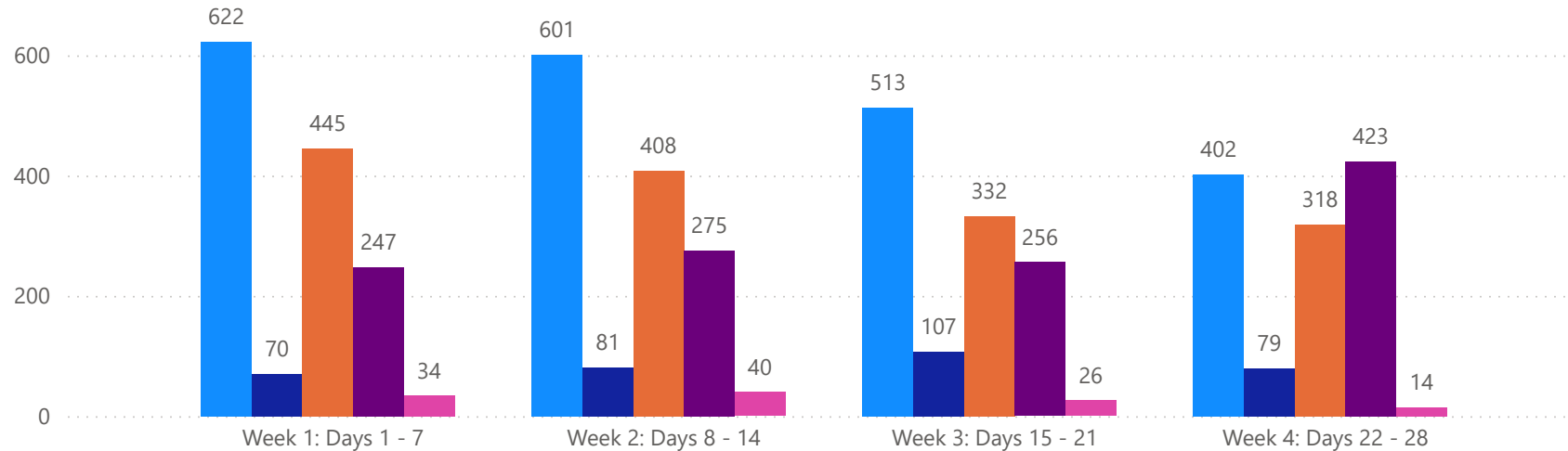


4 WEEK REAL ESTATE MARKET REPORT

HILLSBOROUGH COUNTY - SINGLE FAMILY HOME

4/21/2025

MLSStatus ● Active ● Canceled ● Pending ● Sold ● Temporarily Off-Market



All data is current as of today, though some MLS statuses may have changed from prior days.

TOTALS

MLS Status	4 Week Total
Active	2138
Canceled	337
Pending	1503
Sold	1201
Temporarily Off-Market	114

DAILY MARKET CHANGE

Category	Sum of Hillsborough	*Back on Market can be from these sources - Pending, Temp Off Market, Cancelled and Expired Listing)
Back on the Market	20	
New Listings	70	
Price Decrease	126	
Price Increase	14	

7 DAY SOLD COMPARISON

Closed Prior Year	Volume	Count	Closed Prior Year	Volume	Count
Monday, April 21, 2025	\$19,052,275	37	Saturday, April 20, 2024	\$851,000	2
Friday, April 18, 2025	\$30,265,385	61	Friday, April 19, 2024	\$53,562,707	91
Thursday, April 17, 2025	\$31,421,988	61	Thursday, April 18, 2024	\$31,874,749	59
Wednesday, April 16, 2025	\$24,420,680	40	Wednesday, April 17, 2024	\$32,114,619	49
Tuesday, April 15, 2025	\$25,330,938	48	Tuesday, April 16, 2024	\$25,040,040	39
Total	\$130,491,266	247	Monday, April 15, 2024	\$35,818,340	73
			Sunday, April 14, 2024	\$1,110,000	4
			Total	\$180,371,455	317

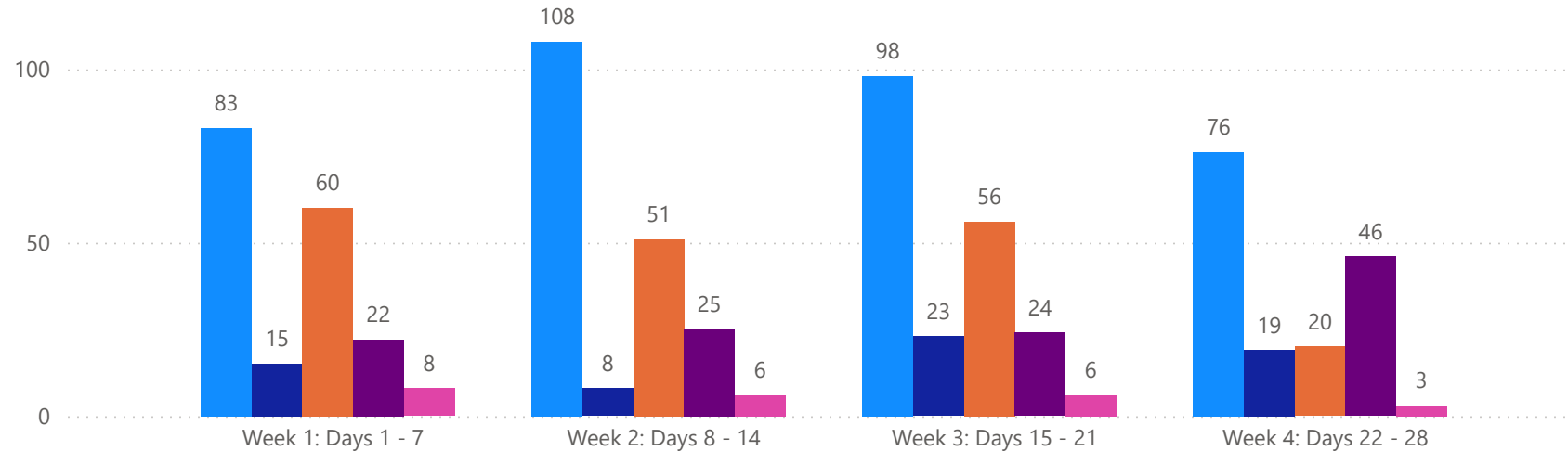


4 WEEK REAL ESTATE MARKET REPORT

HILLSBOROUGH COUNTY - CONDO

4/21/2025

MLSStatus ● Active ● Canceled ● Pending ● Sold ● Temporarily Off-Market



All data is current as of today, though some MLS statuses may have changed from prior days.

TOTALS

MLS Status	4 Week Total
Active	365
Canceled	65
Pending	187
Sold	117
Temporarily Off-Market	23

DAILY MARKET CHANGE

Category	Sum of Hillsborough	
Back on the Market	2	*Back on Market can be from these sources - Pending, Temp Off Market, Cancelled and Expired Listing)
New Listings	1	
Price Decrease	16	
Price Increase	0	

7 DAY SOLD COMPARISON

Closed Prior Year	Volume	Count	Closed Prior Year	Volume	Count
Monday, April 21, 2025	\$911,500	4	Friday, April 19, 2024	\$5,649,800	20
Friday, April 18, 2025	\$1,431,000	5	Thursday, April 18, 2024	\$1,403,000	6
Thursday, April 17, 2025	\$715,000	2	Wednesday, April 17, 2024	\$624,000	2
Wednesday, April 16, 2025	\$997,400	5	Tuesday, April 16, 2024	\$1,213,000	5
Tuesday, April 15, 2025	\$1,559,000	6	Monday, April 15, 2024	\$4,317,000	15
Total	\$5,613,900	22	Total	\$13,206,800	48

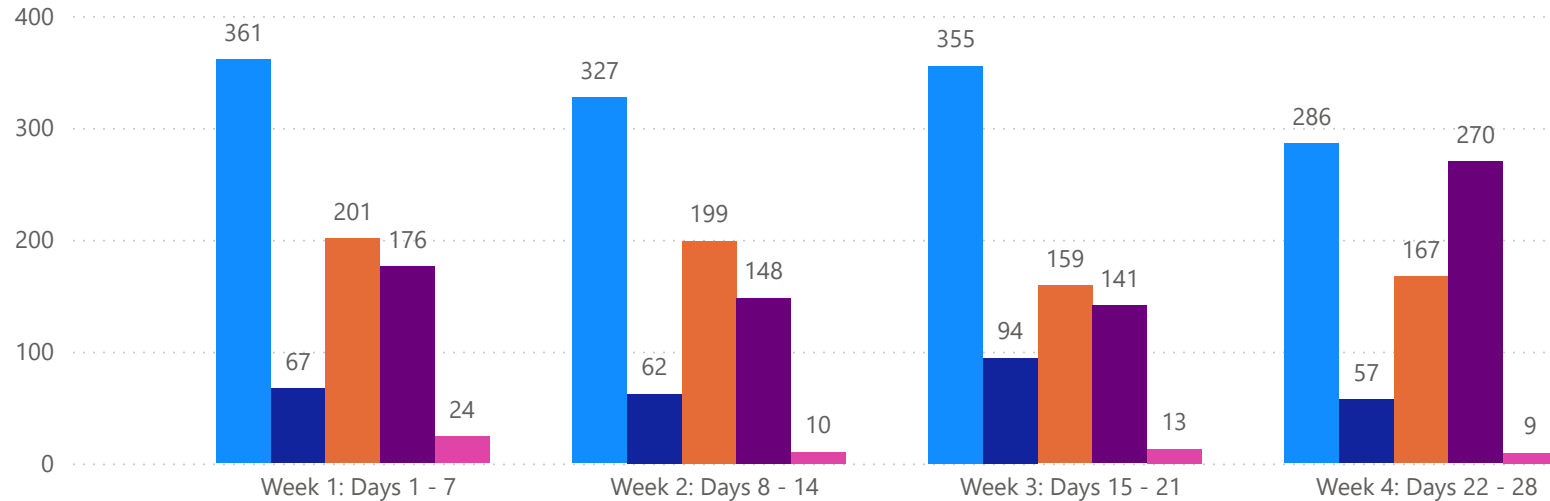


4 WEEK REAL ESTATE MARKET REPORT

SARASOTA COUNTY - SINGLE FAMILY HOME

4/21/2025

MLS Status ● Active ● Canceled ● Pending ● Sold ● Temporarily Off-Market



All data is current as of today, though some MLS statuses may have changed from prior days.

TOTALS

MLS Status	4 Week Total
Active	1329
Canceled	280
Pending	726
Sold	735
Temporarily Off-Market	56

DAILY MARKET CHANGE

Category	Sum of Sarasota
Back on the Market	10
New Listings	40
Price Decrease	98
Price Increase	2

*Back on Market can be from these sources - Pending, Temp Off Market, Cancelled and Expired Listing)

7 DAY SOLD COMPARISON

Closed Prior Year	Volume	Count
Monday, April 21, 2025	\$10,634,585	14
Saturday, April 19, 2025	\$275,298	1
Friday, April 18, 2025	\$28,270,361	45
Thursday, April 17, 2025	\$18,016,640	30
Wednesday, April 16, 2025	\$19,164,604	34
Tuesday, April 15, 2025	\$29,032,717	52
Total	\$105,394,205	176

Closed Prior Year	Volume	Count
Friday, April 19, 2024	\$71,682,889	67
Thursday, April 18, 2024	\$20,124,532	28
Wednesday, April 17, 2024	\$13,065,806	23
Tuesday, April 16, 2024	\$17,692,846	28
Monday, April 15, 2024	\$35,144,188	51
Sunday, April 14, 2024	\$536,900	1
Total	\$158,247,161	198

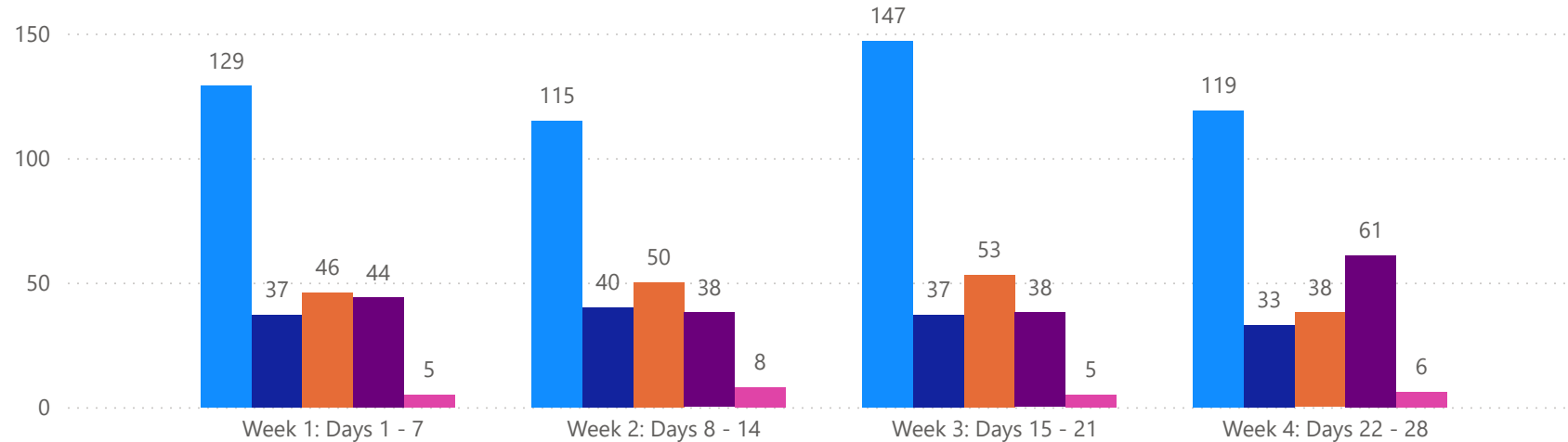


4 WEEK REAL ESTATE MARKET REPORT

SARASOTA COUNTY - CONDO

4/21/2025

MLS Status ● Active ● Canceled ● Pending ● Sold ● Temporarily Off-Market



All data is current as of today, though some MLS statuses may have changed from prior days.

TOTALS

MLS Status	4 Week Total
Active	510
Canceled	147
Pending	187
Sold	181
Temporarily Off-Market	24

DAILY MARKET CHANGE

Category	Sum of Sarasota
Back on the Market	7
New Listings	16
Price Decrease	39
Price Increase	2

*Back on Market can be from these sources - Pending, Temp Off Market, Cancelled and Expired Listing)

7 DAY SOLD COMPARISON

Closed Prior Year	Volume	Count	Closed Prior Year	Volume	Count
Monday, April 21, 2025	\$7,417,000	9	Friday, April 19, 2024	\$15,097,000	14
Friday, April 18, 2025	\$3,910,500	9	Thursday, April 18, 2024	\$13,671,500	15
Thursday, April 17, 2025	\$4,257,500	6	Wednesday, April 17, 2024	\$9,642,500	15
Wednesday, April 16, 2025	\$7,390,000	9	Tuesday, April 16, 2024	\$7,395,703	12
Tuesday, April 15, 2025	\$8,230,352	11	Monday, April 15, 2024	\$15,714,900	19
Total	\$31,205,352	44	Total	\$61,521,603	75

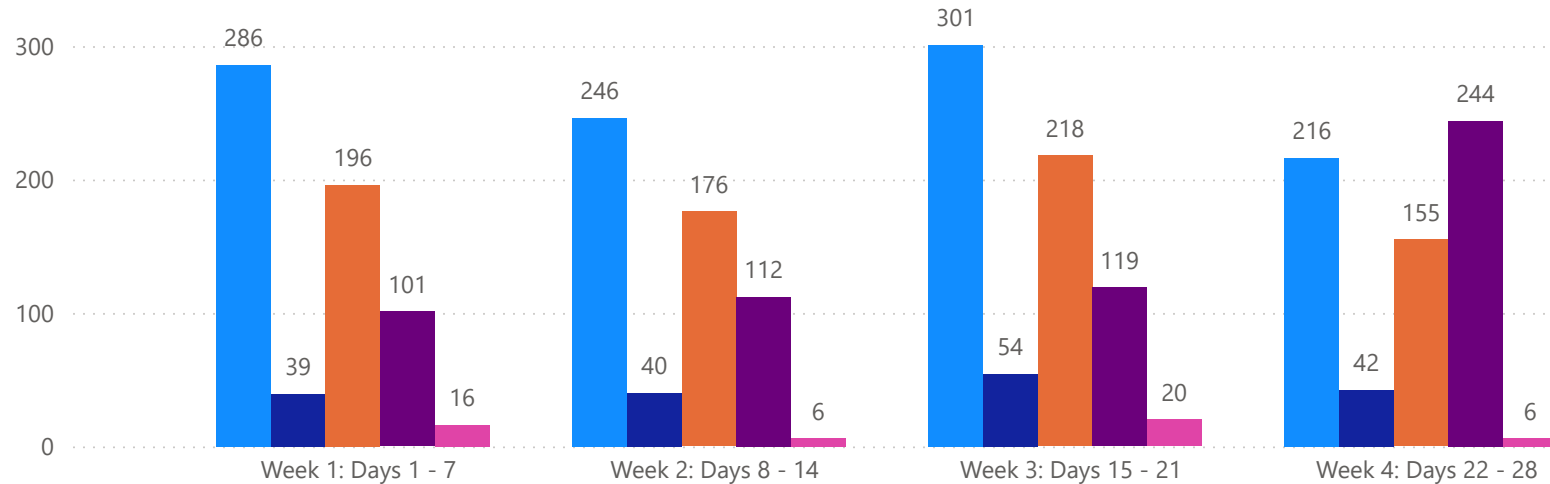


4 WEEK REAL ESTATE MARKET REPORT

MANATEE COUNTY - SINGLE FAMILY HOME

4/21/2025

MLS Status ● Active ● Canceled ● Pending ● Sold ● Temporarily Off-Market



All data is current as of today, though some MLS statuses may have changed from prior days.

TOTALS

MLS Status	4 Week Total
Active	1049
Canceled	175
Pending	745
Sold	576
Temporarily Off-Market	48

DAILY MARKET CHANGE

Category	Sum of Manatee
Back on the Market	7
New Listings	27
Price Decrease	86
Price Increase	1

*Back on Market can be from these sources - Pending, Temp Off Market, Cancelled and Expired Listing)

7 DAY SOLD COMPARISON

Closed Prior Year	Volume	Count
Monday, April 21, 2025	\$6,125,661	9
Friday, April 18, 2025	\$9,711,557	18
Thursday, April 17, 2025	\$22,317,071	32
Wednesday, April 16, 2025	\$16,863,409	18
Tuesday, April 15, 2025	\$14,438,631	24
Total	\$69,456,329	101

Closed Prior Year	Volume	Count
Saturday, April 20, 2024	\$837,980	2
Friday, April 19, 2024	\$31,175,899	39
Thursday, April 18, 2024	\$23,421,516	33
Wednesday, April 17, 2024	\$17,879,955	25
Tuesday, April 16, 2024	\$13,170,900	21
Monday, April 15, 2024	\$29,702,290	25
Sunday, April 14, 2024	\$400,000	1
Total	\$116,588,540	146

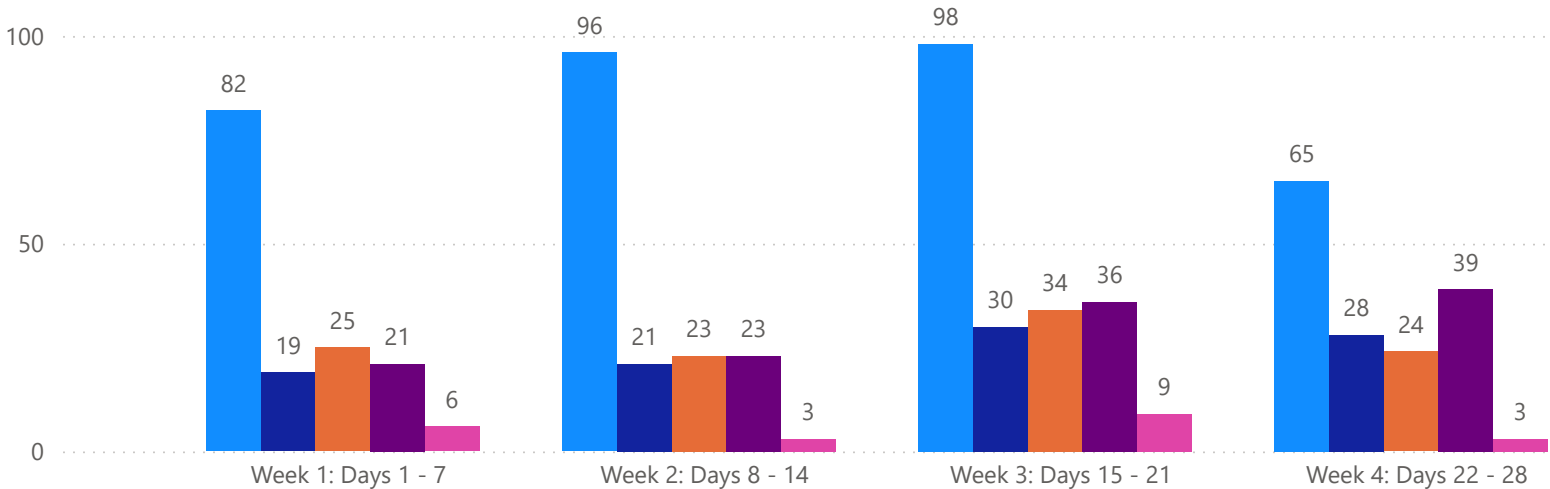


4 WEEK REAL ESTATE MARKET REPORT

MANATEE COUNTY - CONDO

4/21/2025

MLSStatus ● Active ● Canceled ● Pending ● Sold ● Temporarily Off-Market



TOTALS

MLS Status	4 Week Total
Active	341
Canceled	98
Pending	106
Sold	119
Temporarily Off-Market	21

DAILY MARKET CHANGE

Category	Sum of Manatee
Back on the Market	2
New Listings	5
Price Decrease	18
Price Increase	0

*Back on Market can be from these sources - Pending, Temp Off Market, Cancelled and Expired Listing)

7 DAY SOLD COMPARISON

Closed Prior Year	Volume	Count
Monday, April 21, 2025	\$492,000	2
Friday, April 18, 2025	\$969,997	4
Thursday, April 17, 2025	\$4,048,500	9
Wednesday, April 16, 2025	\$1,657,000	4
Tuesday, April 15, 2025	\$1,186,000	2
Total	\$8,353,497	21

Closed Prior Year	Volume	Count
Friday, April 19, 2024	\$2,412,000	6
Thursday, April 18, 2024	\$1,510,000	3
Wednesday, April 17, 2024	\$791,900	4
Tuesday, April 16, 2024	\$4,414,500	7
Monday, April 15, 2024	\$4,528,900	13
Total	\$13,657,300	33

