



4 WEEK REAL ESTATE MARKET REPORT

Tuesday, April 22, 2025

As of: Wednesday, April 23, 2025

- 1 Report Breakdown**
- 2 Cumulative Tampa Bay Report - Single Family Home**
- 3 Cumulative Tampa Bay Report - Condominium**
- 4 Pinellas County - Single Family Home**
- 5 Pinellas County - Condominium**
- 6 Pasco County - Single Family Home**
- 7 Pasco County - Condominium**
- 8 Hillsborough County - Single Family Home**
- 9 Hillsborough County - Condominium**
- 10 Sarasota County - Single Family Home**
- 11 Sarasota County - Condominium**
- 12 Manatee County - Single Family Home**
- 13 Manatee County - Condominium**

4 WEEK REAL ESTATE MARKET REPORT

REPORT BREAKDOWN

Tuesday, April 22, 2025

as of: 4/23/2025



Day 1	Tuesday, April 22, 2025
Day 2	Monday, April 21, 2025
Day 3	Sunday, April 20, 2025
Day 4	Saturday, April 19, 2025
Day 5	Friday, April 18, 2025
Day 6	Wednesday, April 23, 2025
Day 7	Tuesday, April 22, 2025
Day 8	Monday, April 21, 2025
Day 9	Sunday, April 20, 2025
Day 10	Saturday, April 19, 2025
Day 11	Friday, April 18, 2025
Day 12	Thursday, April 17, 2025
Day 13	Wednesday, April 16, 2025
Day 14	Tuesday, April 15, 2025
Day 15	Monday, April 14, 2025
Day 16	Sunday, April 13, 2025
Day 17	Saturday, April 12, 2025
Day 18	Friday, April 11, 2025
Day 19	Thursday, April 10, 2025
Day 20	Wednesday, April 9, 2025
Day 21	Tuesday, April 8, 2025
Day 22	Monday, April 7, 2025
Day 23	Sunday, April 6, 2025
Day 24	Saturday, April 5, 2025
Day 25	Friday, April 4, 2025
Day 26	Thursday, April 3, 2025
Day 27	Wednesday, April 2, 2025
Day 28	Tuesday, April 1, 2025

REPORT BREAKDOWN

GRAPH:

Active - Newly listed during the date range
 Pending - Status changed to 'pending' during the date range
 Sold - Closed during the date range
 Canceled - Canceled during the date range
 Temp off Market - Status changed to 'temp' off market' during the date range

The date ranges are not cumulative.
 Day 1: Tuesday, April 22, 2025
 Day 28: Tuesday, April 1, 2025

TOTALS:

4 Weeks: The summation of each date range (Day 1 - Day 28)

Market Changes

Day 1's New Listings, Price Increase, Price Decreases and Back on Market

Manatee County - Single Family Home

7 Day Sold Comparison

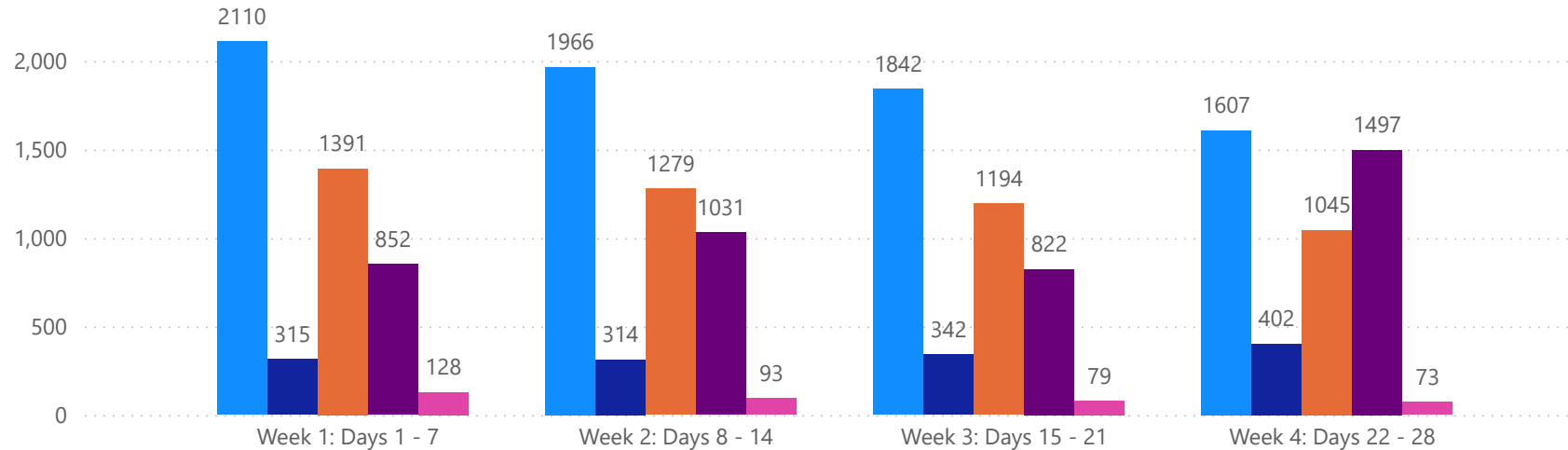
Compares the sold amount and volume in the last 7 days against the same timeframe in the prior year and days 8 - days 14.

4 WEEK REAL ESTATE MARKET REPORT

TAMPA BAY - SINGLE FAMILY HOME

4/22/2025

MLS Status ● Active ● Canceled ● Pending ● Sold ● Temporarily Off-Market



All data is current as of today, though some MLS statuses may have changed from prior days.

TOTALS

MLS Status	4 Week Total
Active	7525
Canceled	1373
Pending	4909
Sold	4202
Temporarily Off-Market	373

DAILY MARKET CHANGE

Category	Sum of Total
Back on the Market	56
New Listings	222
Price Decrease	490
Price Increase	42

*Back on Market can be from these sources - Pending, Temp Off Market, Cancelled and Expired Listing)

7 DAY SOLD COMPARISON

Closed Prior Year	Volume	Count
Tuesday, April 22, 2025	\$63,625,571	103
Monday, April 21, 2025	\$81,702,295	151
Saturday, April 19, 2025	\$700,298	2
Friday, April 18, 2025	\$123,678,429	238
Thursday, April 17, 2025	\$117,373,140	208
Wednesday, April 16, 2025	\$88,859,512	150
Total	\$475,939,245	852

Closed Prior Year	Volume	Count
Sunday, April 21, 2024	\$591,729	2
Saturday, April 20, 2024	\$4,230,628	10
Friday, April 19, 2024	\$236,986,312	337
Thursday, April 18, 2024	\$107,428,081	180
Wednesday, April 17, 2024	\$92,215,090	155
Tuesday, April 16, 2024	\$96,032,419	159
Monday, April 15, 2024	\$151,038,141	240
Total	\$688,522,400	1083

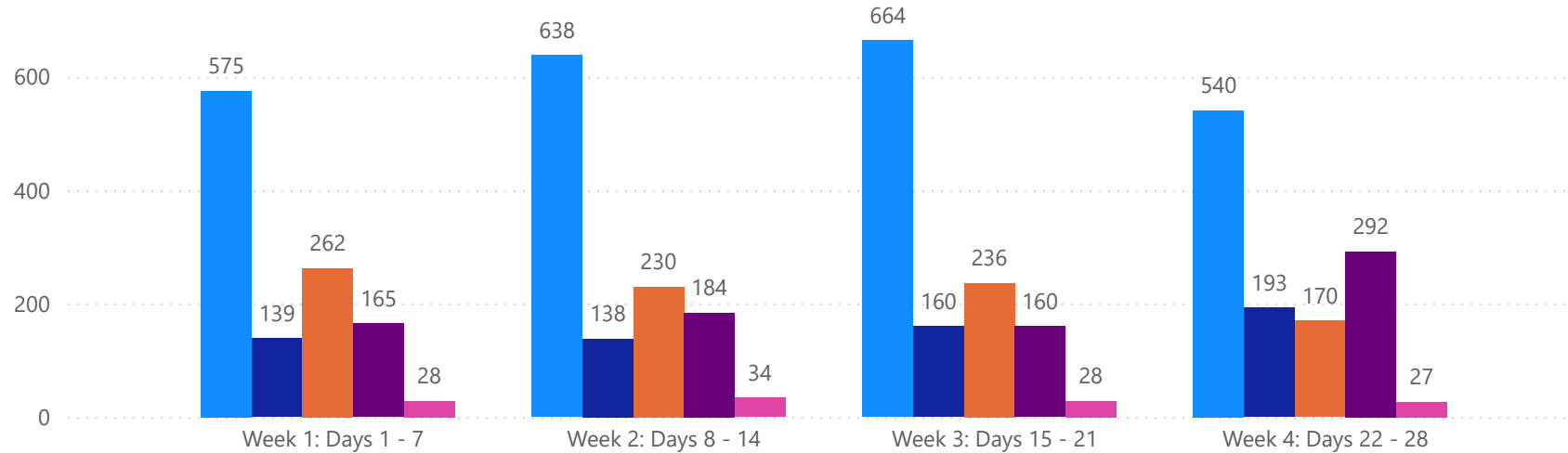


4 WEEK REAL ESTATE MARKET REPORT

TAMPA BAY - CONDO

4/22/2025

MLS Status ● Active ● Canceled ● Pending ● Sold ● Temporarily Off-Market



All data is current as of today, though some MLS statuses may have changed from prior days.

TOTALS

MLS Status	4 Week Total
Active	2417
Canceled	630
Pending	898
Sold	801
Temporarily Off-Market	117

DAILY MARKET CHANGE

Category	Sum of Total
Back on the Market	17
New Listings	44
Price Decrease	146
Price Increase	6

*Back on Market can be from these sources - Pending, Temp Off Market, Cancelled and Expired Listing)

7 DAY SOLD COMPARISON

Closed Prior Year	Volume	Count
Tuesday, April 22, 2025	\$10,206,900	25
Monday, April 21, 2025	\$16,493,200	31
Saturday, April 19, 2025	\$131,000	1
Friday, April 18, 2025	\$10,951,597	33
Thursday, April 17, 2025	\$14,636,900	37
Wednesday, April 16, 2025	\$20,296,400	38
Total	\$72,715,997	165

Closed Prior Year	Volume	Count
Saturday, April 20, 2024	\$200,000	1
Friday, April 19, 2024	\$36,119,100	73
Thursday, April 18, 2024	\$21,700,100	37
Wednesday, April 17, 2024	\$18,335,400	47
Tuesday, April 16, 2024	\$20,722,203	40
Monday, April 15, 2024	\$38,774,000	74
Total	\$135,850,803	272

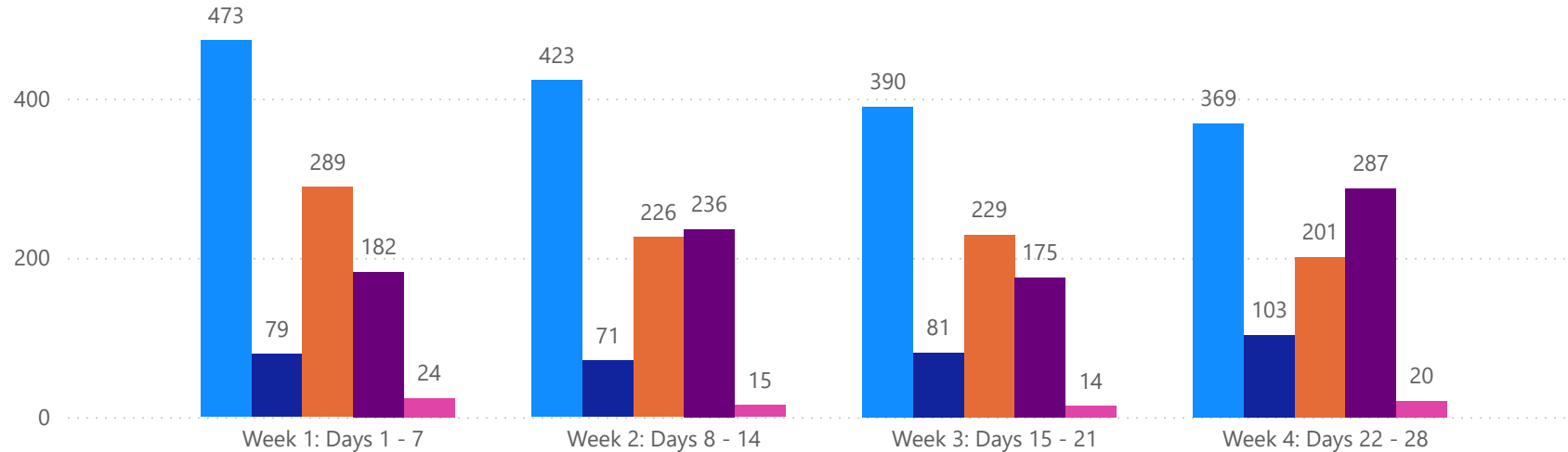


4 WEEK REAL ESTATE MARKET REPORT

PINELLAS COUNTY - SINGLE FAMILY HOME

4/22/2025

MLS Status ● Active ● Canceled ● Pending ● Sold ● Temporarily Off-Market



All data is current as of today, though some MLS statuses may have changed from prior days.

TOTALS

MLS Status	4 Week Total
Active	1655
Canceled	334
Pending	945
Sold	880
Temporarily Off-Market	73

DAILY MARKET CHANGE

Category	Sum of Pinellas
Back on the Market	20
New Listings	40
Price Decrease	111
Price Increase	6

*Back on Market can be from these sources - Pending, Temp Off Market, Cancelled and Expired Listing)

7 DAY SOLD COMPARISON

Closed Prior Year	Volume	Count
Tuesday, April 22, 2025	\$9,687,400	17
Monday, April 21, 2025	\$18,015,785	36
Saturday, April 19, 2025	\$425,000	1
Friday, April 18, 2025	\$28,552,500	49
Thursday, April 17, 2025	\$31,752,736	49
Wednesday, April 16, 2025	\$16,176,499	30
Total	\$104,609,920	182

Closed Prior Year	Volume	Count
Sunday, April 21, 2024	\$219,000	1
Saturday, April 20, 2024	\$685,000	1
Friday, April 19, 2024	\$54,514,069	82
Thursday, April 18, 2024	\$18,021,849	28
Wednesday, April 17, 2024	\$16,918,700	30
Tuesday, April 16, 2024	\$27,934,850	37
Monday, April 15, 2024	\$34,900,285	51
Total	\$153,193,753	230

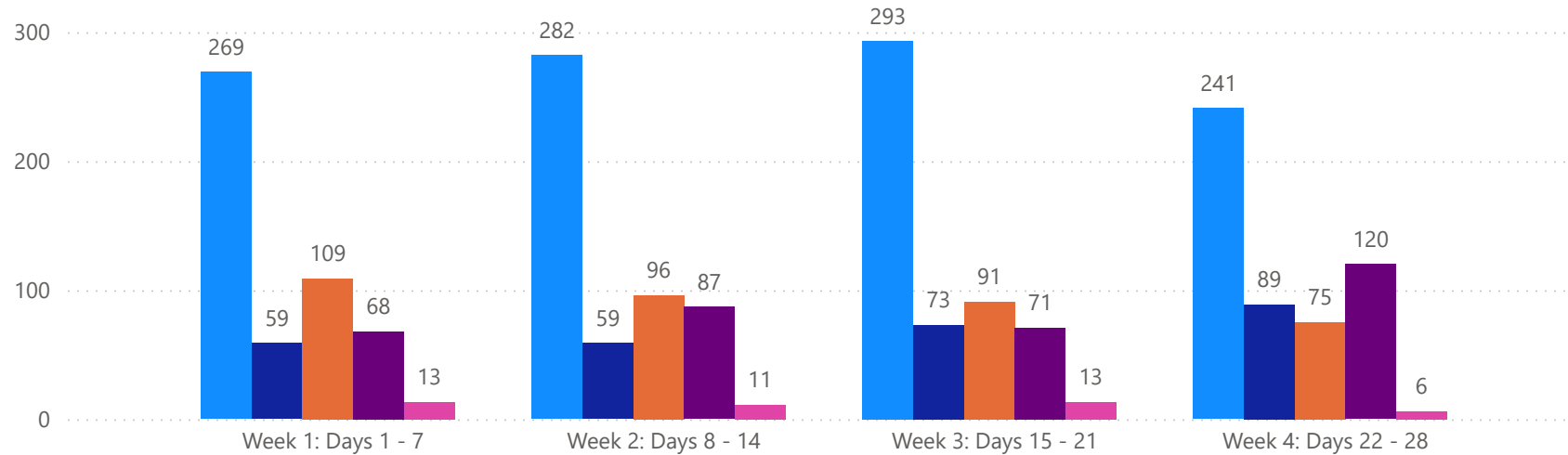


4 WEEK REAL ESTATE MARKET REPORT

PINELLAS COUNTY - CONDO

4/22/2025

MLS Status ● Active ● Canceled ● Pending ● Sold ● Temporarily Off-Market



All data is current as of today, though some MLS statuses may have changed from prior days.

TOTALS

MLS Status	4 Week Total
Active	1085
Canceled	280
Pending	371
Sold	346
Temporarily Off-Market	43

DAILY MARKET CHANGE

Category	Sum of Pinellas
Back on the Market	6
New Listings	20
Price Decrease	68
Price Increase	2

*Back on Market can be from these sources - Pending, Temp Off Market, Cancelled and Expired Listing)

7 DAY SOLD COMPARISON

Closed Prior Year	Volume	Count	Closed Prior Year	Volume	Count
Tuesday, April 22, 2025	\$3,952,000	10	Friday, April 19, 2024	\$12,452,400	29
Monday, April 21, 2025	\$4,532,700	10	Thursday, April 18, 2024	\$4,905,600	12
Saturday, April 19, 2025	\$131,000	1	Wednesday, April 17, 2024	\$6,847,000	23
Friday, April 18, 2025	\$4,111,200	12	Tuesday, April 16, 2024	\$6,812,000	11
Thursday, April 17, 2025	\$4,457,900	16	Monday, April 15, 2024	\$13,625,400	24
Wednesday, April 16, 2025	\$10,092,000	19	Total	\$44,642,400	99
Total	\$27,276,800	68			

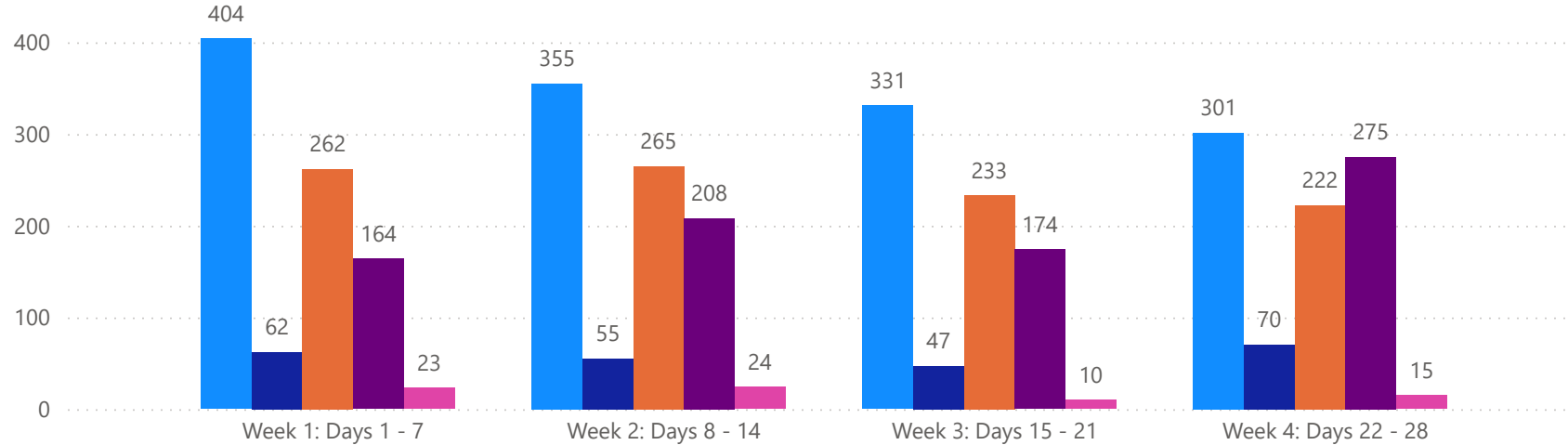


4 WEEK REAL ESTATE MARKET REPORT

PASCO COUNTY - SINGLE FAMILY HOME

4/22/2025

MLS Status ● Active ● Canceled ● Pending ● Sold ● Temporarily Off-Market



All data is current as of today, though some MLS statuses may have changed from prior days.

TOTALS

MLS Status	4 Week Total
Active	1391
Canceled	234
Pending	982
Sold	821
Temporarily Off-Market	72

DAILY MARKET CHANGE

Category	Sum of Pasco
Back on the Market	6
New Listings	52
Price Decrease	111
Price Increase	3

*Back on Market can be from these sources - Pending, Temp Off Market, Cancelled and Expired Listing)

7 DAY SOLD COMPARISON

Closed Prior Year	Volume	Count
Tuesday, April 22, 2025	\$8,053,216	17
Monday, April 21, 2025	\$11,538,857	29
Friday, April 18, 2025	\$21,795,681	54
Thursday, April 17, 2025	\$13,864,705	36
Wednesday, April 16, 2025	\$12,234,320	28
Total	\$67,486,779	164

Closed Prior Year	Volume	Count
Sunday, April 21, 2024	\$372,729	1
Saturday, April 20, 2024	\$1,856,648	5
Friday, April 19, 2024	\$26,050,748	58
Thursday, April 18, 2024	\$13,985,435	32
Wednesday, April 17, 2024	\$12,236,010	28
Tuesday, April 16, 2024	\$12,193,783	34
Monday, April 15, 2024	\$15,473,038	40
Total	\$82,168,391	198

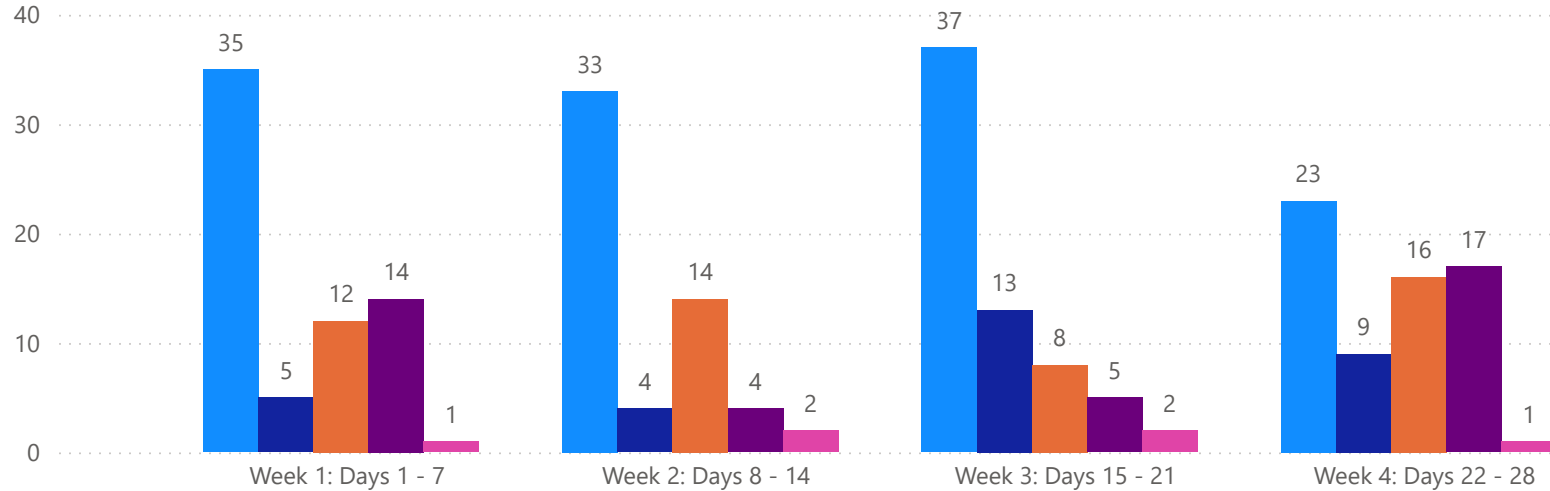


4 WEEK REAL ESTATE MARKET REPORT

PASCO COUNTY - CONDO

4/22/2025

MLS Status ● Active ● Canceled ● Pending ● Sold ● Temporarily Off-Market



All data is current as of today, though some MLS statuses may have changed from prior days.

TOTALS

MLS Status	4 Week Total
Active	128
Canceled	31
Pending	50
Sold	40
Temporarily Off-Market	6

DAILY MARKET CHANGE

Category	Sum of Pasco
Back on the Market	1
New Listings	3
Price Decrease	8
Price Increase	0

*Back on Market can be from these sources - Pending, Temp Off Market, Cancelled and Expired Listing)

7 DAY SOLD COMPARISON

Closed Prior Year	Volume	Count
Tuesday, April 22, 2025	\$505,900	3
Monday, April 21, 2025	\$705,000	4
Friday, April 18, 2025	\$528,900	3
Thursday, April 17, 2025	\$383,000	3
Wednesday, April 16, 2025	\$160,000	1
Total	\$2,282,800	14

Closed Prior Year	Volume	Count
Saturday, April 20, 2024	\$200,000	1
Friday, April 19, 2024	\$507,900	4
Thursday, April 18, 2024	\$210,000	1
Wednesday, April 17, 2024	\$430,000	3
Tuesday, April 16, 2024	\$887,000	5
Monday, April 15, 2024	\$587,800	3
Total	\$2,822,700	17

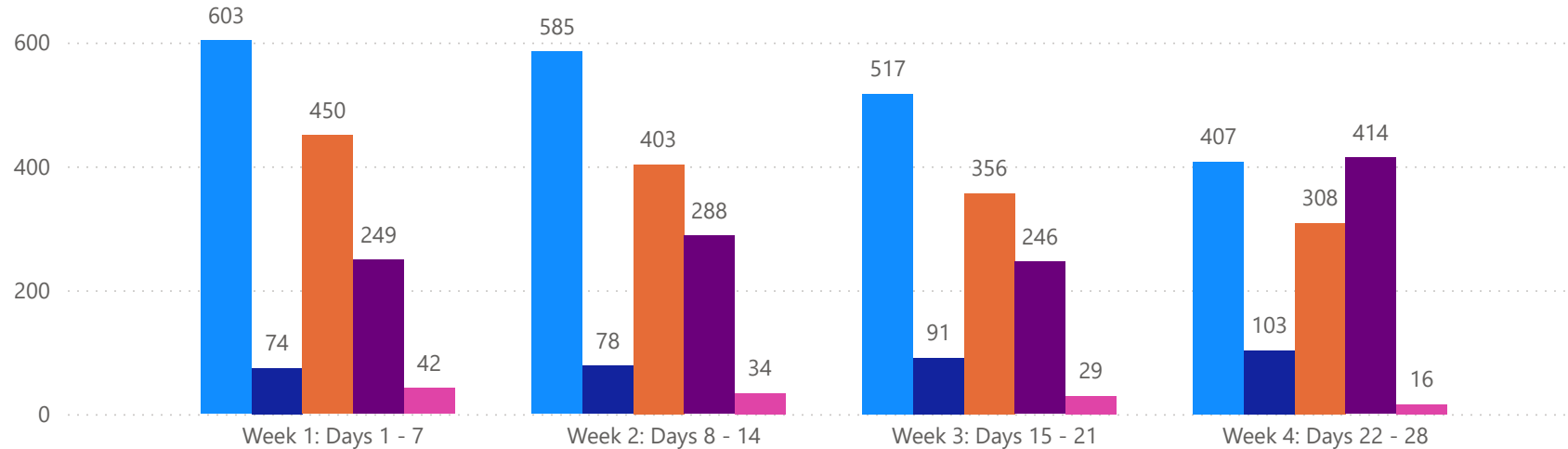


4 WEEK REAL ESTATE MARKET REPORT

HILLSBOROUGH COUNTY - SINGLE FAMILY HOME

4/22/2025

MLSStatus ● Active ● Canceled ● Pending ● Sold ● Temporarily Off-Market



All data is current as of today, though some MLS statuses may have changed from prior days.

TOTALS

MLS Status	4 Week Total
Active	2112
Canceled	346
Pending	1517
Sold	1197
Temporarily Off-Market	121

DAILY MARKET CHANGE

Category	Sum of Hillsborough	*Back on Market can be from these sources - Pending, Temp Off Market, Cancelled and Expired Listing)
Back on the Market	18	
New Listings	59	
Price Decrease	103	
Price Increase	16	

7 DAY SOLD COMPARISON

Closed Prior Year	Volume	Count	Closed Prior Year	Volume	Count
Tuesday, April 22, 2025	\$12,739,850	29	Saturday, April 20, 2024	\$851,000	2
Monday, April 21, 2025	\$26,575,337	53	Friday, April 19, 2024	\$53,562,707	91
Friday, April 18, 2025	\$32,500,785	66	Thursday, April 18, 2024	\$31,874,749	59
Thursday, April 17, 2025	\$31,421,988	61	Wednesday, April 17, 2024	\$32,114,619	49
Wednesday, April 16, 2025	\$24,420,680	40	Tuesday, April 16, 2024	\$25,040,040	39
Total	\$127,658,640	249	Monday, April 15, 2024	\$35,818,340	73
			Total	\$179,261,455	313

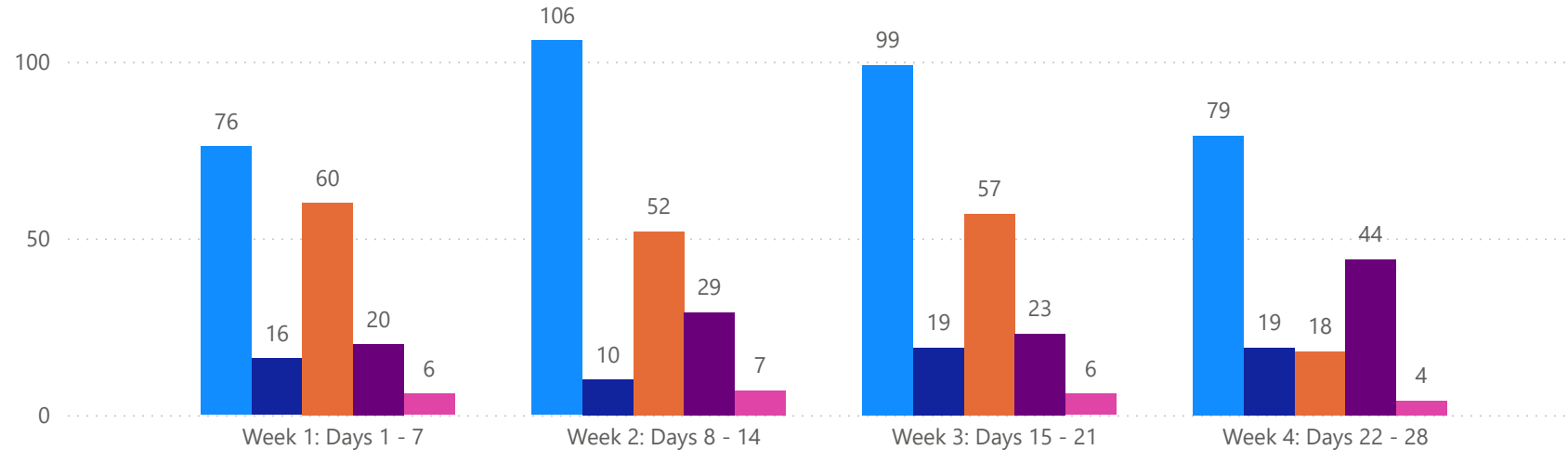


4 WEEK REAL ESTATE MARKET REPORT

HILLSBOROUGH COUNTY - CONDO

4/22/2025

MLSStatus ● Active ● Canceled ● Pending ● Sold ● Temporarily Off-Market



All data is current as of today, though some MLS statuses may have changed from prior days.

TOTALS

MLS Status	4 Week Total
Active	360
Canceled	64
Pending	187
Sold	116
Temporarily Off-Market	23

DAILY MARKET CHANGE

Category	Sum of Hillsborough	*Back on Market can be from these sources - Pending, Temp Off Market, Cancelled and Expired Listing)
Back on the Market	3	
New Listings	6	
Price Decrease	29	
Price Increase	0	

7 DAY SOLD COMPARISON

Closed Prior Year	Volume	Count	Closed Prior Year	Volume	Count
Tuesday, April 22, 2025	\$1,074,000	3	Friday, April 19, 2024	\$5,649,800	20
Monday, April 21, 2025	\$911,500	4	Thursday, April 18, 2024	\$1,403,000	6
Friday, April 18, 2025	\$1,431,000	5	Wednesday, April 17, 2024	\$624,000	2
Thursday, April 17, 2025	\$1,490,000	3	Tuesday, April 16, 2024	\$1,213,000	5
Wednesday, April 16, 2025	\$997,400	5	Monday, April 15, 2024	\$4,317,000	15
Total	\$5,903,900	20	Total	\$13,206,800	48

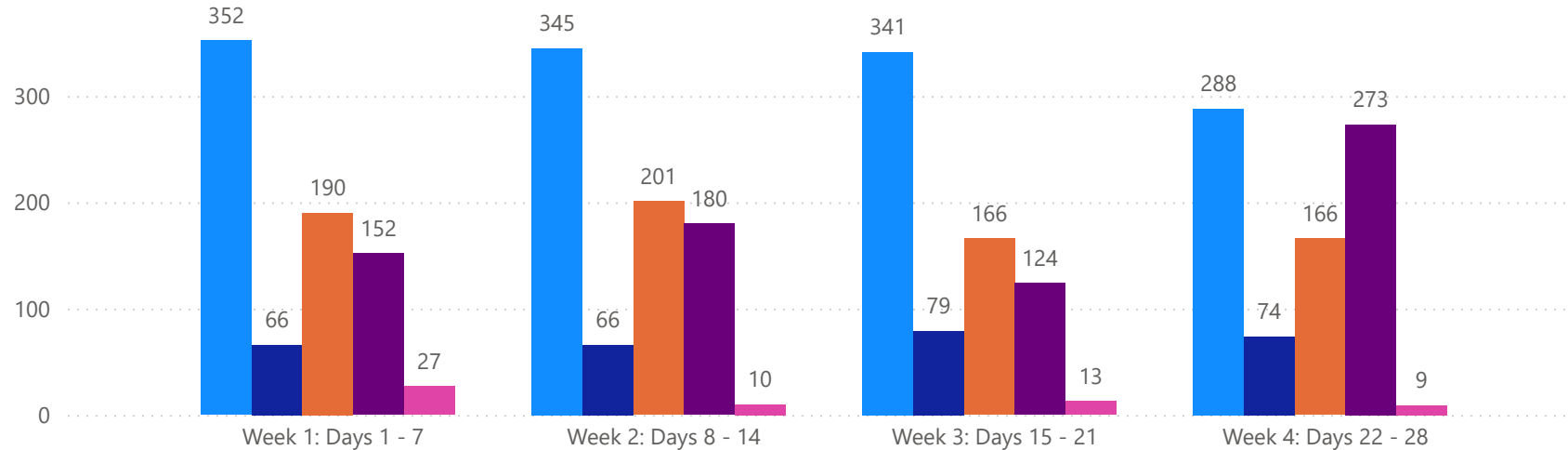


4 WEEK REAL ESTATE MARKET REPORT

SARASOTA COUNTY - SINGLE FAMILY HOME

4/22/2025

MLS Status ● Active ● Canceled ● Pending ● Sold ● Temporarily Off-Market



All data is current as of today, though some MLS statuses may have changed from prior days.

TOTALS

MLS Status	4 Week Total
Active	1326
Canceled	285
Pending	723
Sold	729
Temporarily Off-Market	59

DAILY MARKET CHANGE

Category	Sum of Sarasota
Back on the Market	11
New Listings	40
Price Decrease	86
Price Increase	8

*Back on Market can be from these sources - Pending, Temp Off Market, Cancelled and Expired Listing)

7 DAY SOLD COMPARISON

Closed Prior Year	Volume	Count
Tuesday, April 22, 2025	\$20,893,496	20
Monday, April 21, 2025	\$16,684,585	19
Saturday, April 19, 2025	\$275,298	1
Friday, April 18, 2025	\$29,205,351	48
Thursday, April 17, 2025	\$18,016,640	30
Wednesday, April 16, 2025	\$19,164,604	34
Total	\$104,239,974	152

Closed Prior Year	Volume	Count
Friday, April 19, 2024	\$71,682,889	67
Thursday, April 18, 2024	\$20,124,532	28
Wednesday, April 17, 2024	\$13,065,806	23
Tuesday, April 16, 2024	\$17,692,846	28
Monday, April 15, 2024	\$35,144,188	51
Total	\$157,710,261	197

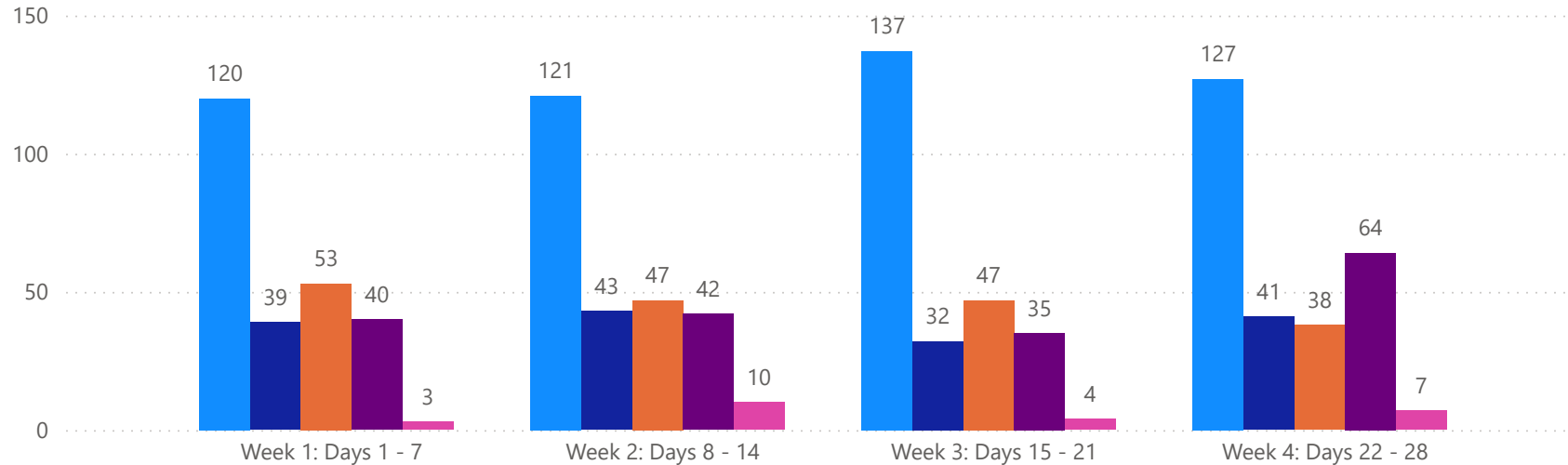


4 WEEK REAL ESTATE MARKET REPORT

SARASOTA COUNTY - CONDO

4/22/2025

MLS Status ● Active ● Canceled ● Pending ● Sold ● Temporarily Off-Market



All data is current as of today, though some MLS statuses may have changed from prior days.

TOTALS

MLS Status	4 Week Total
Active	505
Canceled	155
Pending	185
Sold	181
Temporarily Off-Market	24

DAILY MARKET CHANGE

Category	Sum of Sarasota
Back on the Market	3
New Listings	10
Price Decrease	25
Price Increase	2

*Back on Market can be from these sources - Pending, Temp Off Market, Cancelled and Expired Listing)

7 DAY SOLD COMPARISON

Closed Prior Year	Volume	Count	Closed Prior Year	Volume	Count
Tuesday, April 22, 2025	\$3,940,000	6	Friday, April 19, 2024	\$15,097,000	14
Monday, April 21, 2025	\$9,367,000	10	Thursday, April 18, 2024	\$13,671,500	15
Friday, April 18, 2025	\$3,910,500	9	Wednesday, April 17, 2024	\$9,642,500	15
Thursday, April 17, 2025	\$4,257,500	6	Tuesday, April 16, 2024	\$7,395,703	12
Wednesday, April 16, 2025	\$7,390,000	9	Monday, April 15, 2024	\$15,714,900	19
Total	\$28,865,000	40	Total	\$61,521,603	75

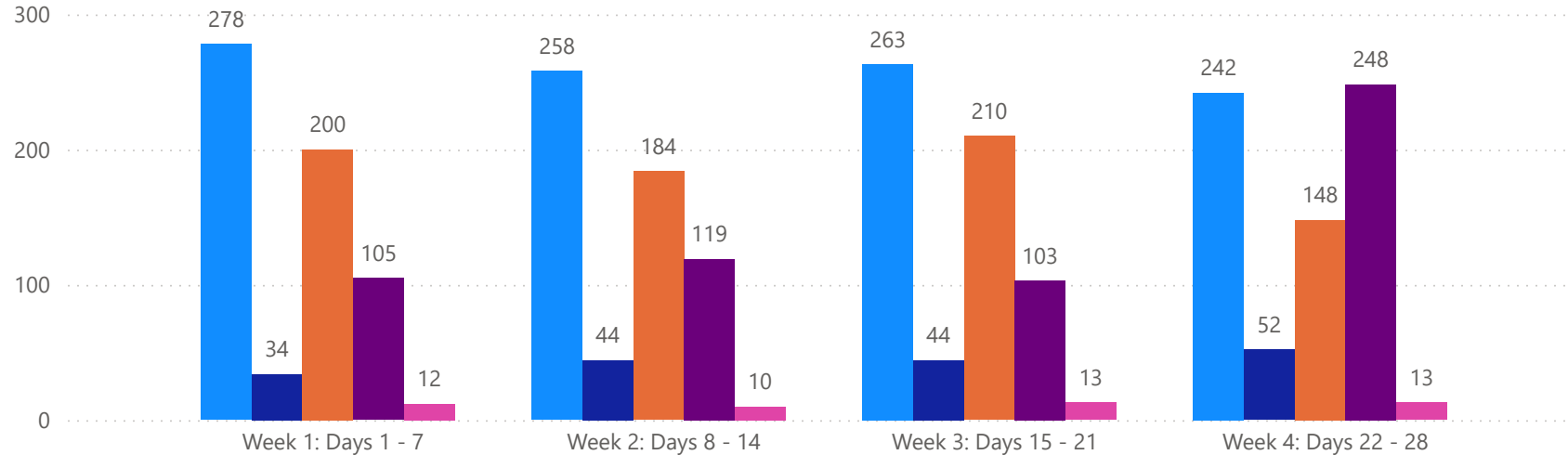


4 WEEK REAL ESTATE MARKET REPORT

MANATEE COUNTY - SINGLE FAMILY HOME

4/22/2025

MLS Status ● Active ● Canceled ● Pending ● Sold ● Temporarily Off-Market



All data is current as of today, though some MLS statuses may have changed from prior days.

TOTALS

MLS Status	4 Week Total
Active	1041
Canceled	174
Pending	742
Sold	575
Temporarily Off-Market	48

DAILY MARKET CHANGE

Category	Sum of Manatee
Back on the Market	1
New Listings	31
Price Decrease	79
Price Increase	9

*Back on Market can be from these sources - Pending, Temp Off Market, Cancelled and Expired Listing)

7 DAY SOLD COMPARISON

Closed Prior Year	Volume	Count
Tuesday, April 22, 2025	\$12,251,609	20
Monday, April 21, 2025	\$8,887,731	14
Friday, April 18, 2025	\$11,624,112	21
Thursday, April 17, 2025	\$22,317,071	32
Wednesday, April 16, 2025	\$16,863,409	18
Total	\$71,943,932	105

Closed Prior Year	Volume	Count
Saturday, April 20, 2024	\$837,980	2
Friday, April 19, 2024	\$31,175,899	39
Thursday, April 18, 2024	\$23,421,516	33
Wednesday, April 17, 2024	\$17,879,955	25
Tuesday, April 16, 2024	\$13,170,900	21
Monday, April 15, 2024	\$29,702,290	25
Total	\$116,188,540	145

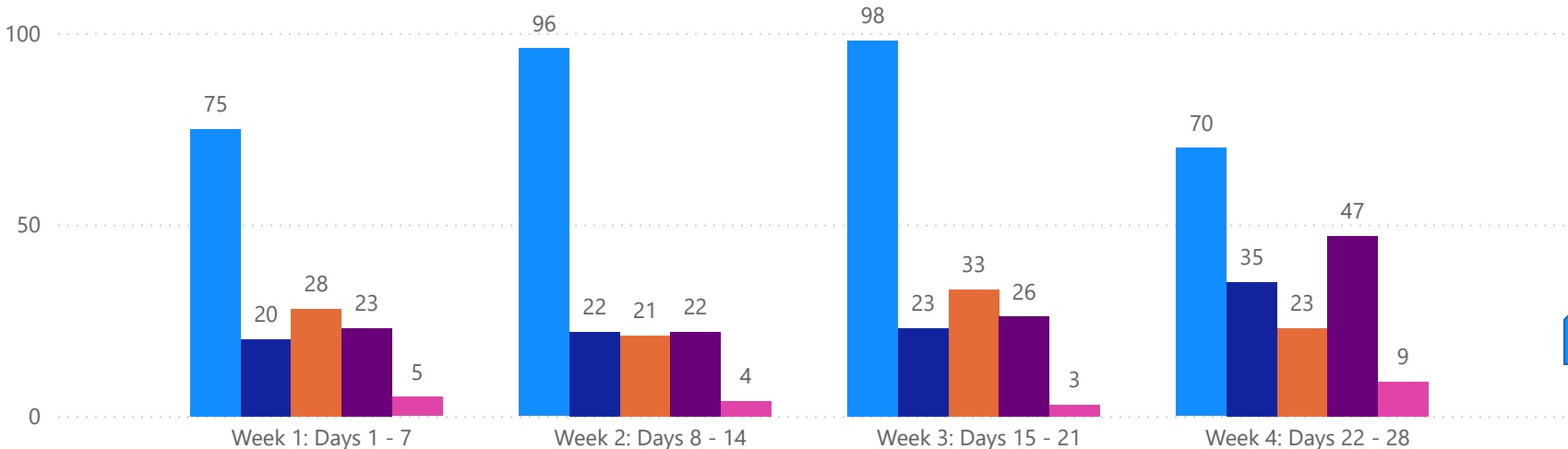


4 WEEK REAL ESTATE MARKET REPORT

MANATEE COUNTY - CONDO

4/22/2025

MLSStatus ● Active ● Canceled ● Pending ● Sold ● Temporarily Off-Market



TOTALS

MLS Status	4 Week Total
Active	339
Canceled	100
Pending	105
Sold	118
Temporarily Off-Market	21

DAILY MARKET CHANGE

Category	Sum of Manatee
Back on the Market	4
New Listings	5
Price Decrease	16
Price Increase	2

*Back on Market can be from these sources - Pending, Temp Off Market, Cancelled and Expired Listing)

7 DAY SOLD COMPARISON

Closed Prior Year	Volume	Count
Tuesday, April 22, 2025	\$735,000	3
Monday, April 21, 2025	\$977,000	3
Friday, April 18, 2025	\$969,997	4
Thursday, April 17, 2025	\$4,048,500	9
Wednesday, April 16, 2025	\$1,657,000	4
Total	\$8,387,497	23

Closed Prior Year	Volume	Count
Friday, April 19, 2024	\$2,412,000	6
Thursday, April 18, 2024	\$1,510,000	3
Wednesday, April 17, 2024	\$791,900	4
Tuesday, April 16, 2024	\$4,414,500	7
Monday, April 15, 2024	\$4,528,900	13
Total	\$13,657,300	33

