



## 4 WEEK REAL ESTATE MARKET REPORT

Thursday, April 24, 2025

*As of: Friday, April 25, 2025*

- 1 Report Breakdown
- 2 Cumulative Tampa Bay Report - Single Family Home
- 3 Cumulative Tampa Bay Report - Condominium
- 4 Pinellas County - Single Family Home
- 5 Pinellas County - Condominium
- 6 Pasco County - Single Family Home
- 7 Pasco County - Condominium
- 8 Hillsborough County - Single Family Home
- 9 Hillsborough County - Condominium
- 10 Sarasota County - Single Family Home
- 11 Sarasota County - Condominium
- 12 Manatee County - Single Family Home
- 13 Manatee County - Condominium

# 4 WEEK REAL ESTATE MARKET REPORT

## REPORT BREAKDOWN

Thursday, April 24, 2025

**SUNCOAST TAMPA**  
— ASSOCIATION OF —  
**REALTORS®**

as of: 4/25/2025

<b>Day 1</b>	Thursday, April 24, 2025
<b>Day 2</b>	Wednesday, April 23, 2025
<b>Day 3</b>	Tuesday, April 22, 2025
<b>Day 4</b>	Monday, April 21, 2025
<b>Day 5</b>	Sunday, April 20, 2025
<b>Day 6</b>	Friday, April 19, 2025
<b>Day 7</b>	Thursday, April 18, 2025
<b>Day 8</b>	Wednesday, April 17, 2025
<b>Day 9</b>	Tuesday, April 16, 2025
<b>Day 10</b>	Monday, April 15, 2025
<b>Day 11</b>	Sunday, April 14, 2025
<b>Day 12</b>	Saturday, April 13, 2025
<b>Day 13</b>	Friday, April 12, 2025
<b>Day 14</b>	Thursday, April 11, 2025
<b>Day 15</b>	Wednesday, April 10, 2025
<b>Day 16</b>	Tuesday, April 9, 2025
<b>Day 17</b>	Monday, April 8, 2025
<b>Day 18</b>	Sunday, April 7, 2025
<b>Day 19</b>	Saturday, April 6, 2025
<b>Day 20</b>	Friday, April 5, 2025
<b>Day 21</b>	Thursday, April 4, 2025
<b>Day 22</b>	Wednesday, April 3, 2025
<b>Day 23</b>	Tuesday, April 2, 2025
<b>Day 24</b>	Monday, April 1, 2025
<b>Day 25</b>	Sunday, March 31, 2025
<b>Day 26</b>	Saturday, March 30, 2025
<b>Day 27</b>	Friday, March 29, 2025
<b>Day 28</b>	Thursday, March 28, 2025

### REPORT BREAKDOWN

#### GRAPH:

Active - Newly listed during the date range

Pending - Status changed to 'pending' during the date range

Sold - Closed during the date range

Canceled - Canceled during the date range

Temp off Market - Status changed to 'temp' off market' during the date range

The date ranges are not cumulative.

Day 1: Thursday, April 24, 2025

Day 28: Thursday, April 3, 2025

#### TOTALS:

4 Weeks: The summation of each date range (Day 1 - Day 28)

#### Market Changes

Day 1's New Listings, Price Increase, Price Decreases and Back on Market

Manatee County - Single Family Home

#### 7 Day Sold Comparison

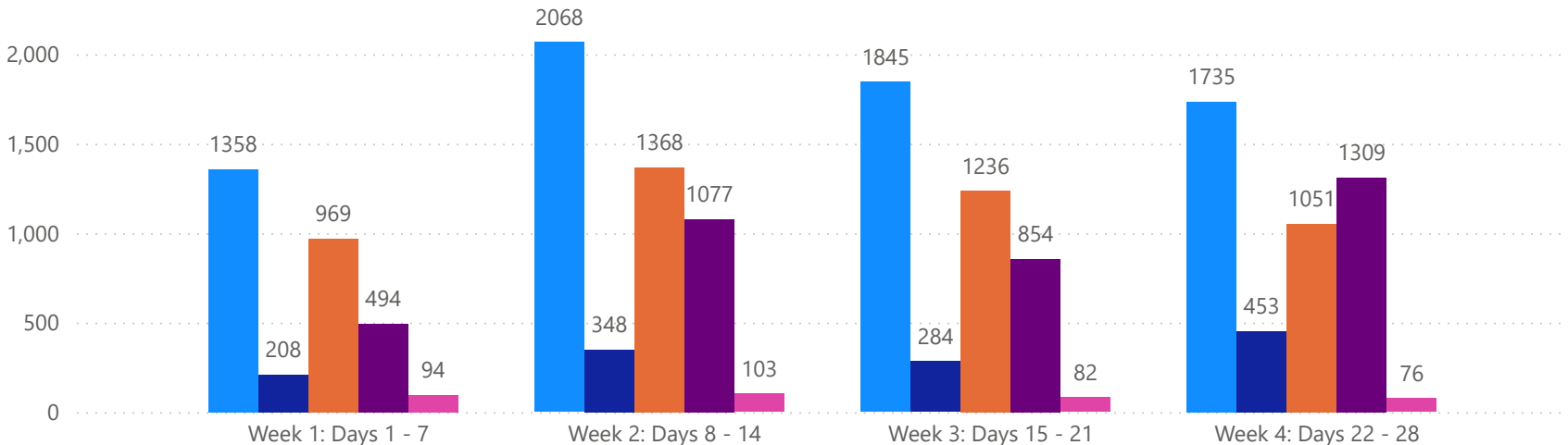
Compares the sold amount and volume in the last 7 days against the same timeframe in the prior year and days 8 - days 14.

# 4 WEEK REAL ESTATE MARKET REPORT

## TAMPA BAY - SINGLE FAMILY HOME

4/24/2025

MLS Status ● Active ● Canceled ● Pending ● Sold ● Temporarily Off-Market



All data is current as of today, though some MLS statuses may have changed from prior days.

### TOTALS

MLS Status	4 Week Total
Active	7006
Canceled	1293
Pending	4624
Sold	3734
Temporarily Off-Market	355

### DAILY MARKET CHANGE

Category	Sum of Total
Back on the Market	63
New Listings	359
Price Decrease	603
Price Increase	17

\*Back on Market can be from these sources - Pending, Temp Off Market, Cancelled and Expired Listing)

### 7 DAY SOLD COMPARISON

Closed Prior Year	Volume	Count
Tuesday, April 22, 2025	\$63,625,571	103
Monday, April 21, 2025	\$81,702,295	151
Saturday, April 19, 2025	\$700,298	2
Friday, April 18, 2025	\$123,678,429	238
<b>Total</b>	<b>\$269,706,593</b>	<b>494</b>

Closed Prior Year	Volume	Count
Tuesday, April 23, 2024	\$116,762,030	173
Monday, April 22, 2024	\$133,100,858	223
Sunday, April 21, 2024	\$591,729	2
Saturday, April 20, 2024	\$4,230,628	10
Friday, April 19, 2024	\$236,986,312	337
Thursday, April 18, 2024	\$107,428,081	180
Wednesday, April 17, 2024	\$92,215,090	155
<b>Total</b>	<b>\$691,314,728</b>	<b>1080</b>

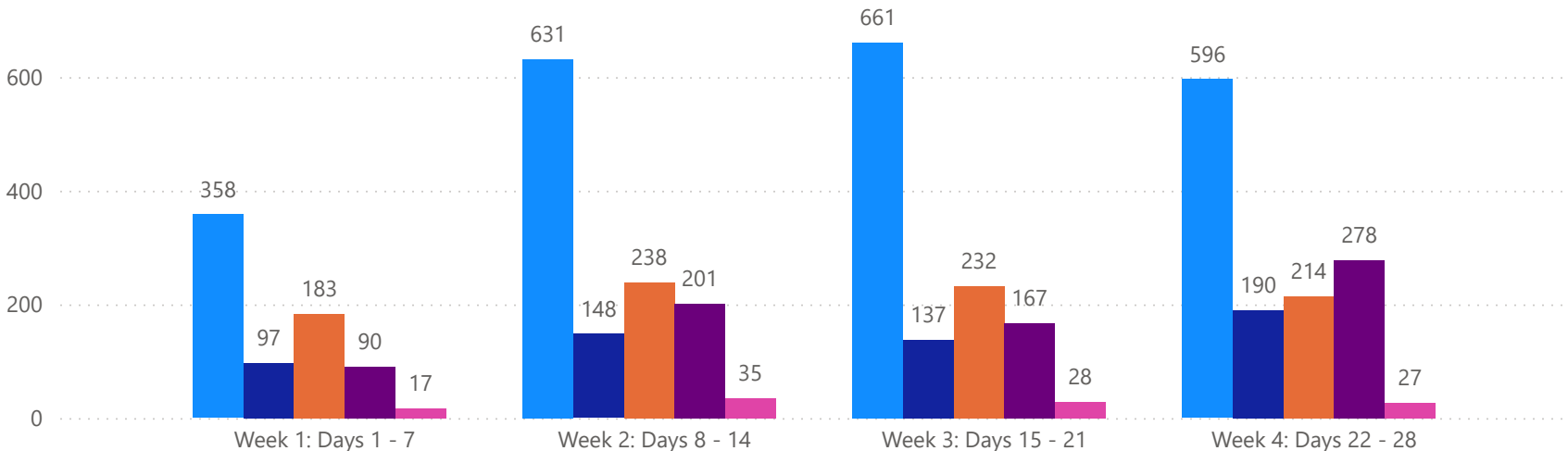
SUNCOAST TAMPA  
— ASSOCIATION OF —  
REALTORS®

# 4 WEEK REAL ESTATE MARKET REPORT

## TAMPA BAY - CONDO

4/24/2025

**MLS Status** ● Active ● Canceled ● Pending ● Sold ● Temporarily Off-Market



All data is current as of today, though some MLS statuses may have changed from prior days.

### TOTALS

MLS Status	4 Week Total
Active	2246
Canceled	572
Pending	867
Sold	736
Temporarily Off-Market	107

### DAILY MARKET CHANGE

Category	Sum of Total
Back on the Market	11
New Listings	80
Price Decrease	136
Price Increase	3

\*Back on Market can be from these sources - Pending, Temp Off Market, Cancelled and Expired Listing)

### 7 DAY SOLD COMPARISON

Closed Prior Year	Volume	Count
Tuesday, April 22, 2025	\$10,206,900	25
Monday, April 21, 2025	\$16,493,200	31
Saturday, April 19, 2025	\$131,000	1
Friday, April 18, 2025	\$10,951,597	33
<b>Total</b>	<b>\$37,782,697</b>	<b>90</b>

Closed Prior Year	Volume	Count
Tuesday, April 23, 2024	\$11,445,900	30
Monday, April 22, 2024	\$21,039,199	46
Saturday, April 20, 2024	\$200,000	1
Friday, April 19, 2024	\$36,119,100	73
Thursday, April 18, 2024	\$21,700,100	37
Wednesday, April 17, 2024	\$18,335,400	47
<b>Total</b>	<b>\$108,839,699</b>	<b>234</b>

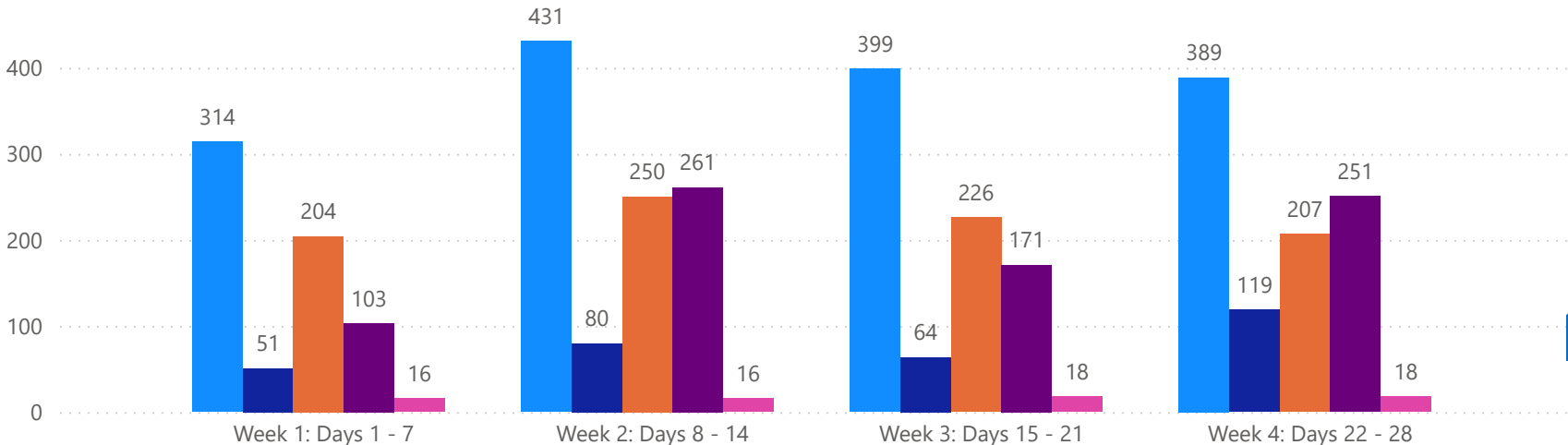
**SUNCOAST TAMPA**  
— ASSOCIATION OF —  
**REALTORS®**

# 4 WEEK REAL ESTATE MARKET REPORT

## PINELLAS COUNTY - SINGLE FAMILY HOME

### 4/24/2025

**MLSStatus** ● Active ● Canceled ● Pending ● Sold ● Temporarily Off-Market



*All data is current as of today, though some MLS statuses may have changed from prior days.*

### TOTALS

MLS Status	4 Week Total
Active	1533
Canceled	314
Pending	887
Sold	786
Temporarily Off-Market	68

### DAILY MARKET CHANGE

Category	Sum of Pinellas
Back on the Market	18
New Listings	94
Price Decrease	121
Price Increase	2

\*Back on Market can be from these sources - Pending, Temp Off Market, Cancelled and Expired Listing)

### 7 DAY SOLD COMPARISON

Closed Prior Year	Volume	Count
Tuesday, April 22, 2025	\$9,687,400	17
Monday, April 21, 2025	\$18,015,785	36
Saturday, April 19, 2025	\$425,000	1
Friday, April 18, 2025	\$28,552,500	49
<b>Total</b>	<b>\$56,680,685</b>	<b>103</b>

Closed Prior Year	Volume	Count
Tuesday, April 23, 2024	\$19,495,660	31
Monday, April 22, 2024	\$24,418,672	41
Sunday, April 21, 2024	\$219,000	1
Saturday, April 20, 2024	\$685,000	1
Friday, April 19, 2024	\$54,514,069	82
Thursday, April 18, 2024	\$18,021,849	28
Wednesday, April 17, 2024	\$16,918,700	30
<b>Total</b>	<b>\$134,272,950</b>	<b>214</b>

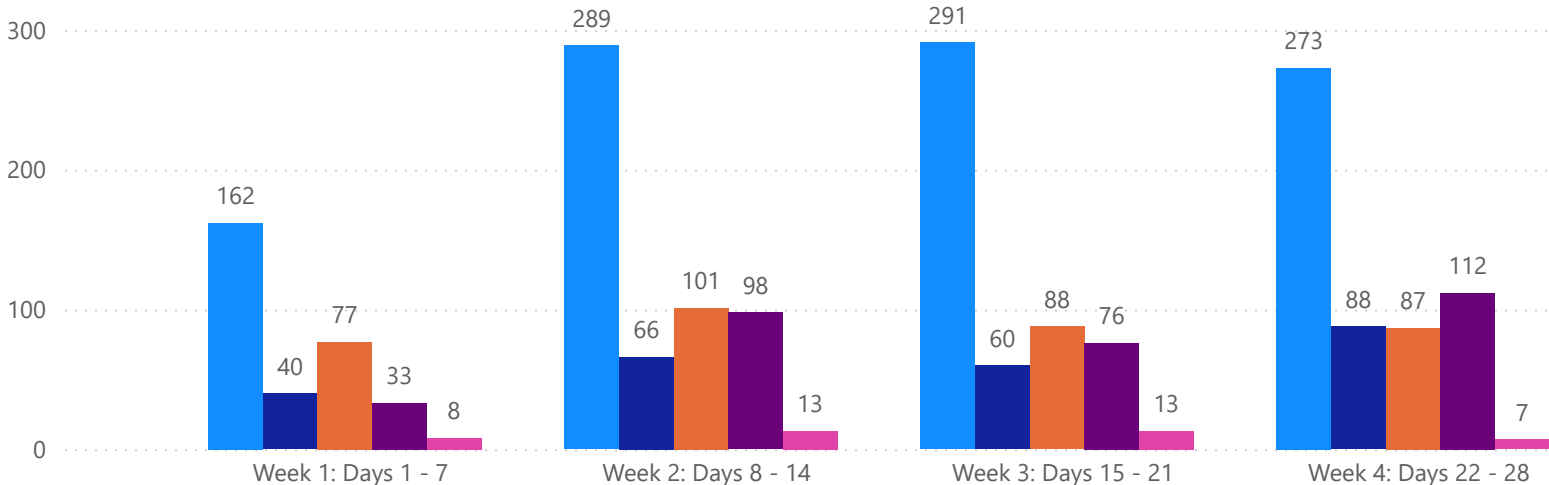
**SUNCOAST TAMPA**  
— ASSOCIATION OF —  
**REALTORS®**

# 4 WEEK REAL ESTATE MARKET REPORT

## PINELLAS COUNTY - CONDO

4/24/2025

**MLSStatus** ● Active ● Canceled ● Pending ● Sold ● Temporarily Off-Market



All data is current as of today, though some MLS statuses may have changed from prior days.

### TOTALS

MLS Status	4 Week Total
Active	1015
Canceled	254
Pending	353
Sold	319
Temporarily Off-Market	41

### DAILY MARKET CHANGE

Category	Sum of Pinellas
Back on the Market	6
New Listings	36
Price Decrease	67
Price Increase	2

\*Back on Market can be from these sources - Pending, Temp Off Market, Cancelled and Expired Listing)

### 7 DAY SOLD COMPARISON

Closed Prior Year	Volume	Count
Tuesday, April 22, 2025	\$3,952,000	10
Monday, April 21, 2025	\$4,532,700	10
Saturday, April 19, 2025	\$131,000	1
Friday, April 18, 2025	\$4,111,200	12
<b>Total</b>	<b>\$12,726,900</b>	<b>33</b>

Closed Prior Year	Volume	Count
Tuesday, April 23, 2024	\$5,187,500	13
Monday, April 22, 2024	\$7,167,300	18
Friday, April 19, 2024	\$12,452,400	29
Thursday, April 18, 2024	\$4,905,600	12
Wednesday, April 17, 2024	\$6,847,000	23
<b>Total</b>	<b>\$36,559,800</b>	<b>95</b>

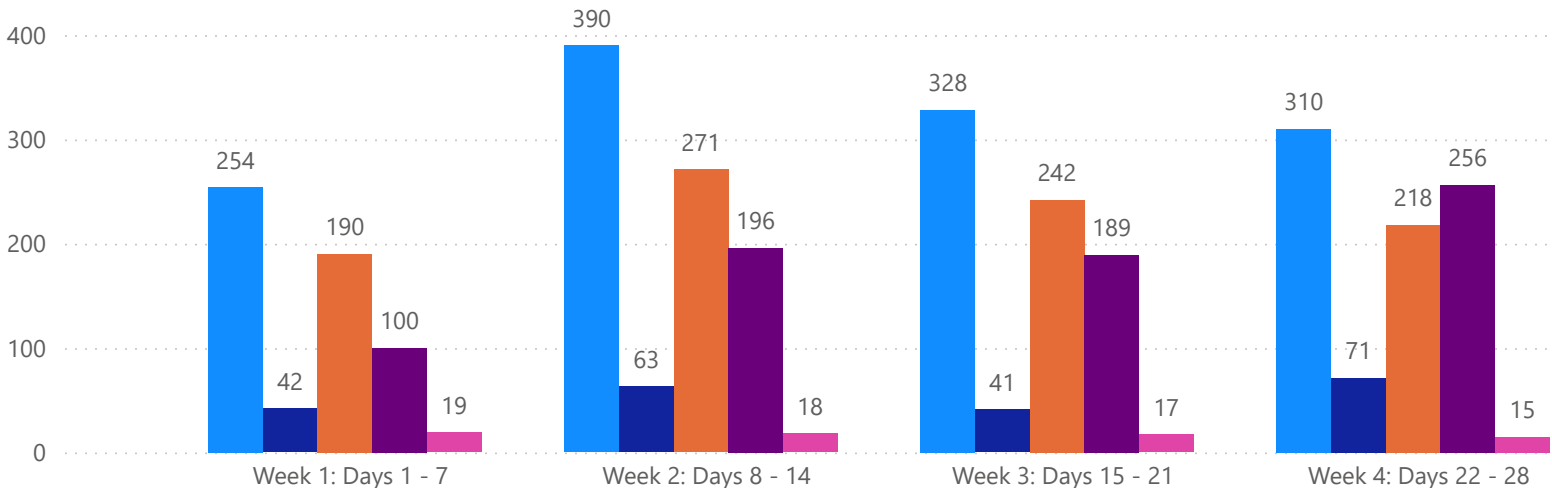
**SUNCOAST TAMPA**  
— ASSOCIATION OF —  
**REALTORS®**

# 4 WEEK REAL ESTATE MARKET REPORT

## PASCO COUNTY - SINGLE FAMILY HOME

4/24/2025

**MLSStatus** ● Active ● Canceled ● Pending ● Sold ● Temporarily Off-Market



All data is current as of today, though some MLS statuses may have changed from prior days.

### TOTALS

MLS Status	4 Week Total
Active	1282
Canceled	217
Pending	921
Sold	741
Temporarily Off-Market	69

### DAILY MARKET CHANGE

Category	Sum of Pasco
Back on the Market	8
New Listings	61
Price Decrease	128
Price Increase	2

\*Back on Market can be from these sources - Pending, Temp Off Market, Cancelled and Expired Listing)

### 7 DAY SOLD COMPARISON

Closed Prior Year	Volume	Count
Tuesday, April 22, 2025	\$8,053,216	17
Monday, April 21, 2025	\$11,538,857	29
Friday, April 18, 2025	\$21,795,681	54
<b>Total</b>	<b>\$41,387,754</b>	<b>100</b>

Closed Prior Year	Volume	Count
Tuesday, April 23, 2024	\$14,049,320	33
Monday, April 22, 2024	\$26,338,740	58
Sunday, April 21, 2024	\$372,729	1
Saturday, April 20, 2024	\$1,856,648	5
Friday, April 19, 2024	\$26,050,748	58
Thursday, April 18, 2024	\$13,985,435	32
Wednesday, April 17, 2024	\$12,236,010	28
<b>Total</b>	<b>\$94,889,630</b>	<b>215</b>

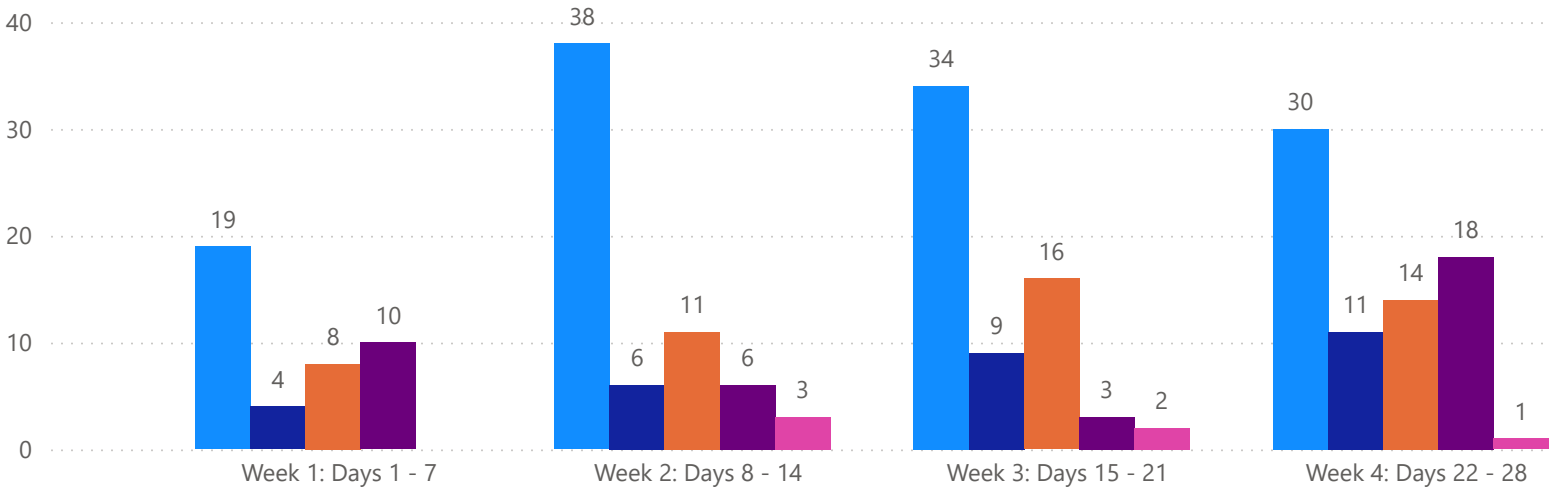
**SUNCOAST TAMPA**  
— ASSOCIATION OF —  
**REALTORS®**

# 4 WEEK REAL ESTATE MARKET REPORT

## PASCO COUNTY - CONDO

4/24/2025

**MLS Status** ● Active ● Canceled ● Pending ● Sold ● Temporarily Off-Market



All data is current as of today, though some MLS statuses may have changed from prior days.

### TOTALS

MLS Status	4 Week Total
Active	121
Canceled	30
Pending	49
Sold	37
Temporarily Off-Market	6

### DAILY MARKET CHANGE

Category	Sum of Pasco
Back on the Market	1
New Listings	1
Price Decrease	5
Price Increase	0

\*Back on Market can be from these sources - Pending, Temp Off Market, Cancelled and Expired Listing)

### 7 DAY SOLD COMPARISON

Closed Prior Year	Volume	Count
Tuesday, April 22, 2025	\$505,900	3
Monday, April 21, 2025	\$705,000	4
Friday, April 18, 2025	\$528,900	3
<b>Total</b>	<b>\$1,739,800</b>	<b>10</b>

Closed Prior Year	Volume	Count
Tuesday, April 23, 2024	\$539,000	3
Monday, April 22, 2024	\$352,000	3
Saturday, April 20, 2024	\$200,000	1
Friday, April 19, 2024	\$507,900	4
Thursday, April 18, 2024	\$210,000	1
Wednesday, April 17, 2024	\$430,000	3
<b>Total</b>	<b>\$2,238,900</b>	<b>15</b>

**SUNCOAST TAMPA**  
— ASSOCIATION OF —  
**REALTORS®**

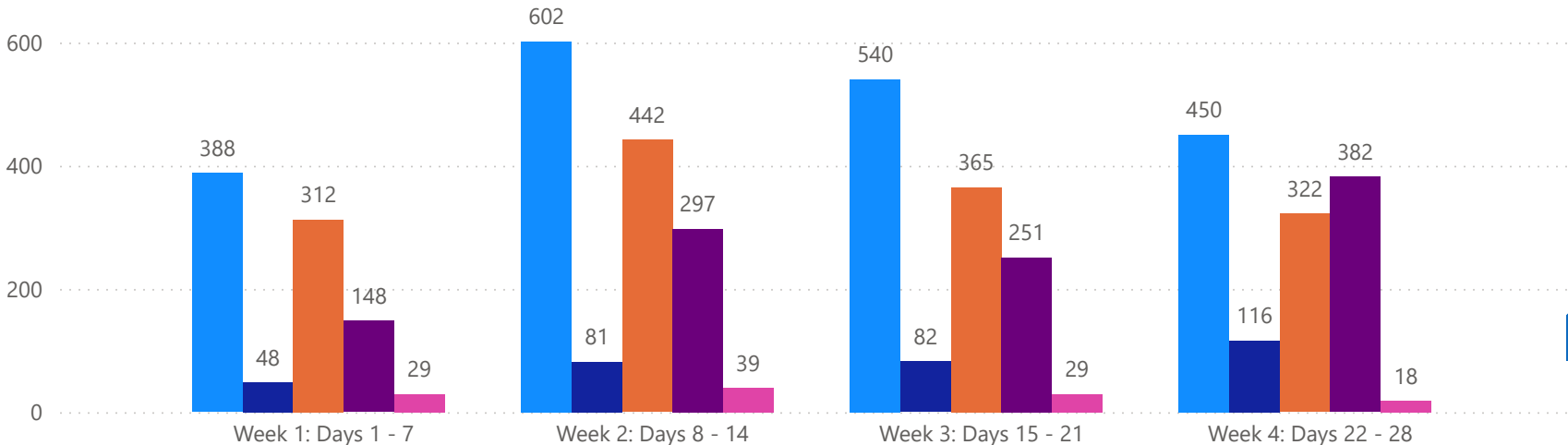


# 4 WEEK REAL ESTATE MARKET REPORT

## HILLSBOROUGH COUNTY - SINGLE FAMILY HOME

4/24/2025

MLSStatus ● Active ● Canceled ● Pending ● Sold ● Temporarily Off-Market



All data is current as of today, though some MLS statuses may have changed from prior days.

### TOTALS

MLS Status	4 Week Total
Active	1980
Canceled	327
Pending	1441
Sold	1078
Temporarily Off-Market	115

### DAILY MARKET CHANGE

Category	Sum of Hillsborough	*Back on Market can be from these sources - Pending, Temp Off Market, Cancelled and Expired Listing)
Back on the Market	21	
New Listings	119	
Price Decrease	143	
Price Increase	4	

### 7 DAY SOLD COMPARISON

Closed Prior Year	Volume	Count
Tuesday, April 22, 2025	\$12,739,850	29
Monday, April 21, 2025	\$26,575,337	53
Friday, April 18, 2025	\$32,500,785	66
<b>Total</b>	<b>\$71,815,972</b>	<b>148</b>

Closed Prior Year	Volume	Count
Tuesday, April 23, 2024	\$40,760,478	61
Monday, April 22, 2024	\$30,708,200	56
Saturday, April 20, 2024	\$851,000	2
Friday, April 19, 2024	\$53,562,707	91
Thursday, April 18, 2024	\$31,874,749	59
Wednesday, April 17, 2024	\$32,114,619	49
<b>Total</b>	<b>\$189,871,753</b>	<b>318</b>

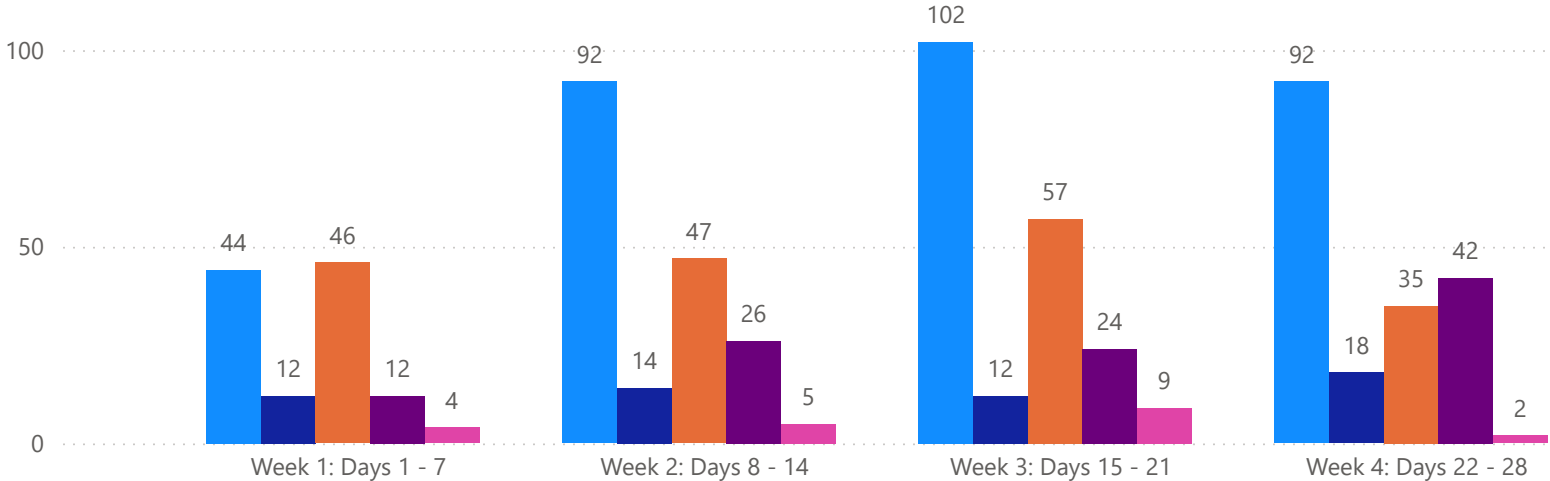
SUNCOAST TAMPA  
— ASSOCIATION OF —  
REALTORS®

# 4 WEEK REAL ESTATE MARKET REPORT

## HILLSBOROUGH COUNTY - CONDO

### 4/24/2025

**MLS Status** ● Active ● Canceled ● Pending ● Sold ● Temporarily Off-Market



All data is current as of today, though some MLS statuses may have changed from prior days.

#### TOTALS

MLS Status	4 Week Total
Active	330
Canceled	56
Pending	185
Sold	104
Temporarily Off-Market	20

#### DAILY MARKET CHANGE

Category	Sum of Hillsborough
Back on the Market	1
New Listings	13
Price Decrease	15
Price Increase	0

\*Back on Market can be from these sources - Pending, Temp Off Market, Cancelled and Expired Listing)

#### 7 DAY SOLD COMPARISON

Closed Prior Year	Volume	Count
Tuesday, April 22, 2025	\$1,074,000	3
Monday, April 21, 2025	\$911,500	4
Friday, April 18, 2025	\$1,431,000	5
<b>Total</b>	<b>\$3,416,500</b>	<b>12</b>

Closed Prior Year	Volume	Count
Tuesday, April 23, 2024	\$1,682,400	6
Monday, April 22, 2024	\$3,017,400	12
Friday, April 19, 2024	\$5,649,800	20
Thursday, April 18, 2024	\$1,403,000	6
Wednesday, April 17, 2024	\$624,000	2
<b>Total</b>	<b>\$12,376,600</b>	<b>46</b>

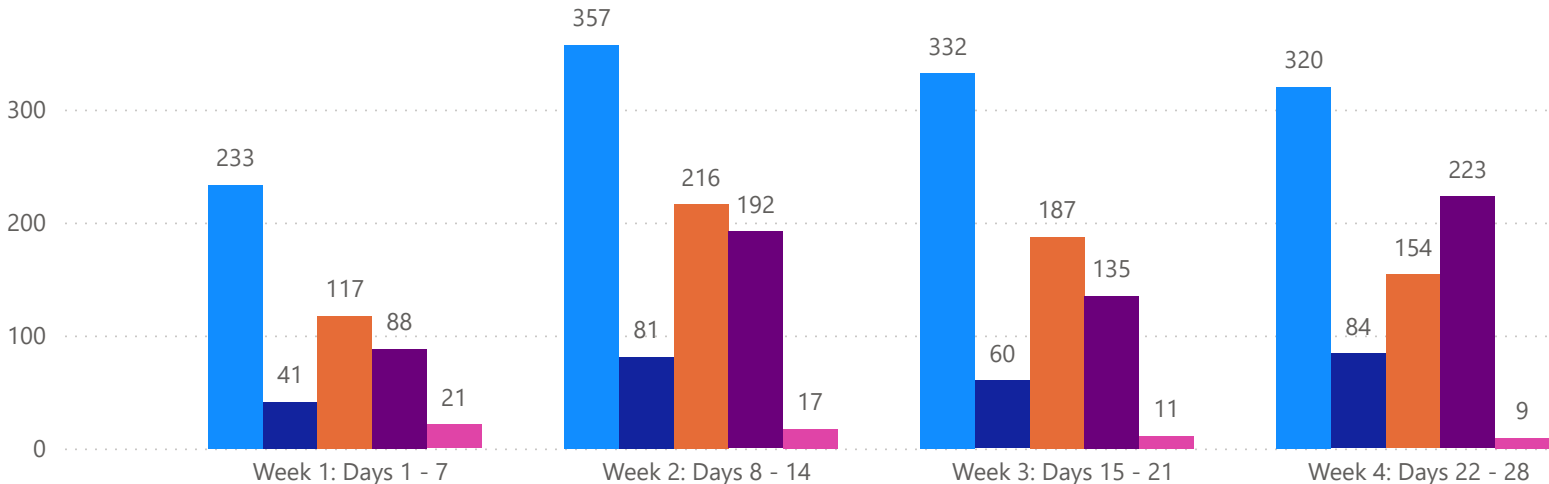
**SUNCOAST TAMPA**  
— ASSOCIATION OF —  
**REALTORS®**

# 4 WEEK REAL ESTATE MARKET REPORT

## SARASOTA COUNTY - SINGLE FAMILY HOME

4/24/2025

MLS Status ● Active ● Canceled ● Pending ● Sold ● Temporarily Off-Market



All data is current as of today, though some MLS statuses may have changed from prior days.

### TOTALS

MLS Status	4 Week Total
Active	1242
Canceled	266
Pending	674
Sold	638
Temporarily Off-Market	58

### DAILY MARKET CHANGE

Category	Sum of Sarasota
Back on the Market	10
New Listings	50
Price Decrease	86
Price Increase	6

\*Back on Market can be from these sources - Pending, Temp Off Market, Cancelled and Expired Listing)

### 7 DAY SOLD COMPARISON

Closed Prior Year	Volume	Count
Tuesday, April 22, 2025	\$20,893,496	20
Monday, April 21, 2025	\$16,684,585	19
Saturday, April 19, 2025	\$275,298	1
Friday, April 18, 2025	\$29,205,351	48
<b>Total</b>	<b>\$67,058,730</b>	<b>88</b>

Closed Prior Year	Volume	Count
Tuesday, April 23, 2024	\$29,646,097	31
Monday, April 22, 2024	\$30,299,451	36
Friday, April 19, 2024	\$71,682,889	67
Thursday, April 18, 2024	\$20,124,532	28
Wednesday, April 17, 2024	\$13,065,806	23
<b>Total</b>	<b>\$164,818,775</b>	<b>185</b>

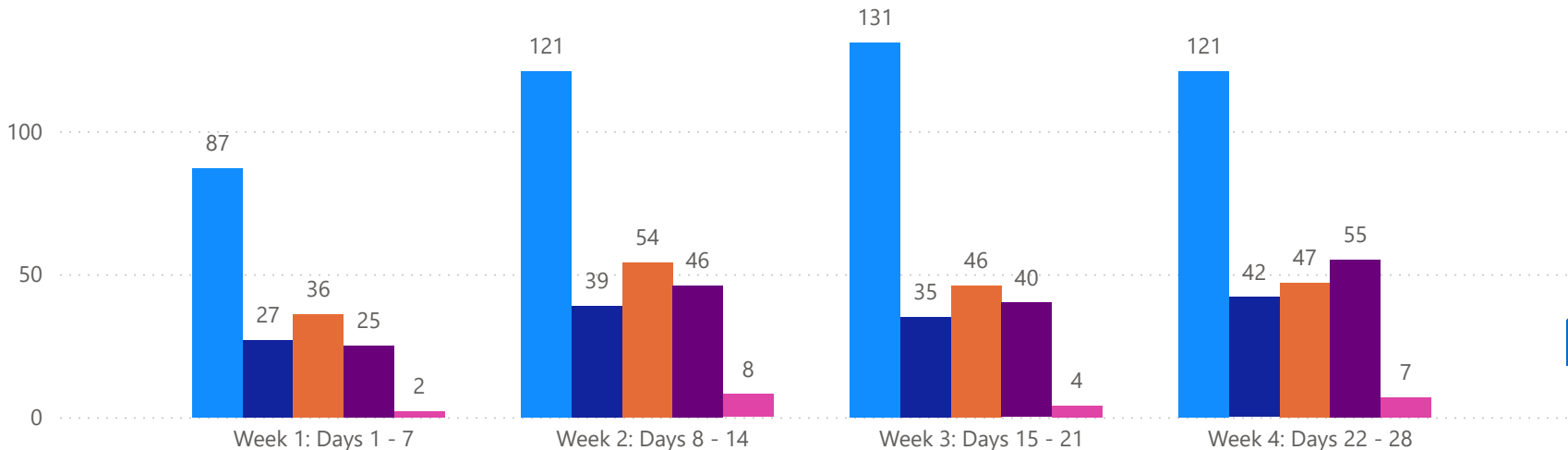
SUNCOAST TAMPA  
— ASSOCIATION OF —  
REALTORS®

# 4 WEEK REAL ESTATE MARKET REPORT

## SARASOTA COUNTY - CONDO

4/24/2025

**MLS Status** ● Active ● Canceled ● Pending ● Sold ● Temporarily Off-Market



All data is current as of today, though some MLS statuses may have changed from prior days.

### TOTALS

MLS Status	4 Week Total
Active	460
Canceled	143
Pending	183
Sold	166
Temporarily Off-Market	21

### DAILY MARKET CHANGE

Category	Sum of Sarasota
Back on the Market	1
New Listings	19
Price Decrease	28
Price Increase	1

\*Back on Market can be from these sources - Pending, Temp Off Market, Cancelled and Expired Listing)

### 7 DAY SOLD COMPARISON

Closed Prior Year	Volume	Count
Tuesday, April 22, 2025	\$3,940,000	6
Monday, April 21, 2025	\$9,367,000	10
Friday, April 18, 2025	\$3,910,500	9
<b>Total</b>	<b>\$17,217,500</b>	<b>25</b>

Closed Prior Year	Volume	Count
Tuesday, April 23, 2024	\$2,605,000	4
Monday, April 22, 2024	\$7,767,500	7
Friday, April 19, 2024	\$15,097,000	14
Thursday, April 18, 2024	\$13,671,500	15
Wednesday, April 17, 2024	\$9,642,500	15
<b>Total</b>	<b>\$48,783,500</b>	<b>55</b>

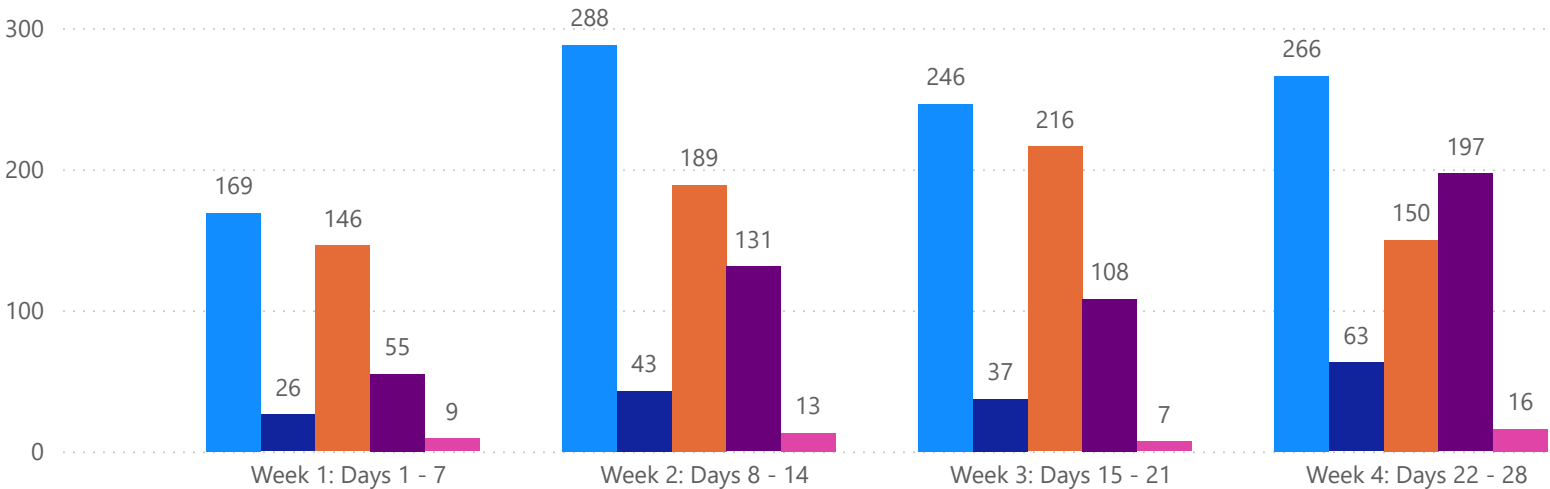
**SUNCOAST TAMPA**  
— ASSOCIATION OF —  
**REALTORS®**

# 4 WEEK REAL ESTATE MARKET REPORT

## MANATEE COUNTY - SINGLE FAMILY HOME

### 4/24/2025

**MLSStatus** ● Active ● Canceled ● Pending ● Sold ● Temporarily Off-Market



#### TOTALS

MLS Status	4 Week Total
Active	969
Canceled	169
Pending	701
Sold	491
Temporarily Off-Market	45

#### DAILY MARKET CHANGE

Category	Sum of Manatee
Back on the Market	6
New Listings	35
Price Decrease	125
Price Increase	3

\*Back on Market can be from these sources - Pending, Temp Off Market, Cancelled and Expired Listing)

All data is current as of today, though some MLS statuses may have changed from prior days.

#### 7 DAY SOLD COMPARISON

Closed Prior Year	Volume	Count
Tuesday, April 22, 2025	\$12,251,609	20
Monday, April 21, 2025	\$8,887,731	14
Friday, April 18, 2025	\$11,624,112	21
<b>Total</b>	<b>\$32,763,452</b>	<b>55</b>

Closed Prior Year	Volume	Count
Tuesday, April 23, 2024	\$12,810,475	17
Monday, April 22, 2024	\$21,335,795	32
Saturday, April 20, 2024	\$837,980	2
Friday, April 19, 2024	\$31,175,899	39
Thursday, April 18, 2024	\$23,421,516	33
Wednesday, April 17, 2024	\$17,879,955	25
<b>Total</b>	<b>\$107,461,620</b>	<b>148</b>

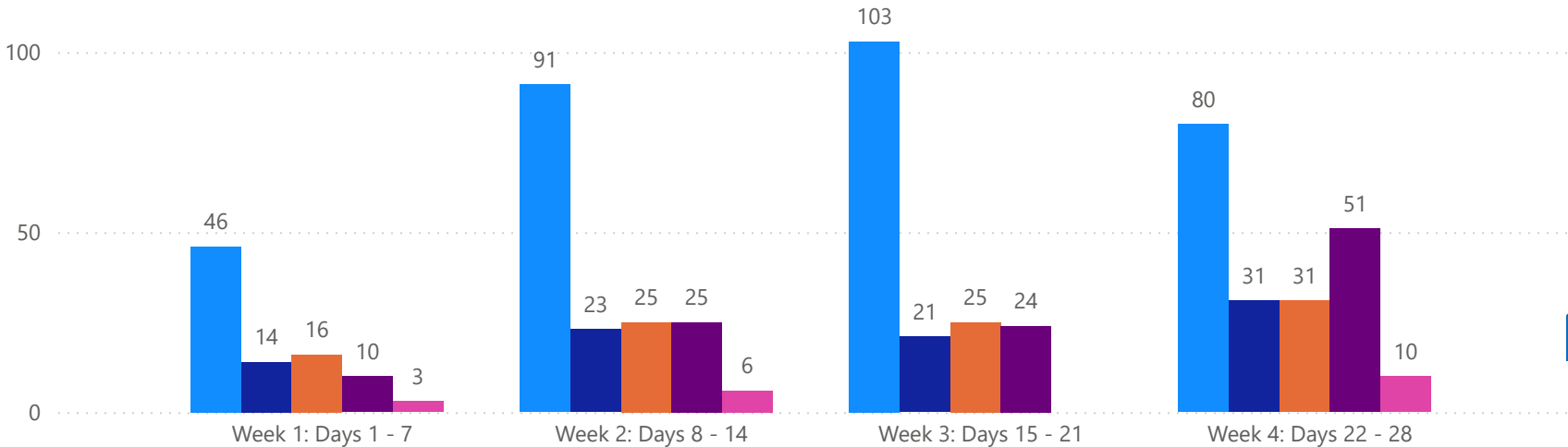
**SUNCOAST TAMPA**  
— ASSOCIATION OF —  
**REALTORS®**

# 4 WEEK REAL ESTATE MARKET REPORT

## MANATEE COUNTY - CONDO

4/24/2025

MLSStatus ● Active ● Canceled ● Pending ● Sold ● Temporarily Off-Market



### TOTALS

MLS Status	4 Week Total
Active	320
Canceled	89
Pending	97
Sold	110
Temporarily Off-Market	19

### DAILY MARKET CHANGE

Category	Sum of Manatee
Back on the Market	2
New Listings	11
Price Decrease	21
Price Increase	0

\*Back on Market can be from these sources - Pending, Temp Off Market, Cancelled and Expired Listing)

### 7 DAY SOLD COMPARISON

Closed Prior Year	Volume	Count
Tuesday, April 22, 2025	\$735,000	3
Monday, April 21, 2025	\$977,000	3
Friday, April 18, 2025	\$969,997	4
<b>Total</b>	<b>\$2,681,997</b>	<b>10</b>

Closed Prior Year	Volume	Count
Tuesday, April 23, 2024	\$1,432,000	4
Monday, April 22, 2024	\$2,734,999	6
Friday, April 19, 2024	\$2,412,000	6
Thursday, April 18, 2024	\$1,510,000	3
Wednesday, April 17, 2024	\$791,900	4
<b>Total</b>	<b>\$8,880,899</b>	<b>23</b>

SUNCOAST TAMPA  
— ASSOCIATION OF —  
REALTORS®