



4 WEEK REAL ESTATE MARKET REPORT

Thursday, June 12, 2025

As of: Friday, June 13, 2025

- 1 Report Breakdown
- 2 Cumulative Tampa Bay Report - Single Family Home
- 3 Cumulative Tampa Bay Report - Condominium
- 4 Pinellas County - Single Family Home
- 5 Pinellas County - Condominium
- 6 Pasco County - Single Family Home
- 7 Pasco County - Condominium
- 8 Hillsborough County - Single Family Home
- 9 Hillsborough County - Condominium
- 10 Sarasota County - Single Family Home
- 11 Sarasota County - Condominium
- 12 Manatee County - Single Family Home
- 13 Manatee County - Condominium

4 WEEK REAL ESTATE MARKET REPORT

REPORT BREAKDOWN

Thursday, June 12, 2025

SUNCOAST TAMPA
— ASSOCIATION OF —
REALTORS®

as of: 6/13/2025

Day 1	Thursday, June 12, 2025
Day 2	Wednesday, June 11, 2025
Day 3	Tuesday, June 10, 2025
Day 4	Monday, June 9, 2025
Day 5	Sunday, June 8, 2025
Day 6	Friday, June 13, 2025
Day 7	Thursday, June 12, 2025
Day 8	Wednesday, June 11, 2025
Day 9	Tuesday, June 10, 2025
Day 10	Monday, June 9, 2025
Day 11	Sunday, June 8, 2025
Day 12	Saturday, June 7, 2025
Day 13	Friday, June 6, 2025
Day 14	Thursday, June 5, 2025
Day 15	Wednesday, June 4, 2025
Day 16	Tuesday, June 3, 2025
Day 17	Monday, June 2, 2025
Day 18	Sunday, June 1, 2025
Day 19	Saturday, May 31, 2025
Day 20	Friday, May 30, 2025
Day 21	Thursday, May 29, 2025
Day 22	Wednesday, May 28, 2025
Day 23	Tuesday, May 27, 2025
Day 24	Monday, May 26, 2025
Day 25	Sunday, May 25, 2025
Day 26	Saturday, May 24, 2025
Day 27	Friday, May 23, 2025
Day 28	Thursday, May 22, 2025

REPORT BREAKDOWN

GRAPH:

Active - Newly listed during the date range

Pending - Status changed to 'pending' during the date range

Sold - Closed during the date range

Canceled - Canceled during the date range

Temp off Market - Status changed to 'temp' off market' during the date range

The date ranges are not cumulative.

Day 1: Thursday, June 12, 2025

Day 28: Thursday, May 22, 2025

TOTALS:

4 Weeks: The summation of each date range (Day 1 - Day 28)

Market Changes

Day 1's New Listings, Price Increase, Price Decreases and Back on Market

Manatee County - Single Family Home

7 Day Sold Comparison

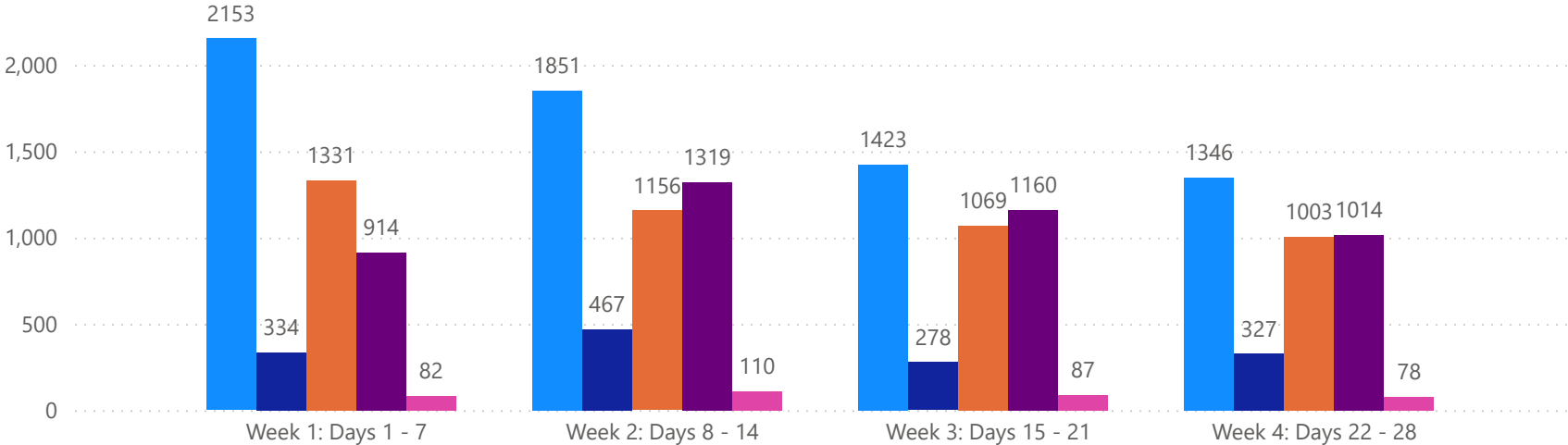
Compares the sold amount and volume in the last 7 days against the same timeframe in the prior year and days 8 - days 14.

4 WEEK REAL ESTATE MARKET REPORT

TAMPA BAY - SINGLE FAMILY HOME

6/12/2025

MLSStatus ● Active ● Canceled ● Pending ● Sold ● Temporarily Off-Market



TOTALS

MLS Status	4 Week Total
Active	6773
Canceled	1406
Pending	4559
Sold	4407
Temporarily Off-Market	357

DAILY MARKET CHANGE

Category	Sum of Total
Back on the Market	49
New Listings	339
Price Decrease	502
Price Increase	38

*Back on Market can be from these sources - Pending, Temp Off Market, Cancelled and Expired Listing)

All data is current as of today, though some MLS statuses may have changed from prior days.

7 DAY SOLD COMPARISON

Closed Prior Year	Volume	Count
Thursday, June 12, 2025	\$72,716,856	139
Wednesday, June 11, 2025	\$69,041,515	115
Tuesday, June 10, 2025	\$98,577,857	179
Monday, June 09, 2025	\$119,155,018	178
Sunday, June 08, 2025	\$567,000	2
Saturday, June 07, 2025	\$3,011,579	4
Friday, June 06, 2025	\$167,094,944	297
Total	\$530,164,769	914

Closed Prior Year	Volume	Count
Tuesday, June 11, 2024	\$83,060,940	139
Monday, June 10, 2024	\$116,211,880	201
Sunday, June 09, 2024	\$2,789,990	5
Saturday, June 08, 2024	\$1,223,000	3
Friday, June 07, 2024	\$190,672,688	303
Thursday, June 06, 2024	\$84,873,901	148
Wednesday, June 05, 2024	\$90,968,137	142
Total	\$569,800,536	941

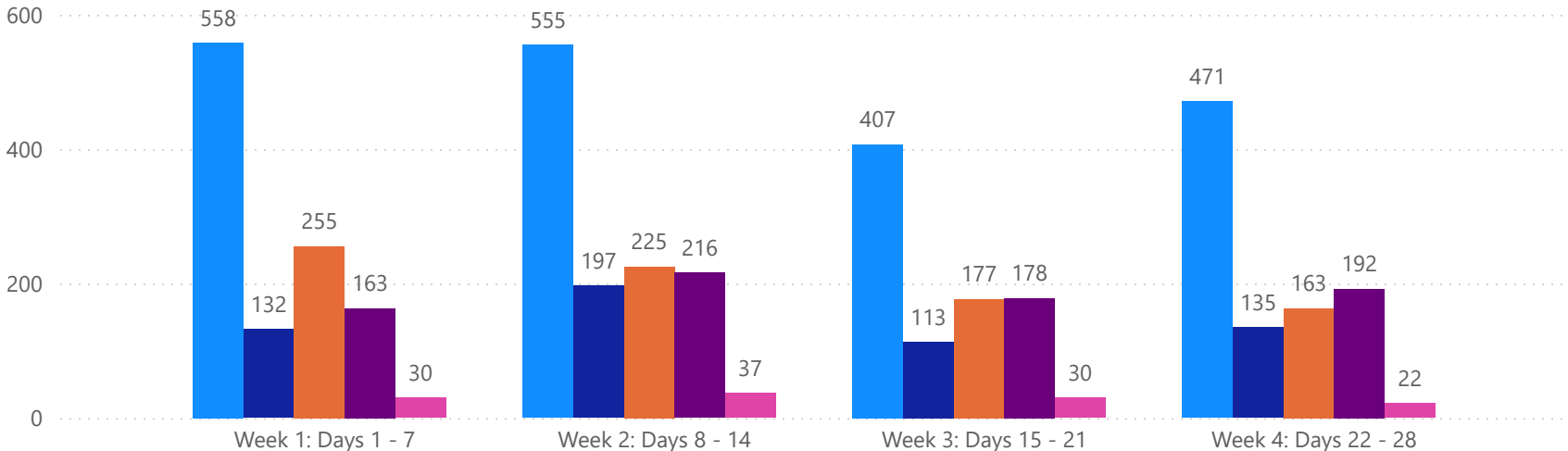
SUNCOAST TAMPA
— ASSOCIATION OF —
REALTORS®

4 WEEK REAL ESTATE MARKET REPORT

TAMPA BAY - CONDO

6/12/2025

MLS Status ● Active ● Canceled ● Pending ● Sold ● Temporarily Off-Market



All data is current as of today, though some MLS statuses may have changed from prior days.

TOTALS

MLS Status	4 Week Total
Active	1991
Canceled	577
Pending	820
Sold	749
Temporarily Off-Market	119

DAILY MARKET CHANGE

Category	Sum of Total
Back on the Market	9
New Listings	49
Price Decrease	109
Price Increase	0

*Back on Market can be from these sources - Pending, Temp Off Market, Cancelled and Expired Listing)

7 DAY SOLD COMPARISON

Closed Prior Year	Volume	Count
Thursday, June 12, 2025	\$11,414,900	20
Wednesday, June 11, 2025	\$6,782,500	20
Tuesday, June 10, 2025	\$12,242,900	38
Monday, June 09, 2025	\$6,564,400	24
Sunday, June 08, 2025	\$190,000	1
Saturday, June 07, 2025	\$2,270,000	4
Friday, June 06, 2025	\$16,184,400	56
Total	\$55,649,100	163

Closed Prior Year	Volume	Count
Tuesday, June 11, 2024	\$23,088,861	31
Monday, June 10, 2024	\$18,734,703	42
Saturday, June 08, 2024	\$305,000	1
Friday, June 07, 2024	\$42,499,000	79
Thursday, June 06, 2024	\$21,294,700	34
Wednesday, June 05, 2024	\$14,732,810	31
Total	\$120,655,074	218

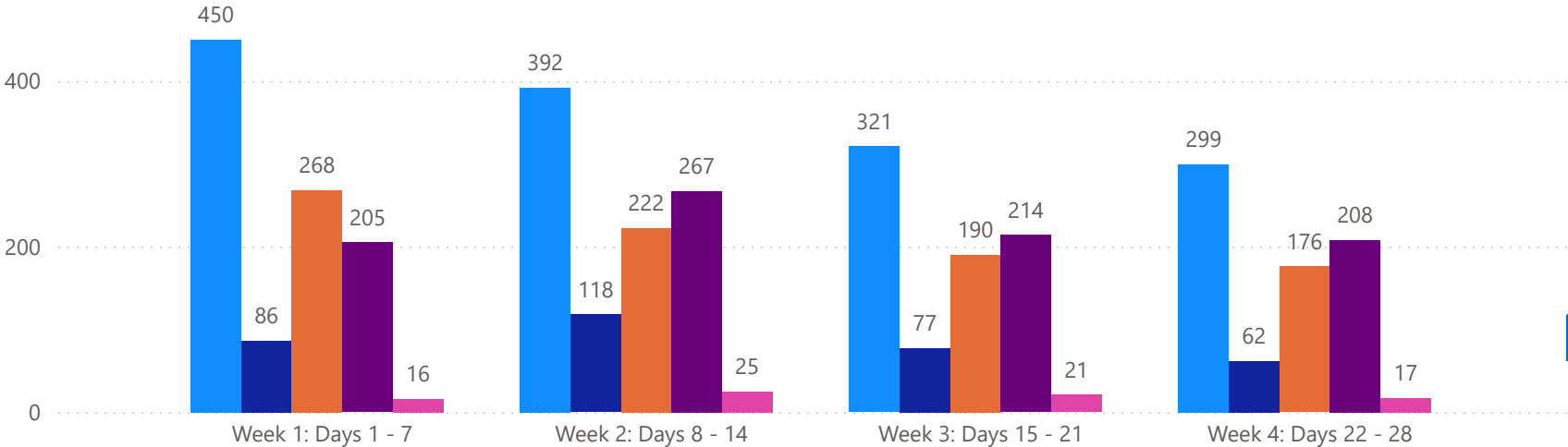
SUNCOAST TAMPA
— ASSOCIATION OF —
REALTORS®

4 WEEK REAL ESTATE MARKET REPORT

PINELLAS COUNTY - SINGLE FAMILY HOME

6/12/2025

MLSStatus ● Active ● Canceled ● Pending ● Sold ● Temporarily Off-Market



TOTALS

MLS Status	4 Week Total
Active	1462
Canceled	343
Pending	856
Sold	894
Temporarily Off-Market	79

DAILY MARKET CHANGE

Category	Sum of Pinellas
Back on the Market	9
New Listings	68
Price Decrease	114
Price Increase	4

*Back on Market can be from these sources - Pending, Temp Off Market, Cancelled and Expired Listing)

All data is current as of today, though some MLS statuses may have changed from prior days.

7 DAY SOLD COMPARISON

Closed Prior Year	Volume	Count	Closed Prior Year	Volume	Count
Thursday, June 12, 2025	\$14,345,172	25	Tuesday, June 11, 2024	\$14,163,089	29
Wednesday, June 11, 2025	\$17,452,500	27	Monday, June 10, 2024	\$28,389,749	37
Tuesday, June 10, 2025	\$19,870,215	35	Friday, June 07, 2024	\$34,209,154	62
Monday, June 09, 2025	\$32,002,625	47	Thursday, June 06, 2024	\$20,287,100	35
Friday, June 06, 2025	\$40,988,635	71	Wednesday, June 05, 2024	\$18,588,900	33
Total	\$124,659,147	205	Total	\$115,637,992	196

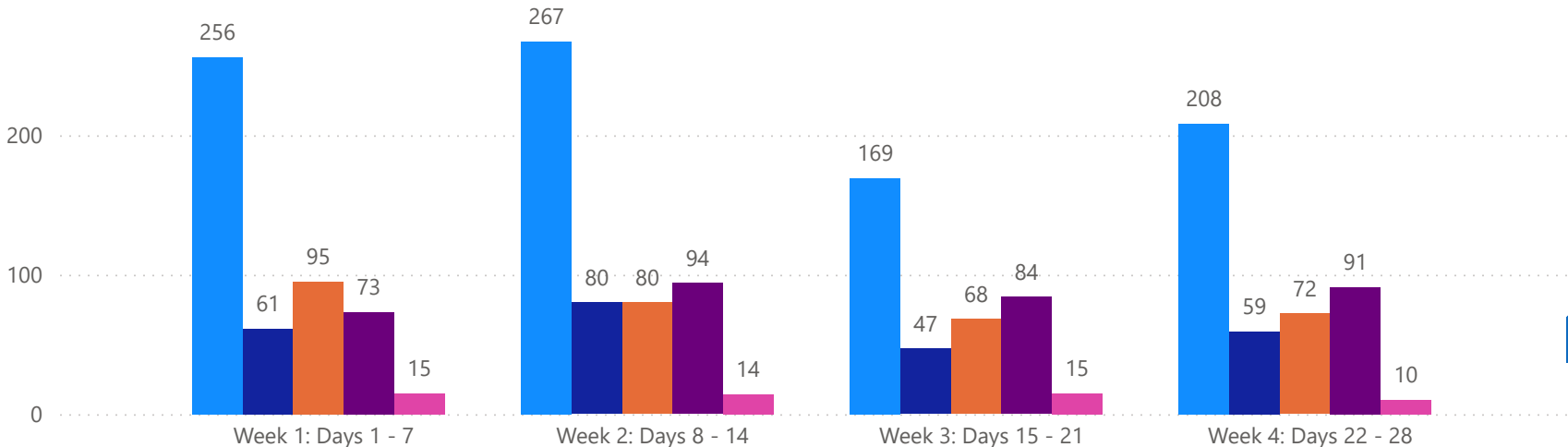
SUNCOAST TAMPA
— ASSOCIATION OF —
REALTORS®

4 WEEK REAL ESTATE MARKET REPORT

PINELLAS COUNTY - CONDO

6/12/2025

MLSStatus ● Active ● Canceled ● Pending ● Sold ● Temporarily Off-Market



All data is current as of today, though some MLS statuses may have changed from prior days.

TOTALS

MLS Status	4 Week Total
Active	900
Canceled	247
Pending	315
Sold	342
Temporarily Off-Market	54

DAILY MARKET CHANGE

Category	Sum of Pinellas
Back on the Market	3
New Listings	22
Price Decrease	42
Price Increase	0

*Back on Market can be from these sources - Pending, Temp Off Market, Cancelled and Expired Listing)

7 DAY SOLD COMPARISON

Closed Prior Year	Volume	Count
Thursday, June 12, 2025	\$1,574,000	5
Wednesday, June 11, 2025	\$2,189,000	9
Tuesday, June 10, 2025	\$7,866,600	23
Monday, June 09, 2025	\$2,606,400	9
Saturday, June 07, 2025	\$1,095,000	2
Friday, June 06, 2025	\$5,948,400	25
Total	\$21,279,400	73

Closed Prior Year	Volume	Count
Tuesday, June 11, 2024	\$6,670,000	10
Monday, June 10, 2024	\$9,704,203	23
Friday, June 07, 2024	\$7,643,500	28
Thursday, June 06, 2024	\$4,657,000	13
Wednesday, June 05, 2024	\$4,309,999	12
Total	\$32,984,702	86

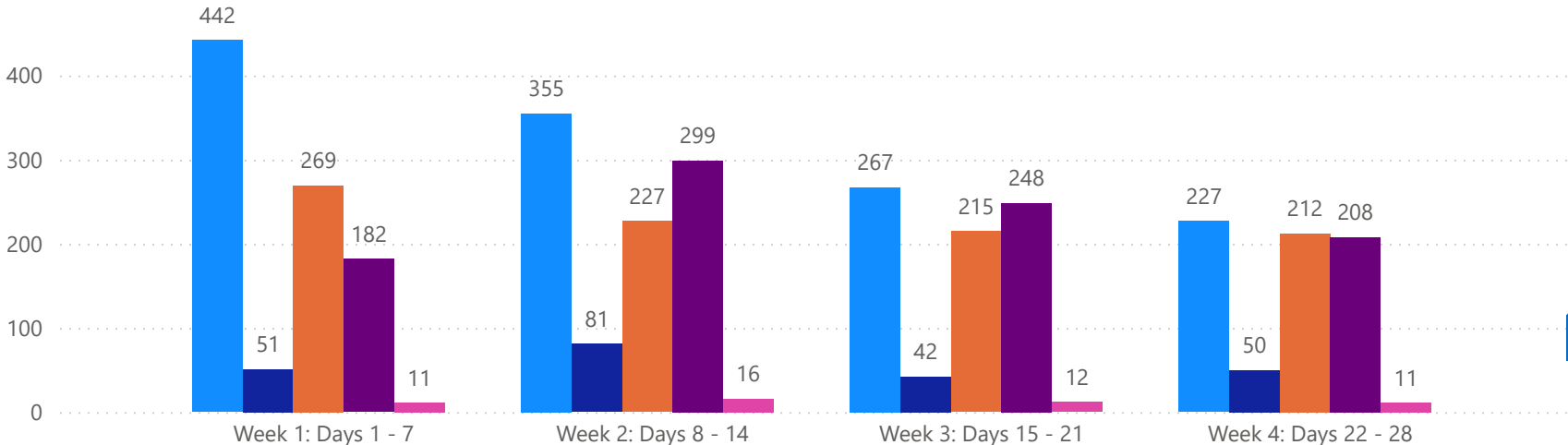
SUNCOAST TAMPA
— ASSOCIATION OF —
REALTORS®

4 WEEK REAL ESTATE MARKET REPORT

PASCO COUNTY - SINGLE FAMILY HOME

6/12/2025

MLSStatus ● Active ● Canceled ● Pending ● Sold ● Temporarily Off-Market



All data is current as of today, though some MLS statuses may have changed from prior days.

TOTALS

MLS Status	4 Week Total
Active	1291
Canceled	224
Pending	923
Sold	937
Temporarily Off-Market	50

DAILY MARKET CHANGE

Category	Sum of Pasco
Back on the Market	3
New Listings	71
Price Decrease	105
Price Increase	6

*Back on Market can be from these sources - Pending, Temp Off Market, Cancelled and Expired Listing)

7 DAY SOLD COMPARISON

Closed Prior Year	Volume	Count
Thursday, June 12, 2025	\$11,668,292	29
Wednesday, June 11, 2025	\$8,266,371	22
Tuesday, June 10, 2025	\$12,749,783	37
Monday, June 09, 2025	\$17,968,230	39
Sunday, June 08, 2025	\$310,000	1
Saturday, June 07, 2025	\$351,879	1
Friday, June 06, 2025	\$22,581,971	53
Total	\$73,896,526	182

Closed Prior Year	Volume	Count
Tuesday, June 11, 2024	\$9,927,546	22
Monday, June 10, 2024	\$18,609,525	43
Saturday, June 08, 2024	\$829,000	2
Friday, June 07, 2024	\$28,468,950	68
Thursday, June 06, 2024	\$14,687,790	32
Wednesday, June 05, 2024	\$11,739,115	27
Total	\$84,261,926	194

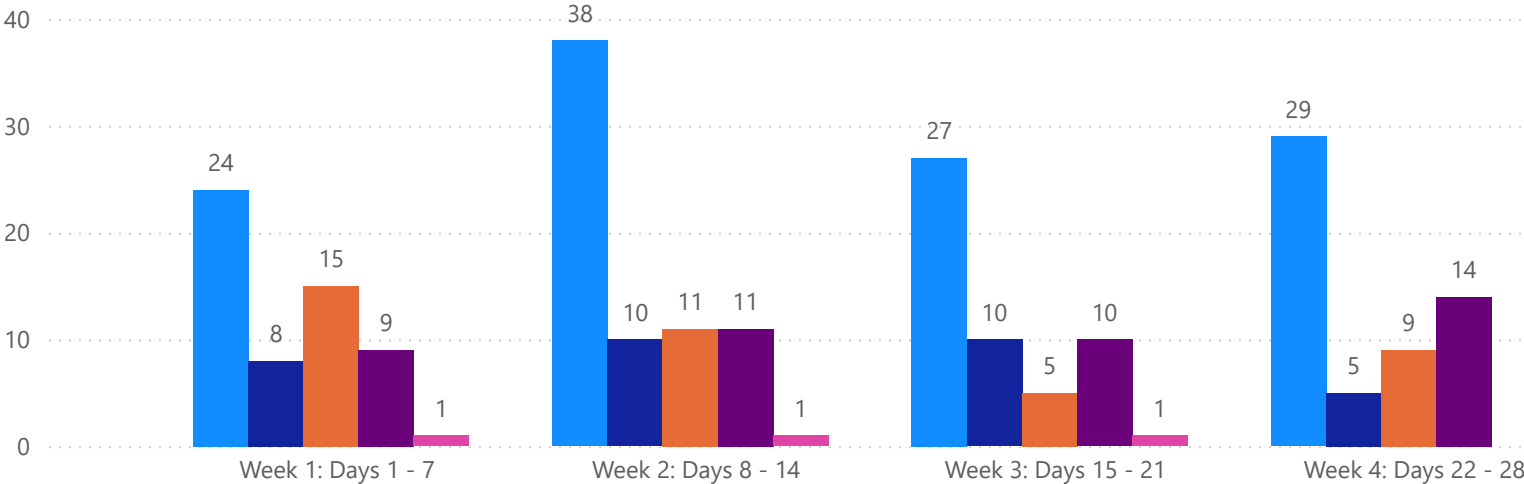
SUNCOAST TAMPA
— ASSOCIATION OF —
REALTORS®

4 WEEK REAL ESTATE MARKET REPORT

PASCO COUNTY - CONDO

6/12/2025

MLS Status ● Active ● Canceled ● Pending ● Sold ● Temporarily Off-Market



All data is current as of today, though some MLS statuses may have changed from prior days.

TOTALS

MLS Status	4 Week Total
Active	118
Canceled	33
Pending	40
Sold	44
Temporarily Off-Market	3

DAILY MARKET CHANGE

Category	Sum of Pasco
Back on the Market	2
New Listings	2
Price Decrease	10
Price Increase	0

*Back on Market can be from these sources - Pending, Temp Off Market, Cancelled and Expired Listing)

7 DAY SOLD COMPARISON

Closed Prior Year	Volume	Count
Thursday, June 12, 2025	\$479,900	2
Wednesday, June 11, 2025	\$448,000	2
Tuesday, June 10, 2025	\$285,500	2
Monday, June 09, 2025	\$334,000	2
Friday, June 06, 2025	\$192,500	1
Total	\$1,739,900	9

Closed Prior Year	Volume	Count
Tuesday, June 11, 2024	\$102,000	1
Monday, June 10, 2024	\$279,000	1
Friday, June 07, 2024	\$985,000	6
Thursday, June 06, 2024	\$768,200	3
Wednesday, June 05, 2024	\$175,000	1
Total	\$2,309,200	12

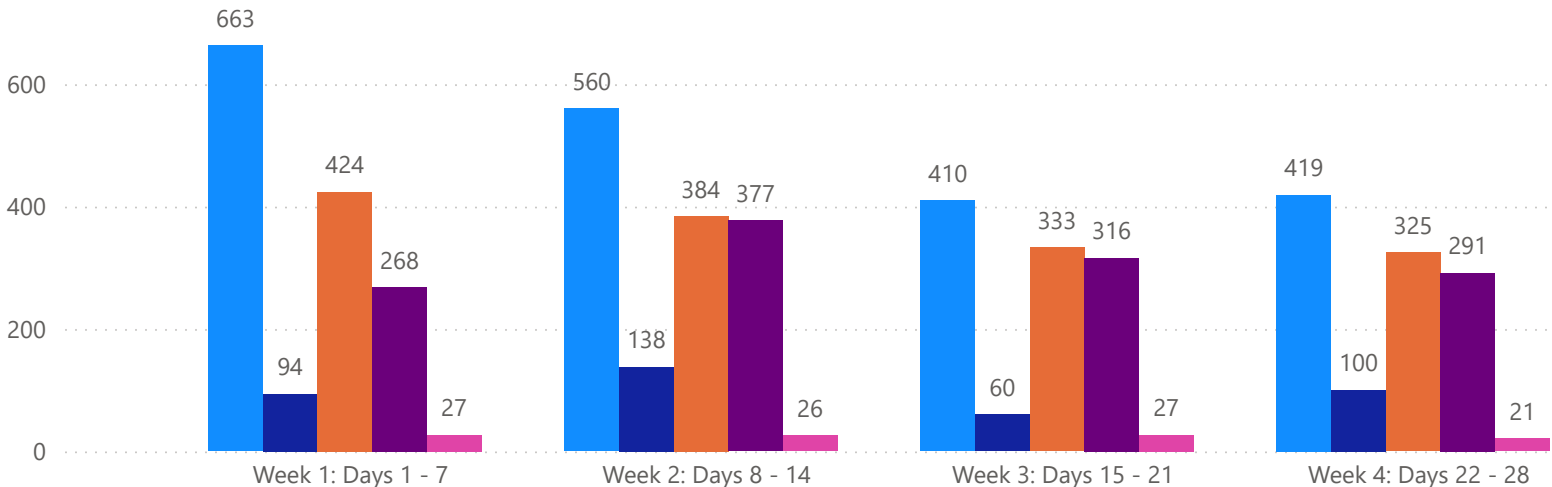
SUNCOAST TAMPA
— ASSOCIATION OF —
REALTORS®

4 WEEK REAL ESTATE MARKET REPORT

HILLSBOROUGH COUNTY - SINGLE FAMILY HOME

6/12/2025

MLSStatus ● Active ● Canceled ● Pending ● Sold ● Temporarily Off-Market



All data is current as of today, though some MLS statuses may have changed from prior days.

TOTALS

MLS Status	4 Week Total
Active	2052
Canceled	392
Pending	1466
Sold	1252
Temporarily Off-Market	101

DAILY MARKET CHANGE

Category	Sum of Hillsborough	*Back on Market can be from these sources - Pending, Temp Off Market, Cancelled and Expired Listing)
Back on the Market	20	
New Listings	109	
Price Decrease	131	
Price Increase	4	

7 DAY SOLD COMPARISON

Closed Prior Year	Volume	Count	Closed Prior Year	Volume	Count
Thursday, June 12, 2025	\$20,300,156	35	Tuesday, June 11, 2024	\$24,067,445	43
Wednesday, June 11, 2025	\$17,394,629	28	Monday, June 10, 2024	\$28,393,843	54
Tuesday, June 10, 2025	\$36,099,854	58	Sunday, June 09, 2024	\$441,000	1
Monday, June 09, 2025	\$32,244,104	47	Friday, June 07, 2024	\$59,282,767	93
Saturday, June 07, 2025	\$430,000	1	Thursday, June 06, 2024	\$25,270,963	42
Friday, June 06, 2025	\$62,336,725	99	Wednesday, June 05, 2024	\$27,921,428	43
Total	\$168,805,468	268	Total	\$165,377,446	276

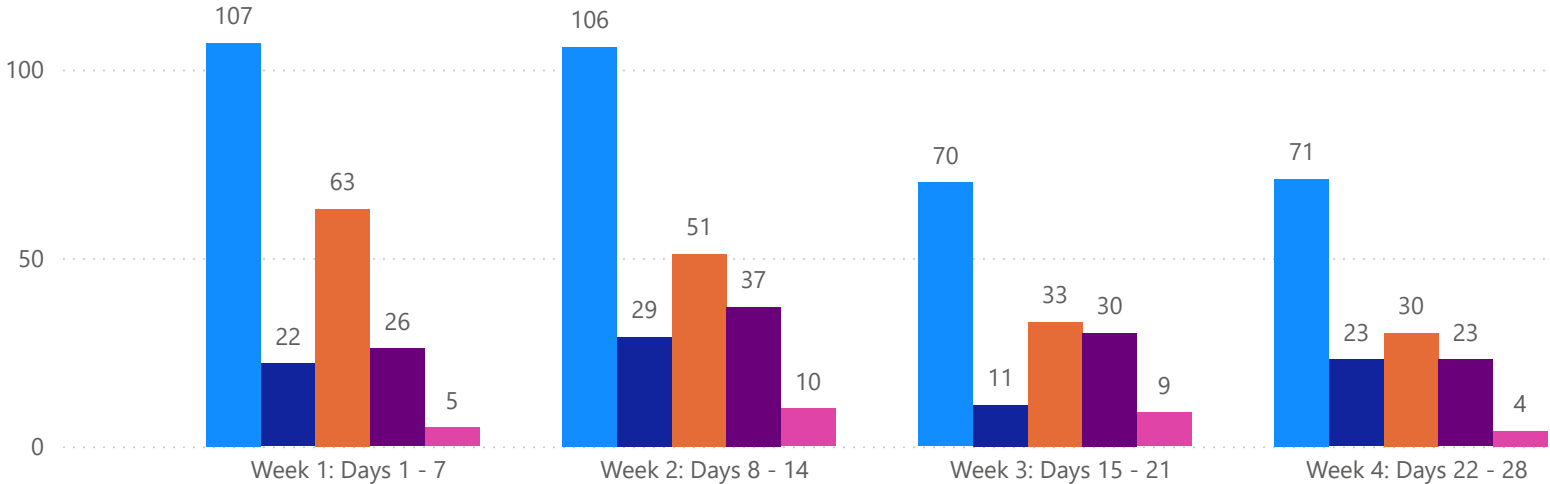
SUNCOAST TAMPA
— ASSOCIATION OF —
REALTORS®

4 WEEK REAL ESTATE MARKET REPORT

HILLSBOROUGH COUNTY - CONDO

6/12/2025

MLS Status ● Active ● Canceled ● Pending ● Sold ● Temporarily Off-Market



All data is current as of today, though some MLS statuses may have changed from prior days.

TOTALS

MLS Status	4 Week Total
Active	354
Canceled	85
Pending	177
Sold	116
Temporarily Off-Market	28

DAILY MARKET CHANGE

Category	Sum of Hillsborough	
Back on the Market	1	*Back on Market can be from these sources - Pending, Temp Off Market, Cancelled and Expired Listing)
New Listings	15	
Price Decrease	18	
Price Increase	0	

7 DAY SOLD COMPARISON

Closed Prior Year	Volume	Count
Thursday, June 12, 2025	\$758,000	4
Wednesday, June 11, 2025	\$425,000	3
Tuesday, June 10, 2025	\$670,000	2
Monday, June 09, 2025	\$2,074,000	6
Saturday, June 07, 2025	\$1,175,000	2
Friday, June 06, 2025	\$2,536,000	9
Total	\$7,638,000	26

Closed Prior Year	Volume	Count
Tuesday, June 11, 2024	\$9,732,611	7
Monday, June 10, 2024	\$1,817,000	7
Saturday, June 08, 2024	\$305,000	1
Friday, June 07, 2024	\$23,713,250	22
Thursday, June 06, 2024	\$8,049,250	6
Wednesday, June 05, 2024	\$5,333,911	9
Total	\$48,951,022	52

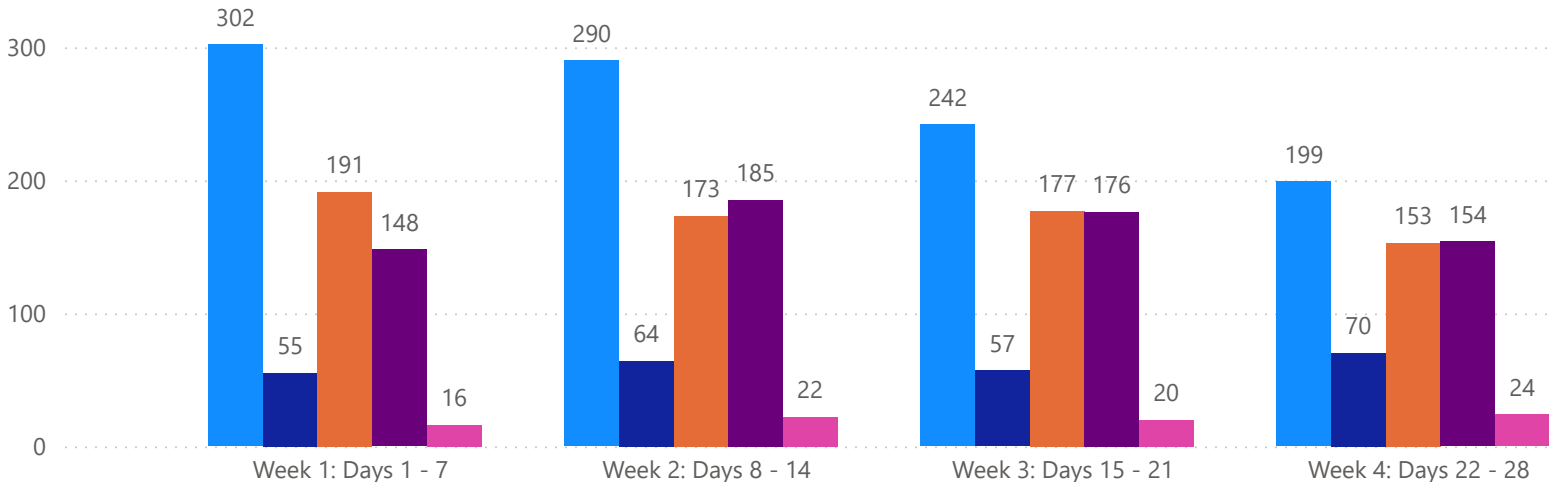
SUNCOAST TAMPA
— ASSOCIATION OF —
REALTORS®

4 WEEK REAL ESTATE MARKET REPORT

SARASOTA COUNTY - SINGLE FAMILY HOME

6/12/2025

MLS Status ● Active ● Canceled ● Pending ● Sold ● Temporarily Off-Market



All data is current as of today, though some MLS statuses may have changed from prior days.

TOTALS

MLS Status	4 Week Total
Active	1033
Canceled	246
Pending	694
Sold	663
Temporarily Off-Market	82

DAILY MARKET CHANGE

Category	Sum of Sarasota
Back on the Market	11
New Listings	43
Price Decrease	73
Price Increase	5

*Back on Market can be from these sources - Pending, Temp Off Market, Cancelled and Expired Listing)

7 DAY SOLD COMPARISON

Closed Prior Year	Volume	Count	Closed Prior Year	Volume	Count
Thursday, June 12, 2025	\$17,160,377	29	Tuesday, June 11, 2024	\$14,795,720	24
Wednesday, June 11, 2025	\$15,034,526	23	Monday, June 10, 2024	\$25,060,466	42
Tuesday, June 10, 2025	\$19,559,901	30	Sunday, June 09, 2024	\$880,000	1
Monday, June 09, 2025	\$23,630,399	23	Saturday, June 08, 2024	\$394,000	1
Sunday, June 08, 2025	\$257,000	1	Friday, June 07, 2024	\$39,724,235	37
Saturday, June 07, 2025	\$2,229,700	2	Thursday, June 06, 2024	\$9,731,118	17
Friday, June 06, 2025	\$23,648,113	40	Wednesday, June 05, 2024	\$8,952,400	16
Total	\$101,520,016	148	Total	\$99,537,939	138

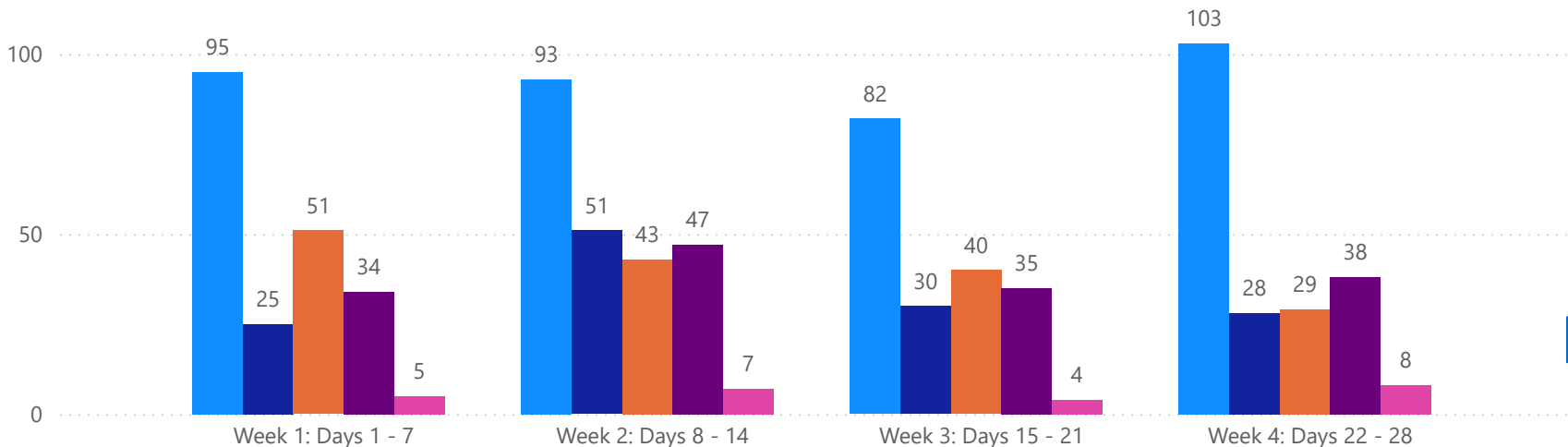
SUNCOAST TAMPA
— ASSOCIATION OF —
REALTORS®

4 WEEK REAL ESTATE MARKET REPORT

SARASOTA COUNTY - CONDO

6/12/2025

MLS Status ● Active ● Canceled ● Pending ● Sold ● Temporarily Off-Market



All data is current as of today, though some MLS statuses may have changed from prior days.

TOTALS

MLS Status	4 Week Total
Active	373
Canceled	134
Pending	163
Sold	154
Temporarily Off-Market	24

DAILY MARKET CHANGE

Category	Sum of Sarasota
Back on the Market	1
New Listings	1
Price Decrease	22
Price Increase	0

*Back on Market can be from these sources - Pending, Temp Off Market, Cancelled and Expired Listing)

7 DAY SOLD COMPARISON

Closed Prior Year	Volume	Count
Thursday, June 12, 2025	\$7,069,000	5
Wednesday, June 11, 2025	\$3,720,500	6
Tuesday, June 10, 2025	\$2,173,000	5
Monday, June 09, 2025	\$695,000	3
Sunday, June 08, 2025	\$190,000	1
Friday, June 06, 2025	\$5,607,000	14
Total	\$19,454,500	34

Closed Prior Year	Volume	Count
Tuesday, June 11, 2024	\$5,351,250	9
Monday, June 10, 2024	\$3,719,000	5
Friday, June 07, 2024	\$6,984,000	14
Thursday, June 06, 2024	\$7,328,250	10
Wednesday, June 05, 2024	\$3,453,900	7
Total	\$26,836,400	45

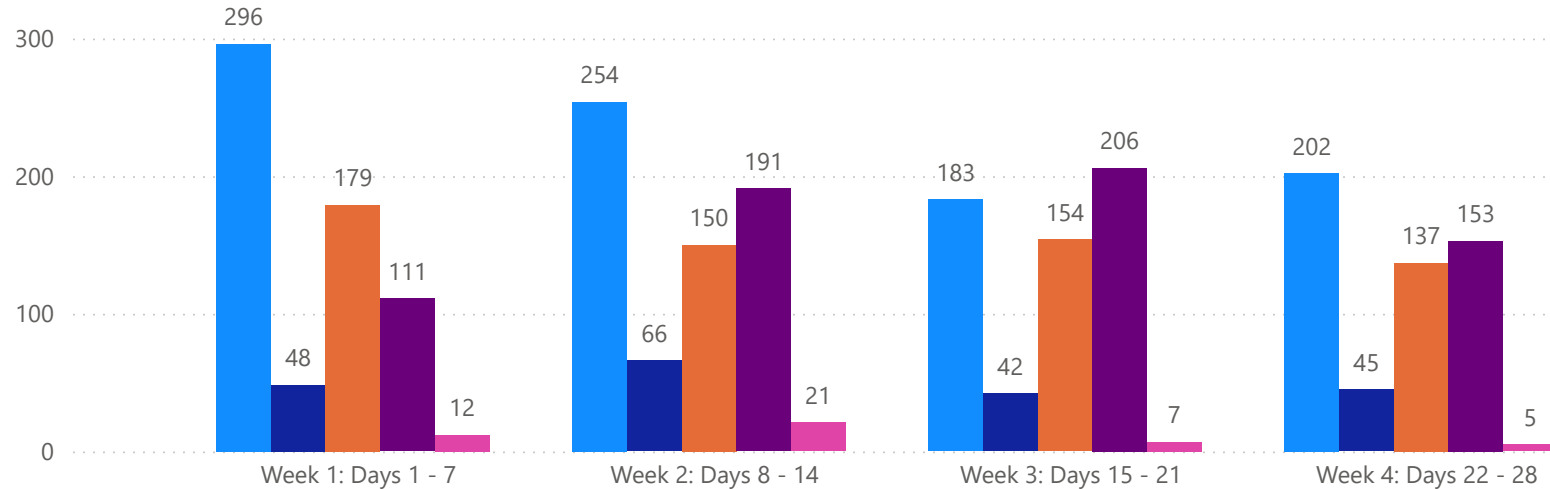
SUNCOAST TAMPA
— ASSOCIATION OF —
REALTORS®

4 WEEK REAL ESTATE MARKET REPORT

MANATEE COUNTY - SINGLE FAMILY HOME

6/12/2025

MLS Status ● Active ● Canceled ● Pending ● Sold ● Temporarily Off-Market



All data is current as of today, though some MLS statuses may have changed from prior days.

TOTALS

MLS Status	4 Week Total
Active	935
Canceled	201
Pending	620
Sold	661
Temporarily Off-Market	45

DAILY MARKET CHANGE

Category	Sum of Manatee
Back on the Market	6
New Listings	48
Price Decrease	79
Price Increase	19

*Back on Market can be from these sources - Pending, Temp Off Market, Cancelled and Expired Listing)

7 DAY SOLD COMPARISON

Closed Prior Year	Volume	Count
Thursday, June 12, 2025	\$9,242,859	21
Wednesday, June 11, 2025	\$10,893,489	15
Tuesday, June 10, 2025	\$10,298,104	19
Monday, June 09, 2025	\$13,309,660	22
Friday, June 06, 2025	\$17,539,500	34
Total	\$61,283,612	111

Closed Prior Year	Volume	Count
Tuesday, June 11, 2024	\$20,107,140	21
Monday, June 10, 2024	\$15,758,297	25
Sunday, June 09, 2024	\$1,468,990	3
Friday, June 07, 2024	\$28,987,582	43
Thursday, June 06, 2024	\$14,896,930	22
Wednesday, June 05, 2024	\$23,766,294	23
Total	\$104,985,233	137

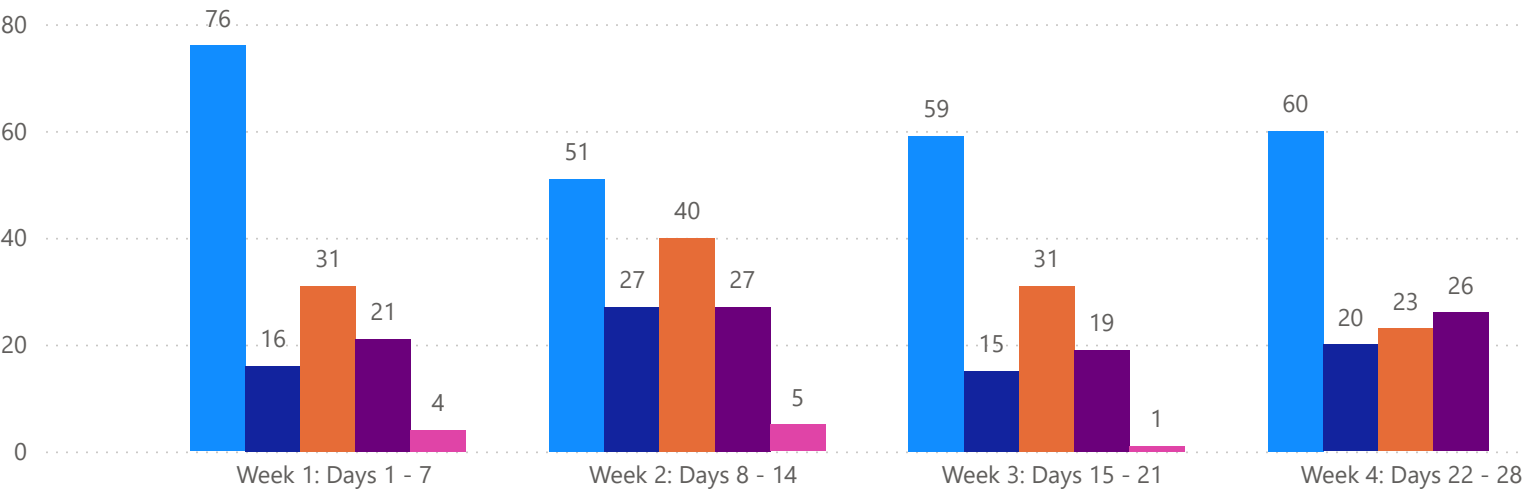
SUNCOAST TAMPA
— ASSOCIATION OF —
REALTORS®

4 WEEK REAL ESTATE MARKET REPORT

MANATEE COUNTY - CONDO

6/12/2025

MLSStatus ● Active ● Canceled ● Pending ● Sold ● Temporarily Off-Market



TOTALS

MLS Status	4 Week Total
Active	246
Canceled	78
Pending	125
Sold	93
Temporarily Off-Market	10

DAILY MARKET CHANGE

Category	Sum of Manatee
Back on the Market	2
New Listings	9
Price Decrease	17
Price Increase	0

*Back on Market can be from these sources - Pending, Temp Off Market, Cancelled and Expired Listing)

7 DAY SOLD COMPARISON

Closed Prior Year	Volume	Count
Thursday, June 12, 2025	\$1,534,000	4
Tuesday, June 10, 2025	\$1,247,800	6
Monday, June 09, 2025	\$855,000	4
Friday, June 06, 2025	\$1,900,500	7
Total	\$5,537,300	21

Closed Prior Year	Volume	Count
Tuesday, June 11, 2024	\$1,233,000	4
Monday, June 10, 2024	\$3,215,500	6
Friday, June 07, 2024	\$3,173,250	9
Thursday, June 06, 2024	\$492,000	2
Wednesday, June 05, 2024	\$1,460,000	2
Total	\$9,573,750	23

SUNCOAST TAMPA
— ASSOCIATION OF —
REALTORS®