



## 4 WEEK REAL ESTATE MARKET REPORT

Monday, June 23, 2025

*As of: Tuesday, June 24, 2025*

- 1 Report Breakdown
- 2 Cumulative Tampa Bay Report - Single Family Home
- 3 Cumulative Tampa Bay Report - Condominium
- 4 Pinellas County - Single Family Home
- 5 Pinellas County - Condominium
- 6 Pasco County - Single Family Home
- 7 Pasco County - Condominium
- 8 Hillsborough County - Single Family Home
- 9 Hillsborough County - Condominium
- 10 Sarasota County - Single Family Home
- 11 Sarasota County - Condominium
- 12 Manatee County - Single Family Home
- 13 Manatee County - Condominium

# 4 WEEK REAL ESTATE MARKET REPORT

## REPORT BREAKDOWN

Monday, June 23, 2025



as of: 6/24/2025

Day 1	Monday, June 23, 2025
Day 2	Sunday, June 22, 2025
Day 3	Saturday, June 21, 2025
Day 4	Friday, June 20, 2025
Day 5	Thursday, June 19, 2025
Day 6	Tuesday, June 24, 2025
Day 7	Monday, June 23, 2025
Day 8	Sunday, June 22, 2025
Day 9	Saturday, June 21, 2025
Day 10	Friday, June 20, 2025
Day 11	Thursday, June 19, 2025
Day 12	Wednesday, June 18, 2025
Day 13	Tuesday, June 17, 2025
Day 14	Monday, June 16, 2025
Day 15	Sunday, June 15, 2025
Day 16	Saturday, June 14, 2025
Day 17	Friday, June 13, 2025
Day 18	Thursday, June 12, 2025
Day 19	Wednesday, June 11, 2025
Day 20	Tuesday, June 10, 2025
Day 21	Monday, June 9, 2025
Day 22	Sunday, June 8, 2025
Day 23	Saturday, June 7, 2025
Day 24	Friday, June 6, 2025
Day 25	Thursday, June 5, 2025
Day 26	Wednesday, June 4, 2025
Day 27	Tuesday, June 3, 2025
Day 28	Monday, June 2, 2025

### REPORT BREAKDOWN

#### GRAPH:

Active - Newly listed during the date range

Pending - Status changed to 'pending' during the date range

Sold - Closed during the date range

Canceled - Canceled during the date range

Temp off Market - Status changed to 'temp' off market' during the date range

The date ranges are not cumulative.

Day 1: Monday, June 23, 2025

Day 28: Monday, June 2, 2025

#### TOTALS:

4 Weeks: The summation of each date range (Day 1 - Day 28)

#### Market Changes

Day 1's New Listings, Price Increase, Price Decreases and Back on Market

Manatee County - Single Family Home

#### 7 Day Sold Comparison

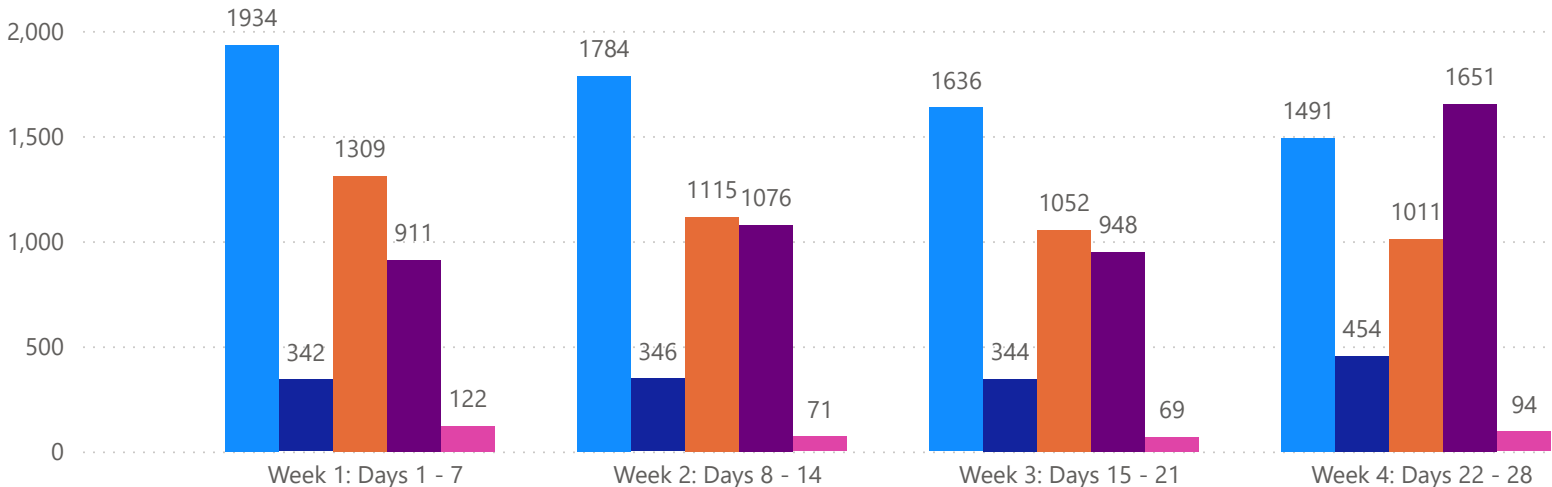
Compares the sold amount and volume in the last 7 days against the same timeframe in the prior year and days 8 - days 14.

# 4 WEEK REAL ESTATE MARKET REPORT

## TAMPA BAY - SINGLE FAMILY HOME

### 6/23/2025

**MLS Status** ● Active ● Canceled ● Pending ● Sold ● Temporarily Off-Market



*All data is current as of today, though some MLS statuses may have changed from prior days.*

### TOTALS

MLS Status	4 Week Total
Active	6845
Canceled	1486
Pending	4487
Sold	4586
Temporarily Off-Market	356

### DAILY MARKET CHANGE

Category	Sum of Total
Back on the Market	47
New Listings	131
Price Decrease	441
Price Increase	32

\*Back on Market can be from these sources - Pending, Temp Off Market, Cancelled and Expired Listing)

### 7 DAY SOLD COMPARISON

Closed Prior Year	Volume	Count
Monday, June 23, 2025	\$96,318,519	142
Saturday, June 21, 2025	\$1,619,700	4
Friday, June 20, 2025	\$193,131,473	341
Thursday, June 19, 2025	\$13,663,750	30
Wednesday, June 18, 2025	\$129,965,861	226
Tuesday, June 17, 2025	\$89,060,628	168
<b>Total</b>	<b>\$523,759,931</b>	<b>911</b>

Closed Prior Year	Volume	Count
Saturday, June 22, 2024	\$5,430,688	12
Friday, June 21, 2024	\$205,183,689	337
Thursday, June 20, 2024	\$135,373,749	203
Wednesday, June 19, 2024	\$16,372,270	30
Tuesday, June 18, 2024	\$137,006,989	225
Monday, June 17, 2024	\$136,881,426	211
Sunday, June 16, 2024	\$3,820,245	10
<b>Total</b>	<b>\$640,069,056</b>	<b>1028</b>

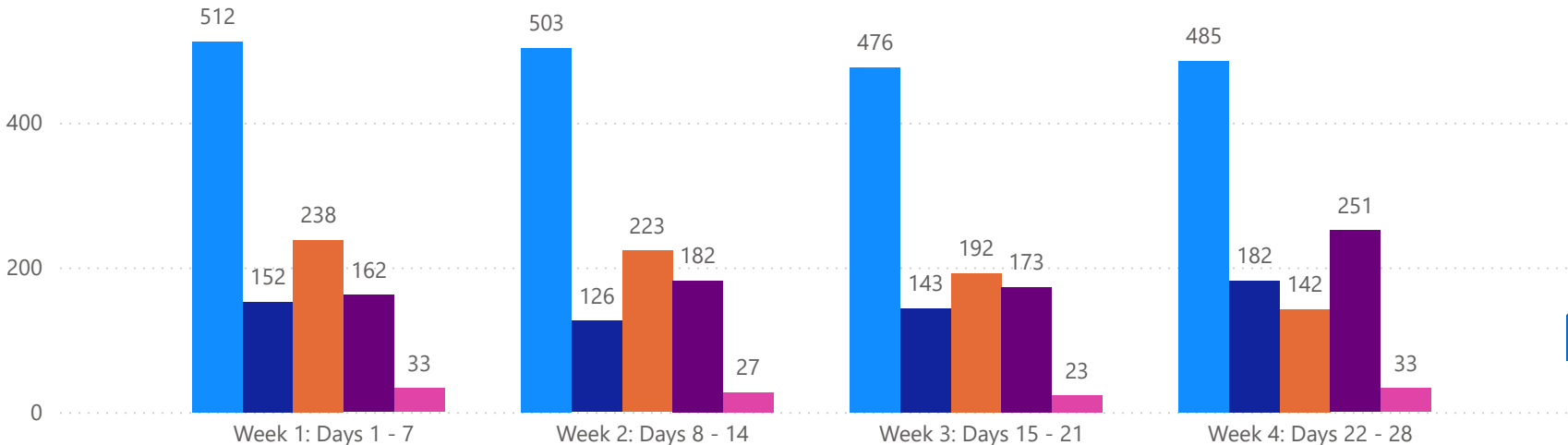
**SUNCOAST TAMPA**  
— ASSOCIATION OF —  
**REALTORS®**

# 4 WEEK REAL ESTATE MARKET REPORT

## TAMPA BAY - CONDO

6/23/2025

**MLS Status** ● Active ● Canceled ● Pending ● Sold ● Temporarily Off-Market



All data is current as of today, though some MLS statuses may have changed from prior days.

### TOTALS

MLS Status	4 Week Total
Active	1976
Canceled	603
Pending	795
Sold	768
Temporarily Off-Market	116

### DAILY MARKET CHANGE

Category	Sum of Total
Back on the Market	14
New Listings	43
Price Decrease	92
Price Increase	4

\*Back on Market can be from these sources - Pending, Temp Off Market, Cancelled and Expired Listing)

### 7 DAY SOLD COMPARISON

Closed Prior Year	Volume	Count	Closed Prior Year	Volume	Count
Monday, June 23, 2025	\$6,047,100	17	Saturday, June 22, 2024	\$2,036,000	5
Saturday, June 21, 2025	\$131,000	1	Friday, June 21, 2024	\$29,792,971	72
Friday, June 20, 2025	\$21,113,600	66	Thursday, June 20, 2024	\$25,636,828	45
Thursday, June 19, 2025	\$2,874,500	8	Wednesday, June 19, 2024	\$1,506,000	7
Wednesday, June 18, 2025	\$19,085,400	44	Tuesday, June 18, 2024	\$18,818,950	38
Tuesday, June 17, 2025	\$14,712,000	26	Monday, June 17, 2024	\$27,867,400	52
<b>Total</b>	<b>\$63,963,600</b>	<b>162</b>	<b>Total</b>	<b>\$105,658,149</b>	<b>219</b>

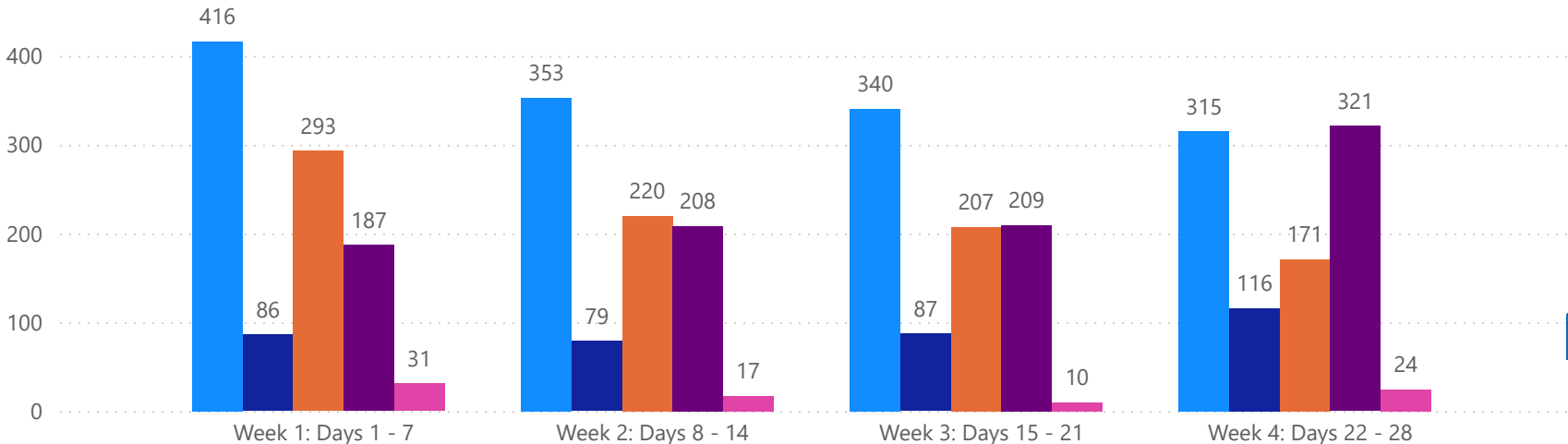
**SUNCOAST TAMPA**  
— ASSOCIATION OF —  
**REALTORS®**

# 4 WEEK REAL ESTATE MARKET REPORT

## PINELLAS COUNTY - SINGLE FAMILY HOME

### 6/23/2025

**MLSStatus** ● Active ● Canceled ● Pending ● Sold ● Temporarily Off-Market



*All data is current as of today, though some MLS statuses may have changed from prior days.*

#### TOTALS

MLS Status	4 Week Total
Active	1424
Canceled	368
Pending	891
Sold	925
Temporarily Off-Market	82

#### DAILY MARKET CHANGE

Category	Sum of Pinellas
Back on the Market	15
New Listings	32
Price Decrease	100
Price Increase	4

\*Back on Market can be from these sources - Pending, Temp Off Market, Cancelled and Expired Listing)

#### 7 DAY SOLD COMPARISON

Closed Prior Year	Volume	Count
Monday, June 23, 2025	\$16,217,496	24
Saturday, June 21, 2025	\$665,000	1
Friday, June 20, 2025	\$44,473,640	70
Thursday, June 19, 2025	\$2,052,500	5
Wednesday, June 18, 2025	\$32,933,500	50
Tuesday, June 17, 2025	\$20,989,250	37
<b>Total</b>	<b>\$117,331,386</b>	<b>187</b>

Closed Prior Year	Volume	Count
Saturday, June 22, 2024	\$1,158,658	3
Friday, June 21, 2024	\$39,440,899	61
Thursday, June 20, 2024	\$27,866,420	41
Wednesday, June 19, 2024	\$5,370,050	6
Tuesday, June 18, 2024	\$29,849,350	40
Monday, June 17, 2024	\$19,109,524	33
Sunday, June 16, 2024	\$242,500	1
<b>Total</b>	<b>\$123,037,401</b>	<b>185</b>

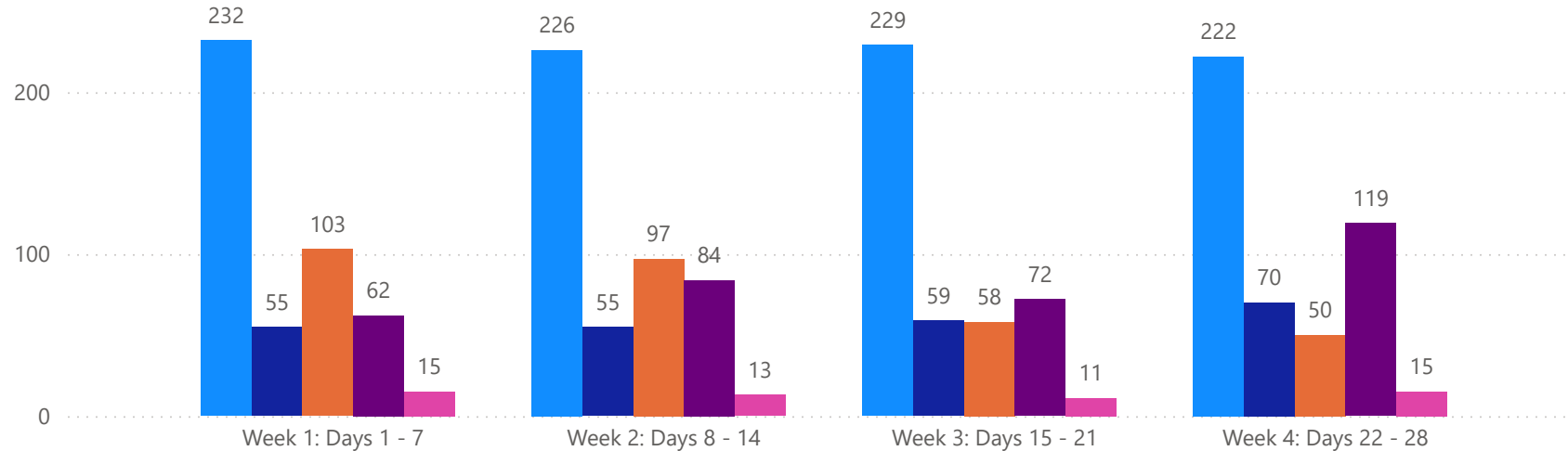
**SUNCOAST TAMPA**  
— ASSOCIATION OF —  
**REALTORS®**

# 4 WEEK REAL ESTATE MARKET REPORT

## PINELLAS COUNTY - CONDO

### 6/23/2025

**MLS Status** ● Active ● Canceled ● Pending ● Sold ● Temporarily Off-Market



*All data is current as of today, though some MLS statuses may have changed from prior days.*

### TOTALS

MLS Status	4 Week Total
Active	909
Canceled	239
Pending	308
Sold	337
Temporarily Off-Market	54

### DAILY MARKET CHANGE

Category	Sum of Pinellas
Back on the Market	7
New Listings	23
Price Decrease	38
Price Increase	2

\*Back on Market can be from these sources - Pending, Temp Off Market, Cancelled and Expired Listing)

### 7 DAY SOLD COMPARISON

Closed Prior Year	Volume	Count	Closed Prior Year	Volume	Count
Monday, June 23, 2025	\$3,207,000	8	Saturday, June 22, 2024	\$1,155,000	3
Saturday, June 21, 2025	\$131,000	1	Friday, June 21, 2024	\$11,088,399	37
Friday, June 20, 2025	\$7,374,300	25	Thursday, June 20, 2024	\$6,526,265	19
Thursday, June 19, 2025	\$1,312,000	6	Wednesday, June 19, 2024	\$970,000	4
Wednesday, June 18, 2025	\$2,832,000	14	Tuesday, June 18, 2024	\$7,002,950	17
Tuesday, June 17, 2025	\$4,486,000	8	Monday, June 17, 2024	\$14,385,900	26
<b>Total</b>	<b>\$19,342,300</b>	<b>62</b>	<b>Total</b>	<b>\$41,128,514</b>	<b>106</b>

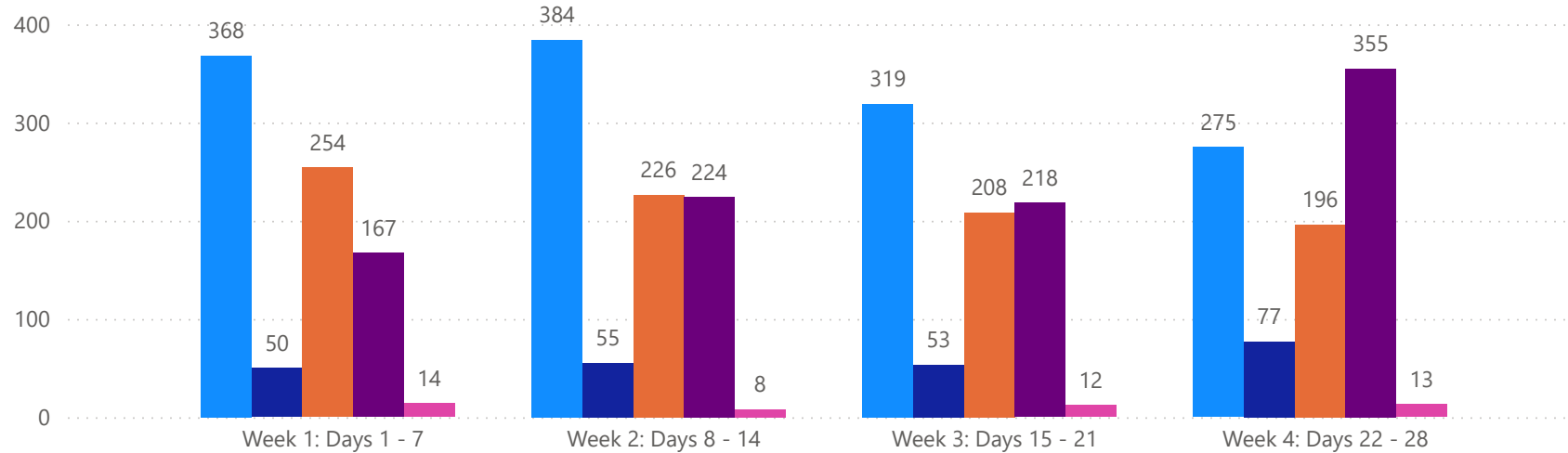
**SUNCOAST TAMPA**  
— ASSOCIATION OF —  
**REALTORS®**

# 4 WEEK REAL ESTATE MARKET REPORT

## PASCO COUNTY - SINGLE FAMILY HOME

### 6/23/2025

**MLS Status** ● Active ● Canceled ● Pending ● Sold ● Temporarily Off-Market



*All data is current as of today, though some MLS statuses may have changed from prior days.*

### TOTALS

MLS Status	4 Week Total
Active	1346
Canceled	235
Pending	884
Sold	964
Temporarily Off-Market	47

### DAILY MARKET CHANGE

Category	Sum of Pasco
Back on the Market	5
New Listings	24
Price Decrease	83
Price Increase	10

\*Back on Market can be from these sources - Pending, Temp Off Market, Cancelled and Expired Listing)

### 7 DAY SOLD COMPARISON

Closed Prior Year	Volume	Count
Monday, June 23, 2025	\$15,142,150	31
Friday, June 20, 2025	\$28,274,776	66
Thursday, June 19, 2025	\$2,602,430	6
Wednesday, June 18, 2025	\$15,268,890	38
Tuesday, June 17, 2025	\$12,034,186	26
<b>Total</b>	<b>\$73,322,432</b>	<b>167</b>

Closed Prior Year	Volume	Count
Saturday, June 22, 2024	\$1,298,500	3
Friday, June 21, 2024	\$34,211,613	73
Thursday, June 20, 2024	\$17,689,059	39
Wednesday, June 19, 2024	\$4,421,830	13
Tuesday, June 18, 2024	\$18,900,093	42
Monday, June 17, 2024	\$20,755,663	47
<b>Total</b>	<b>\$97,276,758</b>	<b>217</b>

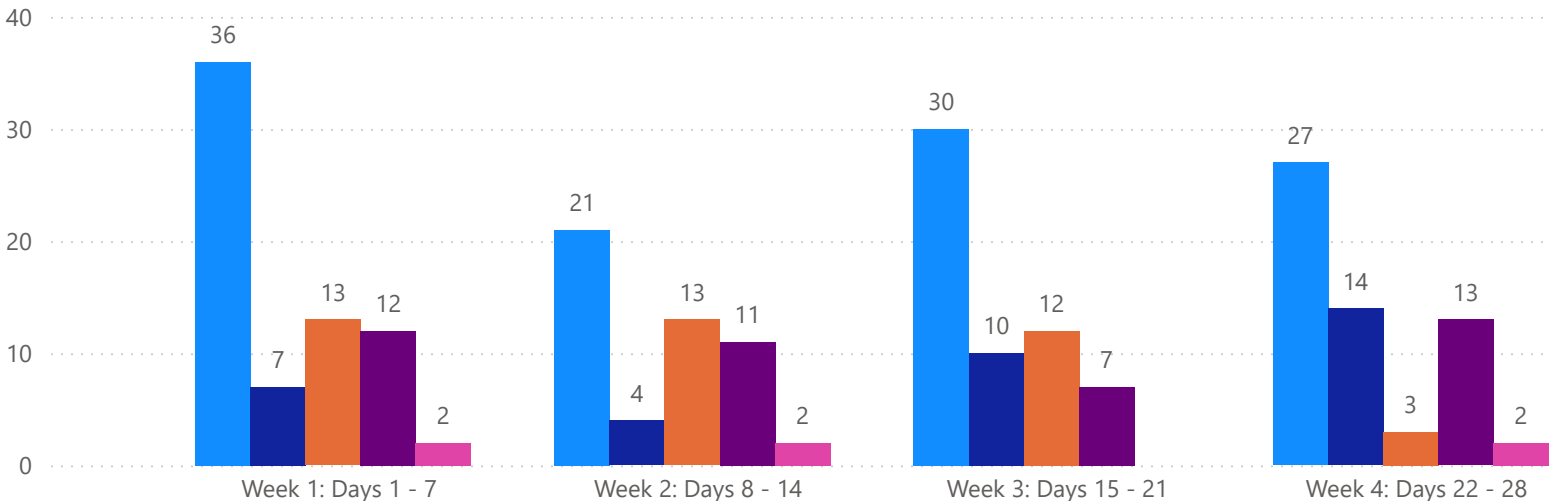
**SUNCOAST TAMPA**  
— ASSOCIATION OF —  
**REALTORS®**

# 4 WEEK REAL ESTATE MARKET REPORT

## PASCO COUNTY - CONDO

6/23/2025

**MLS Status** ● Active ● Canceled ● Pending ● Sold ● Temporarily Off-Market



All data is current as of today, though some MLS statuses may have changed from prior days.

### TOTALS

MLS Status	4 Week Total
Active	114
Canceled	35
Pending	41
Sold	43
Temporarily Off-Market	6

### DAILY MARKET CHANGE

Category	Sum of Pasco
Back on the Market	1
New Listings	0
Price Decrease	7
Price Increase	0

\*Back on Market can be from these sources - Pending, Temp Off Market, Cancelled and Expired Listing)

### 7 DAY SOLD COMPARISON

Closed Prior Year	Volume	Count
Friday, June 20, 2025	\$1,147,000	8
Wednesday, June 18, 2025	\$436,000	3
Tuesday, June 17, 2025	\$135,000	1
<b>Total</b>	<b>\$1,718,000</b>	<b>12</b>

Closed Prior Year	Volume	Count
Tuesday, June 18, 2024	\$370,000	2
Monday, June 17, 2024	\$420,000	3
<b>Total</b>	<b>\$790,000</b>	<b>5</b>

**SUNCOAST TAMPA**  
— ASSOCIATION OF —  
**REALTORS®**

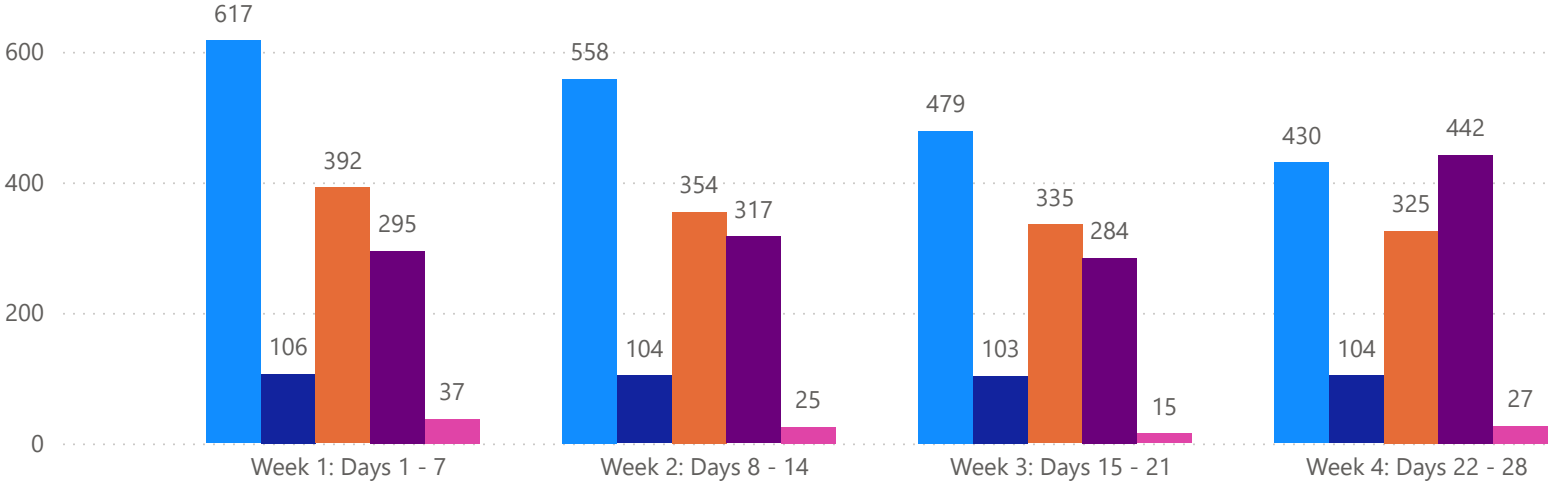


# 4 WEEK REAL ESTATE MARKET REPORT

## HILLSBOROUGH COUNTY - SINGLE FAMILY HOME

6/23/2025

**MLSStatus** ● Active ● Canceled ● Pending ● Sold ● Temporarily Off-Market



All data is current as of today, though some MLS statuses may have changed from prior days.

### TOTALS

MLS Status	4 Week Total
Active	2084
Canceled	417
Pending	1406
Sold	1338
Temporarily Off-Market	104

### DAILY MARKET CHANGE

Category	Sum of Hillsborough
Back on the Market	16
New Listings	44
Price Decrease	139
Price Increase	9

\*Back on Market can be from these sources - Pending, Temp Off Market, Cancelled and Expired Listing)

### 7 DAY SOLD COMPARISON

Closed Prior Year	Volume	Count
Monday, June 23, 2025	\$40,840,892	48
Saturday, June 21, 2025	\$714,700	2
Friday, June 20, 2025	\$60,886,048	107
Thursday, June 19, 2025	\$3,019,890	6
Wednesday, June 18, 2025	\$35,337,022	73
Tuesday, June 17, 2025	\$32,975,850	59
<b>Total</b>	<b>\$173,774,402</b>	<b>295</b>

Closed Prior Year	Volume	Count
Saturday, June 22, 2024	\$1,474,990	3
Friday, June 21, 2024	\$70,960,778	109
Thursday, June 20, 2024	\$45,214,070	63
Wednesday, June 19, 2024	\$4,393,420	7
Tuesday, June 18, 2024	\$33,258,884	59
Monday, June 17, 2024	\$34,186,575	64
Sunday, June 16, 2024	\$645,000	2
<b>Total</b>	<b>\$190,133,717</b>	<b>307</b>

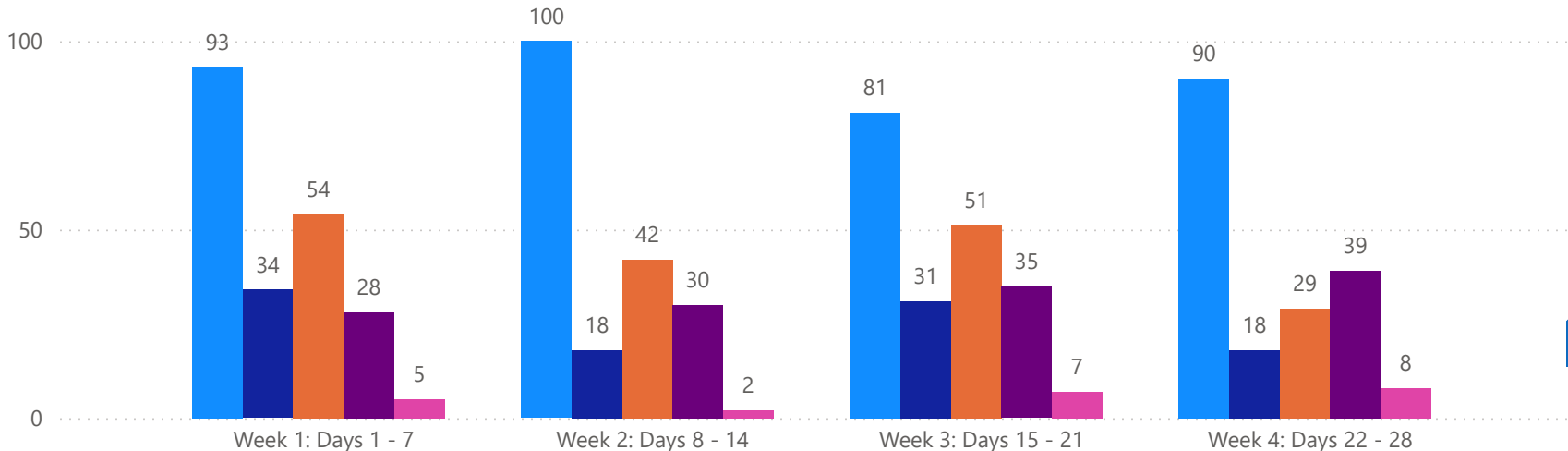
**SUNCOAST TAMPA**  
— ASSOCIATION OF —  
**REALTORS®**

# 4 WEEK REAL ESTATE MARKET REPORT

## HILLSBOROUGH COUNTY - CONDO

6/23/2025

**MLS Status** ● Active ● Canceled ● Pending ● Sold ● Temporarily Off-Market



All data is current as of today, though some MLS statuses may have changed from prior days.

### TOTALS

MLS Status	4 Week Total
Active	364
Canceled	101
Pending	176
Sold	132
Temporarily Off-Market	22

### DAILY MARKET CHANGE

Category	Sum of Hillsborough
Back on the Market	3
New Listings	6
Price Decrease	21
Price Increase	0

\*Back on Market can be from these sources - Pending, Temp Off Market, Cancelled and Expired Listing)

### 7 DAY SOLD COMPARISON

Closed Prior Year	Volume	Count
Monday, June 23, 2025	\$671,100	3
Friday, June 20, 2025	\$2,782,400	11
Wednesday, June 18, 2025	\$3,512,400	10
Tuesday, June 17, 2025	\$1,728,000	4
<b>Total</b>	<b>\$8,693,900</b>	<b>28</b>

Closed Prior Year	Volume	Count
Friday, June 21, 2024	\$8,390,672	14
Thursday, June 20, 2024	\$14,867,063	15
Wednesday, June 19, 2024	\$330,000	2
Tuesday, June 18, 2024	\$1,205,000	5
Monday, June 17, 2024	\$3,234,500	7
<b>Total</b>	<b>\$28,027,235</b>	<b>43</b>

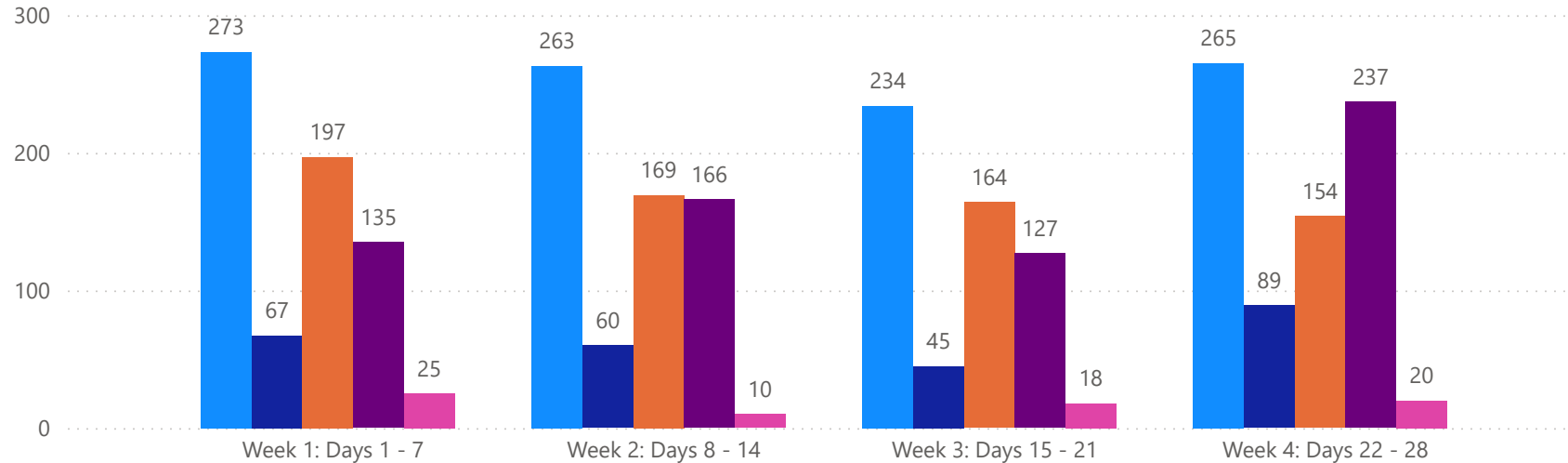
**SUNCOAST TAMPA**  
— ASSOCIATION OF —  
**REALTORS®**

# 4 WEEK REAL ESTATE MARKET REPORT

## SARASOTA COUNTY - SINGLE FAMILY HOME

### 6/23/2025

**MLS Status** ● Active ● Canceled ● Pending ● Sold ● Temporarily Off-Market



*All data is current as of today, though some MLS statuses may have changed from prior days.*

### TOTALS

MLS Status	4 Week Total
Active	1035
Canceled	261
Pending	684
Sold	665
Temporarily Off-Market	73

### DAILY MARKET CHANGE

Category	Sum of Sarasota
Back on the Market	6
New Listings	29
Price Decrease	48
Price Increase	3

\*Back on Market can be from these sources - Pending, Temp Off Market, Cancelled and Expired Listing)

### 7 DAY SOLD COMPARISON

Closed Prior Year	Volume	Count
Monday, June 23, 2025	\$15,327,400	23
Saturday, June 21, 2025	\$240,000	1
Friday, June 20, 2025	\$35,699,354	46
Thursday, June 19, 2025	\$3,436,900	7
Wednesday, June 18, 2025	\$28,378,800	39
Tuesday, June 17, 2025	\$10,110,394	19
<b>Total</b>	<b>\$93,192,848</b>	<b>135</b>

Closed Prior Year	Volume	Count
Saturday, June 22, 2024	\$1,105,000	2
Friday, June 21, 2024	\$20,775,265	41
Thursday, June 20, 2024	\$15,061,924	25
Wednesday, June 19, 2024	\$574,990	1
Tuesday, June 18, 2024	\$28,588,353	51
Monday, June 17, 2024	\$30,053,871	40
<b>Total</b>	<b>\$96,159,403</b>	<b>160</b>

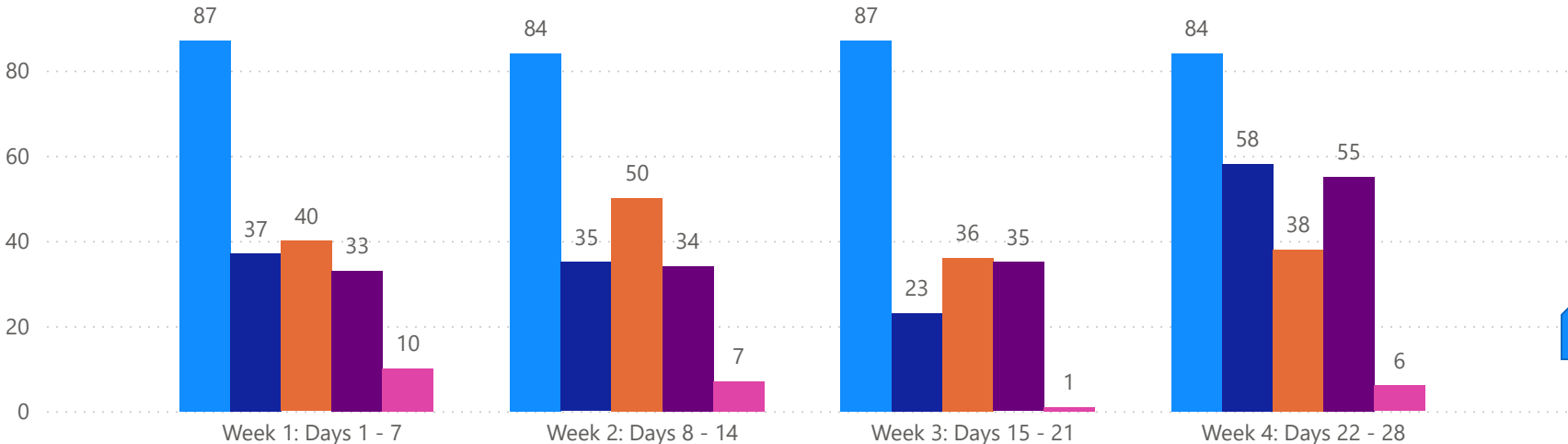
**SUNCOAST TAMPA**  
— ASSOCIATION OF —  
**REALTORS®**

# 4 WEEK REAL ESTATE MARKET REPORT

## SARASOTA COUNTY - CONDO

6/23/2025

**MLSStatus** ● Active ● Canceled ● Pending ● Sold ● Temporarily Off-Market



*All data is current as of today, though some MLS statuses may have changed from prior days.*

### TOTALS

MLS Status	4 Week Total
Active	342
Canceled	153
Pending	164
Sold	157
Temporarily Off-Market	24

### DAILY MARKET CHANGE

Category	Sum of Sarasota
Back on the Market	1
New Listings	5
Price Decrease	14
Price Increase	1

\*Back on Market can be from these sources - Pending, Temp Off Market, Cancelled and Expired Listing)

### 7 DAY SOLD COMPARISON

Closed Prior Year	Volume	Count
Monday, June 23, 2025	\$1,919,000	5
Friday, June 20, 2025	\$5,070,000	11
Wednesday, June 18, 2025	\$10,484,000	10
Tuesday, June 17, 2025	\$6,818,000	7
<b>Total</b>	<b>\$24,291,000</b>	<b>33</b>

Closed Prior Year	Volume	Count
Saturday, June 22, 2024	\$599,000	1
Friday, June 21, 2024	\$3,862,000	8
Thursday, June 20, 2024	\$2,297,000	4
Tuesday, June 18, 2024	\$6,332,000	9
Monday, June 17, 2024	\$7,209,000	10
<b>Total</b>	<b>\$20,299,000</b>	<b>32</b>

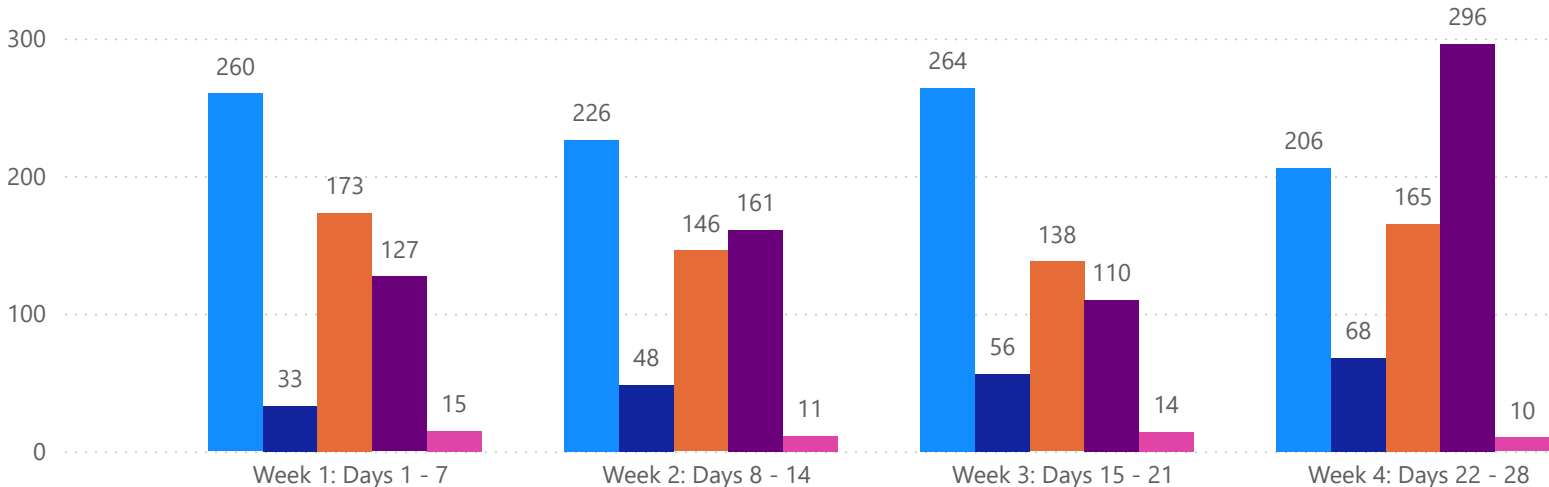
**SUNCOAST TAMPA**  
— ASSOCIATION OF —  
**REALTORS®**

# 4 WEEK REAL ESTATE MARKET REPORT

## MANATEE COUNTY - SINGLE FAMILY HOME

6/23/2025

**MLS Status** ● Active ● Canceled ● Pending ● Sold ● Temporarily Off-Market



All data is current as of today, though some MLS statuses may have changed from prior days.

### TOTALS

MLS Status	4 Week Total
Active	956
Canceled	205
Pending	622
Sold	694
Temporarily Off-Market	50

### DAILY MARKET CHANGE

Category	Sum of Manatee
Back on the Market	5
New Listings	2
Price Decrease	71
Price Increase	6

\*Back on Market can be from these sources - Pending, Temp Off Market, Cancelled and Expired Listing)

### 7 DAY SOLD COMPARISON

Closed Prior Year	Volume	Count
Monday, June 23, 2025	\$8,790,581	16
Friday, June 20, 2025	\$23,797,655	52
Thursday, June 19, 2025	\$2,552,030	6
Wednesday, June 18, 2025	\$18,047,649	26
Tuesday, June 17, 2025	\$12,950,948	27
<b>Total</b>	<b>\$66,138,863</b>	<b>127</b>

Closed Prior Year	Volume	Count
Saturday, June 22, 2024	\$393,540	1
Friday, June 21, 2024	\$39,795,134	53
Thursday, June 20, 2024	\$29,542,276	35
Wednesday, June 19, 2024	\$1,611,980	3
Tuesday, June 18, 2024	\$26,410,309	33
Monday, June 17, 2024	\$32,775,793	27
Sunday, June 16, 2024	\$2,932,745	7
<b>Total</b>	<b>\$133,461,777</b>	<b>159</b>

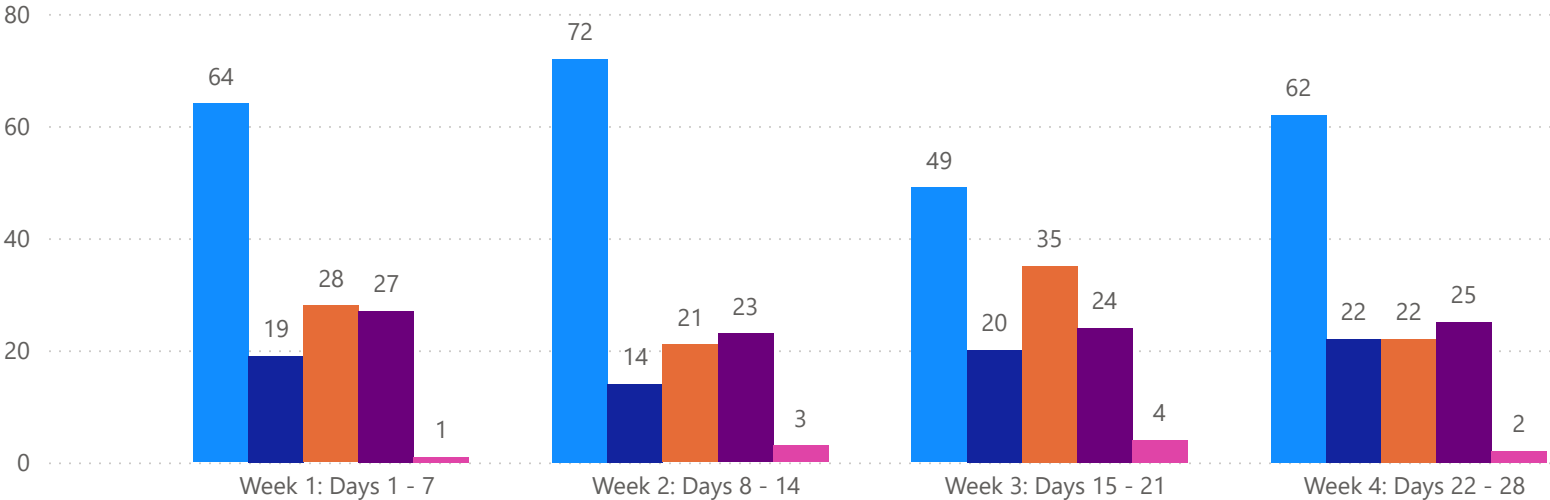
**SUNCOAST TAMPA**  
— ASSOCIATION OF —  
**REALTORS®**

# 4 WEEK REAL ESTATE MARKET REPORT

## MANATEE COUNTY - CONDO

6/23/2025

**MLSStatus** ● Active ● Canceled ● Pending ● Sold ● Temporarily Off-Market



### TOTALS

MLS Status	4 Week Total
Active	247
Canceled	75
Pending	106
Sold	99
Temporarily Off-Market	10

### DAILY MARKET CHANGE

Category	Sum of Manatee
Back on the Market	2
New Listings	9
Price Decrease	12
Price Increase	1

\*Back on Market can be from these sources - Pending, Temp Off Market, Cancelled and Expired Listing)

### 7 DAY SOLD COMPARISON

Closed Prior Year	Volume	Count
Monday, June 23, 2025	\$250,000	1
Friday, June 20, 2025	\$4,739,900	11
Thursday, June 19, 2025	\$1,562,500	2
Wednesday, June 18, 2025	\$1,821,000	7
Tuesday, June 17, 2025	\$1,545,000	6
<b>Total</b>	<b>\$9,918,400</b>	<b>27</b>

Closed Prior Year	Volume	Count
Saturday, June 22, 2024	\$282,000	1
Friday, June 21, 2024	\$6,451,900	13
Thursday, June 20, 2024	\$1,946,500	7
Wednesday, June 19, 2024	\$206,000	1
Tuesday, June 18, 2024	\$3,909,000	5
Monday, June 17, 2024	\$2,618,000	6
<b>Total</b>	<b>\$15,413,400</b>	<b>33</b>

**SUNCOAST TAMPA**  
— ASSOCIATION OF —  
**REALTORS®**