

**SUNCOAST TAMPA**  
ASSOCIATION OF  
**REALTORS®**

**4 WEEK REAL ESTATE MARKET REPORT**

**Wednesday, August 13, 2025**

*As of: Thursday, August 14, 2025*

- 1 Report Breakdown**
- 2 Cumulative Tampa Bay Report - Single Family Home**
- 3 Cumulative Tampa Bay Report - Condominium**
- 4 Pinellas County - Single Family Home**
- 5 Pinellas County - Condominium**
- 6 Pasco County - Single Family Home**
- 7 Pasco County - Condominium**
- 8 Hillsborough County - Single Family Home**
- 9 Hillsborough County - Condominium**
- 10 Sarasota County - Single Family Home**
- 11 Sarasota County - Condominium**
- 12 Manatee County - Single Family Home**
- 13 Manatee County - Condominium**

# 4 WEEK REAL ESTATE MARKET REPORT

## REPORT BREAKDOWN

Wednesday, August 13, 2025

**SUNCOAST TAMPA**  
— ASSOCIATION OF —  
**REALTORS®**

as of: 8/14/2025

<b>Day 1</b>	Wednesday, August 13, 2025
<b>Day 2</b>	Tuesday, August 12, 2025
<b>Day 3</b>	Monday, August 11, 2025
<b>Day 4</b>	Sunday, August 10, 2025
<b>Day 5</b>	Saturday, August 9, 2025
<b>Day 6</b>	Thursday, August 14, 2025
<b>Day 7</b>	Wednesday, August 13, 2025
<b>Day 8</b>	Tuesday, August 12, 2025
<b>Day 9</b>	Monday, August 11, 2025
<b>Day 10</b>	Sunday, August 10, 2025
<b>Day 11</b>	Saturday, August 9, 2025
<b>Day 12</b>	Friday, August 8, 2025
<b>Day 13</b>	Thursday, August 7, 2025
<b>Day 14</b>	Wednesday, August 6, 2025
<b>Day 15</b>	Tuesday, August 5, 2025
<b>Day 16</b>	Monday, August 4, 2025
<b>Day 17</b>	Sunday, August 3, 2025
<b>Day 18</b>	Saturday, August 2, 2025
<b>Day 19</b>	Friday, August 1, 2025
<b>Day 20</b>	Thursday, July 31, 2025
<b>Day 21</b>	Wednesday, July 30, 2025
<b>Day 22</b>	Tuesday, July 29, 2025
<b>Day 23</b>	Monday, July 28, 2025
<b>Day 24</b>	Sunday, July 27, 2025
<b>Day 25</b>	Saturday, July 26, 2025
<b>Day 26</b>	Friday, July 25, 2025
<b>Day 27</b>	Thursday, July 24, 2025
<b>Day 28</b>	Wednesday, July 23, 2025

## REPORT BREAKDOWN

### GRAPH:

Active - Newly listed during the date range

Pending - Status changed to 'pending' during the date range

Sold - Closed during the date range

Canceled - Canceled during the date range

Temp off Market - Status changed to 'temp' off market' during the date range

The date ranges are not cumulative.

Day 1: Wednesday, August 13, 2025

Day 28: Wednesday, July 23, 2025

### TOTALS:

4 Weeks: The summation of each date range (Day 1 - Day 28)

### Market Changes

Day 1's New Listings, Price Increase, Price Decreases and Back on Market

Manatee County - Single Family Home

### 7 Day Sold Comparison

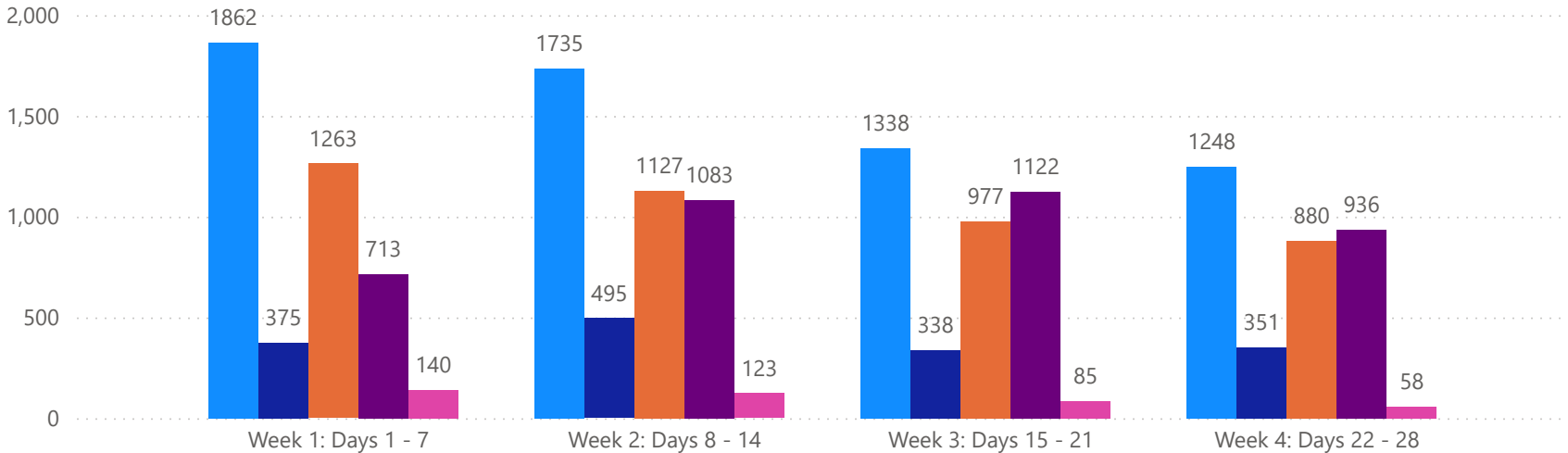
Compares the sold amount and volume in the last 7 days against the same timeframe in the prior year and days 8 - days 14.

# 4 WEEK REAL ESTATE MARKET REPORT

## TAMPA BAY - SINGLE FAMILY HOME

8/13/2025

**MLS Status** ● Active ● Canceled ● Pending ● Sold ● Temporarily Off-Market



All data is current as of today, though some MLS statuses may have changed from prior days.

### TOTALS

MLS Status	4 Week Total
Active	6183
Canceled	1559
Pending	4247
Sold	3854
Temporarily Off-Market	406

### DAILY MARKET CHANGE

Category	Sum of Total
Back on the Market	57
New Listings	179
Price Decrease	471
Price Increase	17

\*Back on Market can be from these sources - Pending, Temp Off Market, Cancelled and Expired Listing)

### 7 DAY SOLD COMPARISON

Closed Prior Year	Volume	Count
Wednesday, August 13, 2025	\$36,212,476	63
Tuesday, August 12, 2025	\$56,745,037	98
Monday, August 11, 2025	\$66,981,936	132
Sunday, August 10, 2025	\$656,347	2
Saturday, August 09, 2025	\$2,445,000	4
Friday, August 08, 2025	\$166,280,330	274
Thursday, August 07, 2025	\$79,085,513	140
<b>Total</b>	<b>\$408,406,639</b>	<b>713</b>

Closed Prior Year	Volume	Count
Monday, August 12, 2024	\$87,430,714	155
Sunday, August 11, 2024	\$3,958,990	8
Saturday, August 10, 2024	\$4,221,835	7
Friday, August 09, 2024	\$140,597,589	258
Thursday, August 08, 2024	\$83,250,688	144
Wednesday, August 07, 2024	\$72,663,162	140
Tuesday, August 06, 2024	\$66,045,267	109
<b>Total</b>	<b>\$458,168,245</b>	<b>821</b>

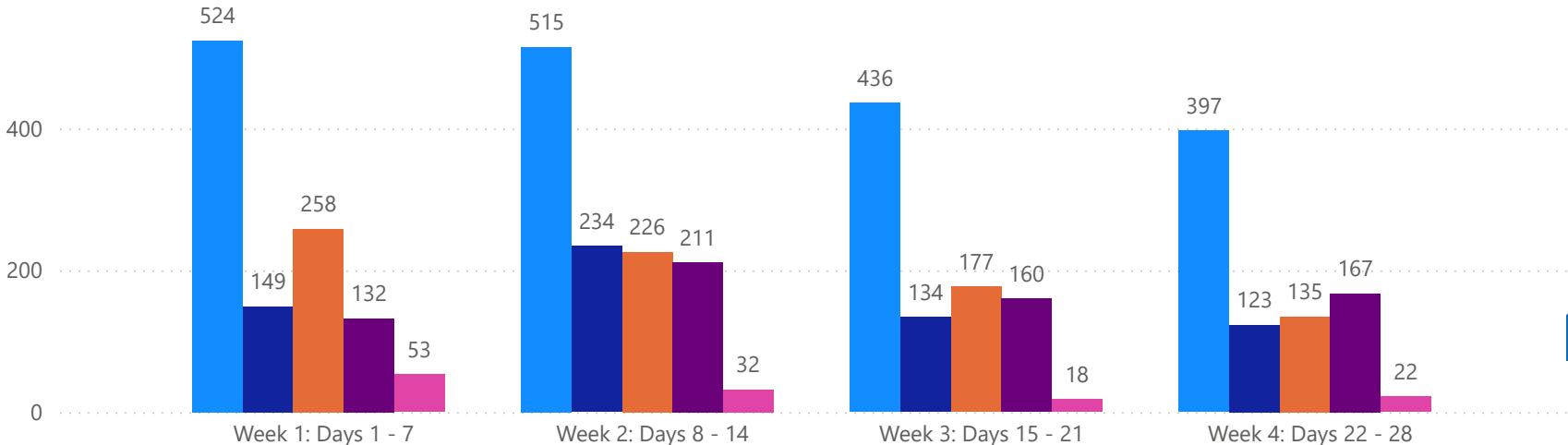
**SUNCOAST TAMPA**  
— ASSOCIATION OF —  
**REALTORS®**

# 4 WEEK REAL ESTATE MARKET REPORT

## TAMPA BAY - CONDO

8/13/2025

**MLSStatus** ● Active ● Canceled ● Pending ● Sold ● Temporarily Off-Market



All data is current as of today, though some MLS statuses may have changed from prior days.

### TOTALS

MLS Status	4 Week Total
Active	1872
Canceled	640
Pending	796
Sold	670
Temporarily Off-Market	125

### DAILY MARKET CHANGE

Category	Sum of Total
Back on the Market	18
New Listings	53
Price Decrease	83
Price Increase	7

\*Back on Market can be from these sources - Pending, Temp Off Market, Cancelled and Expired Listing)

### 7 DAY SOLD COMPARISON

Closed Prior Year	Volume	Count	Closed Prior Year	Volume	Count
Wednesday, August 13, 2025	\$3,432,300	8	Monday, August 12, 2024	\$16,267,500	34
Tuesday, August 12, 2025	\$6,360,700	19	Saturday, August 10, 2024	\$240,000	1
Monday, August 11, 2025	\$10,329,130	29	Friday, August 09, 2024	\$18,920,000	49
Sunday, August 10, 2025	\$225,000	1	Thursday, August 08, 2024	\$13,577,298	37
Saturday, August 09, 2025	\$804,500	2	Wednesday, August 07, 2024	\$11,454,800	27
Friday, August 08, 2025	\$19,227,604	49	Tuesday, August 06, 2024	\$7,006,398	21
Thursday, August 07, 2025	\$12,949,000	24	<b>Total</b>	<b>\$67,465,996</b>	<b>169</b>
<b>Total</b>	<b>\$53,328,234</b>	<b>132</b>			

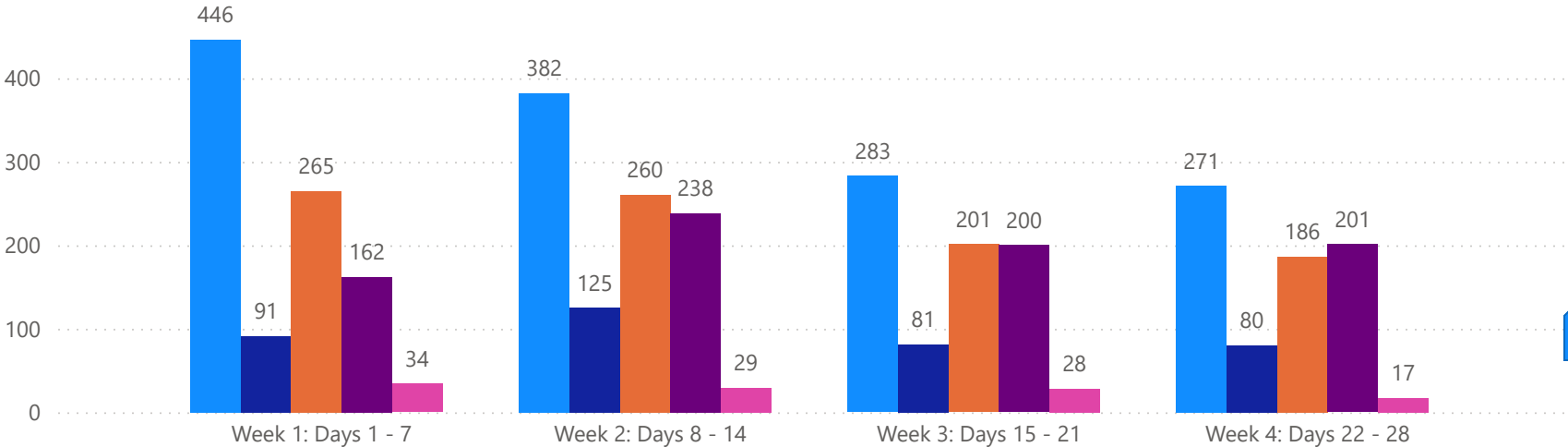
**SUNCOAST TAMPA**  
— ASSOCIATION OF —  
**REALTORS®**

# 4 WEEK REAL ESTATE MARKET REPORT

## PINELLAS COUNTY - SINGLE FAMILY HOME

8/13/2025

**MLSStatus** ● Active ● Canceled ● Pending ● Sold ● Temporarily Off-Market



### TOTALS

MLS Status	4 Week Total
Active	1382
Canceled	377
Pending	912
Sold	801
Temporarily Off-Market	108

### DAILY MARKET CHANGE

Category	Sum of Pinellas
Back on the Market	16
New Listings	38
Price Decrease	106
Price Increase	2

\*Back on Market can be from these sources - Pending, Temp Off Market, Cancelled and Expired Listing)

All data is current as of today, though some MLS statuses may have changed from prior days.

### 7 DAY SOLD COMPARISON

Closed Prior Year	Volume	Count
Wednesday, August 13, 2025	\$5,360,490	12
Tuesday, August 12, 2025	\$7,837,500	17
Monday, August 11, 2025	\$14,285,500	28
Friday, August 08, 2025	\$48,685,331	79
Thursday, August 07, 2025	\$16,569,000	26
<b>Total</b>	<b>\$92,737,821</b>	<b>162</b>

Closed Prior Year	Volume	Count
Monday, August 12, 2024	\$19,494,600	30
Sunday, August 11, 2024	\$290,000	1
Friday, August 09, 2024	\$33,209,800	54
Thursday, August 08, 2024	\$20,437,550	30
Wednesday, August 07, 2024	\$17,580,120	33
Tuesday, August 06, 2024	\$22,764,400	29
<b>Total</b>	<b>\$113,776,470</b>	<b>177</b>

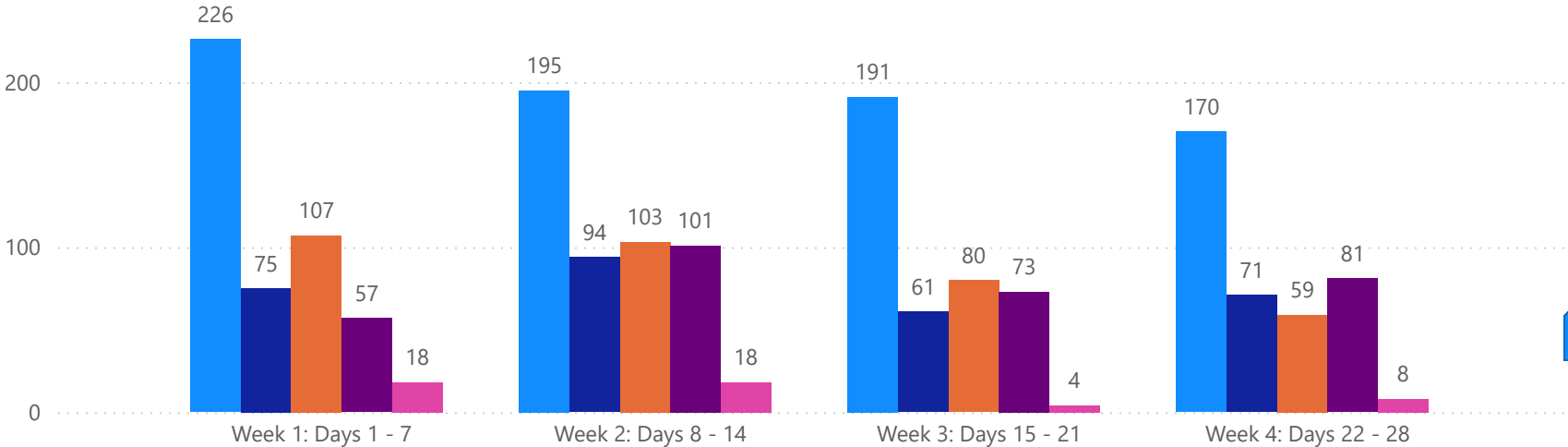
SUNCOAST TAMPA  
— ASSOCIATION OF —  
REALTORS®

# 4 WEEK REAL ESTATE MARKET REPORT

## PINELLAS COUNTY - CONDO

### 8/13/2025

**MLSStatus** ● Active ● Canceled ● Pending ● Sold ● Temporarily Off-Market



### TOTALS

MLS Status	4 Week Total
Active	782
Canceled	301
Pending	349
Sold	312
Temporarily Off-Market	48

### DAILY MARKET CHANGE

Category	Sum of Pinellas
Back on the Market	9
New Listings	27
Price Decrease	40
Price Increase	0

\*Back on Market can be from these sources - Pending, Temp Off Market, Cancelled and Expired Listing)

All data is current as of today, though some MLS statuses may have changed from prior days.

### 7 DAY SOLD COMPARISON

Closed Prior Year	Volume	Count	Closed Prior Year	Volume	Count
Wednesday, August 13, 2025	\$1,057,500	4	Monday, August 12, 2024	\$6,290,100	17
Tuesday, August 12, 2025	\$4,031,700	9	Friday, August 09, 2024	\$7,655,000	25
Monday, August 11, 2025	\$5,929,530	11	Thursday, August 08, 2024	\$6,476,800	14
Sunday, August 10, 2025	\$225,000	1	Wednesday, August 07, 2024	\$2,700,000	10
Saturday, August 09, 2025	\$634,500	1	Tuesday, August 06, 2024	\$3,147,500	6
Friday, August 08, 2025	\$13,584,806	23	<b>Total</b>	<b>\$26,269,400</b>	<b>72</b>
Thursday, August 07, 2025	\$4,646,000	8			
<b>Total</b>	<b>\$30,109,036</b>	<b>57</b>			

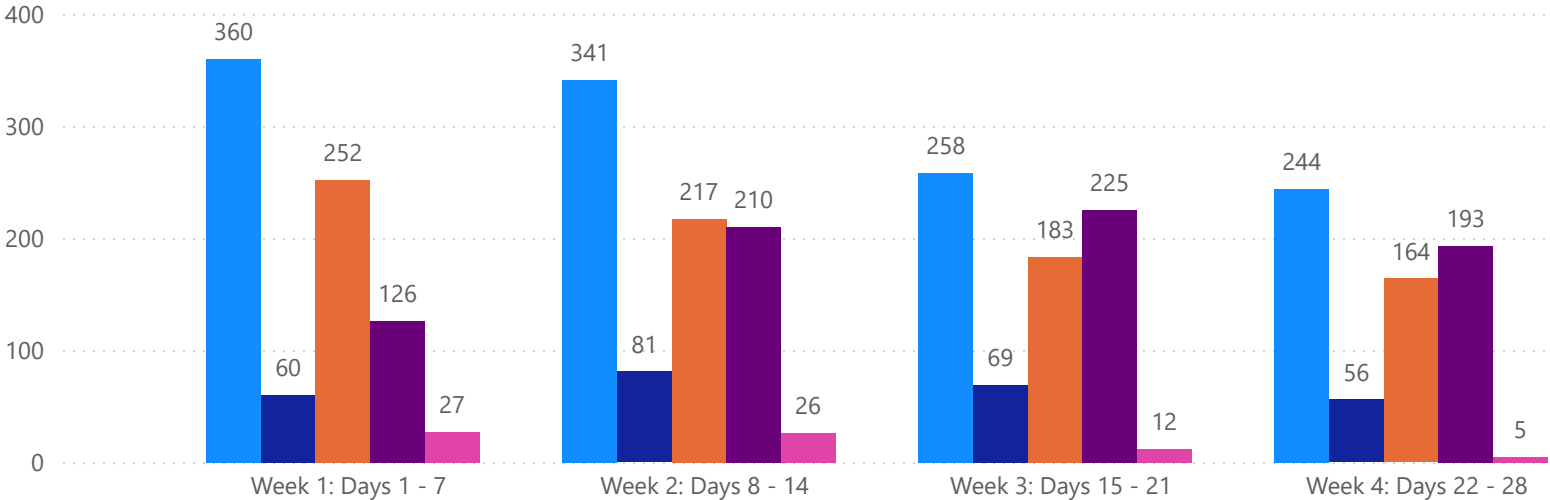
**SUNCOAST TAMPA**  
— ASSOCIATION OF —  
**REALTORS®**

# 4 WEEK REAL ESTATE MARKET REPORT

## PASCO COUNTY - SINGLE FAMILY HOME

8/13/2025

**MLS Status** ● Active ● Canceled ● Pending ● Sold ● Temporarily Off-Market



### TOTALS

MLS Status	4 Week Total
Active	1203
Canceled	266
Pending	816
Sold	754
Temporarily Off-Market	70

### DAILY MARKET CHANGE

Category	Sum of Pasco
Back on the Market	10
New Listings	44
Price Decrease	110
Price Increase	3

\*Back on Market can be from these sources - Pending, Temp Off Market, Cancelled and Expired Listing)

All data is current as of today, though some MLS statuses may have changed from prior days.

### 7 DAY SOLD COMPARISON

Closed Prior Year	Volume	Count
Wednesday, August 13, 2025	\$4,325,850	11
Tuesday, August 12, 2025	\$5,534,430	14
Monday, August 11, 2025	\$9,716,377	24
Saturday, August 09, 2025	\$375,000	1
Friday, August 08, 2025	\$18,311,075	47
Thursday, August 07, 2025	\$10,433,060	29
<b>Total</b>	<b>\$48,695,792</b>	<b>126</b>

Closed Prior Year	Volume	Count
Monday, August 12, 2024	\$11,818,915	29
Sunday, August 11, 2024	\$437,990	1
Saturday, August 10, 2024	\$725,225	2
Friday, August 09, 2024	\$24,593,508	61
Thursday, August 08, 2024	\$15,148,941	32
Wednesday, August 07, 2024	\$9,900,855	26
Tuesday, August 06, 2024	\$9,678,405	19
<b>Total</b>	<b>\$72,303,839</b>	<b>170</b>

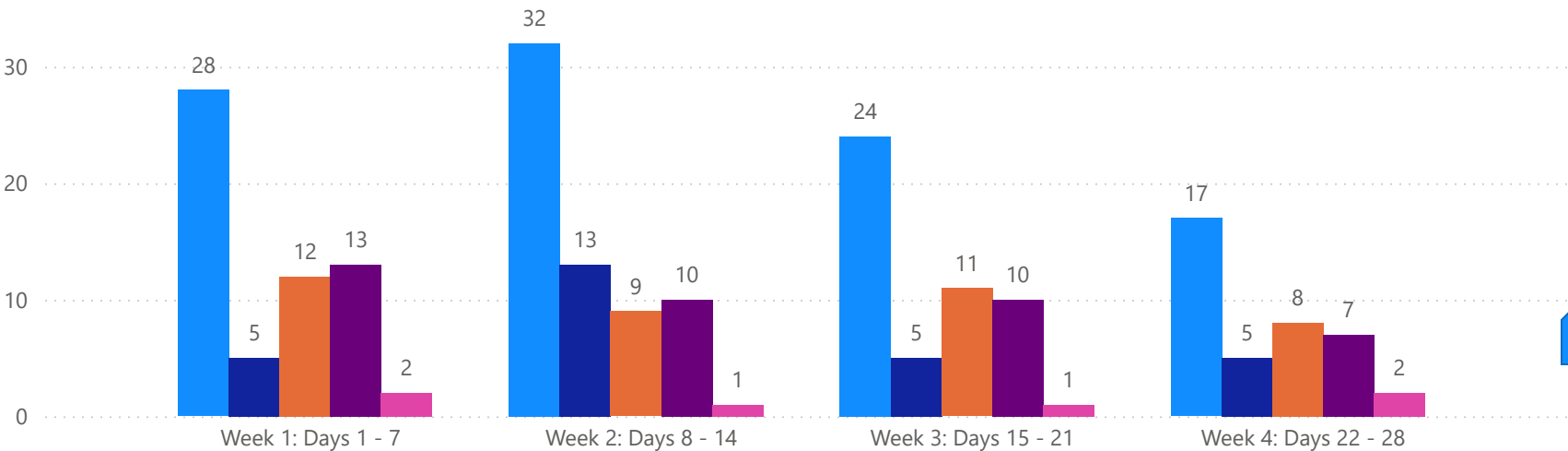
**SUNCOAST TAMPA**  
— ASSOCIATION OF —  
**REALTORS®**

# 4 WEEK REAL ESTATE MARKET REPORT

## PASCO COUNTY - CONDO

### 8/13/2025

**MLSStatus** ● Active ● Canceled ● Pending ● Sold ● Temporarily Off-Market



#### TOTALS

MLS Status	4 Week Total
Active	101
Canceled	28
Pending	40
Sold	40
Temporarily Off-Market	6

#### DAILY MARKET CHANGE

Category	Sum of Pasco
Back on the Market	0
New Listings	1
Price Decrease	6
Price Increase	0

\*Back on Market can be from these sources - Pending, Temp Off Market, Cancelled and Expired Listing)

All data is current as of today, though some MLS statuses may have changed from prior days.

#### 7 DAY SOLD COMPARISON

Closed Prior Year	Volume	Count
Tuesday, August 12, 2025	\$223,000	2
Monday, August 11, 2025	\$671,500	4
Friday, August 08, 2025	\$817,000	5
Thursday, August 07, 2025	\$380,000	2
<b>Total</b>	<b>\$2,091,500</b>	<b>13</b>

Closed Prior Year	Volume	Count
Friday, August 09, 2024	\$690,000	3
Thursday, August 08, 2024	\$837,500	5
Wednesday, August 07, 2024	\$156,000	1
<b>Total</b>	<b>\$1,683,500</b>	<b>9</b>

**SUNCOAST TAMPA**  
— ASSOCIATION OF —  
**REALTORS®**

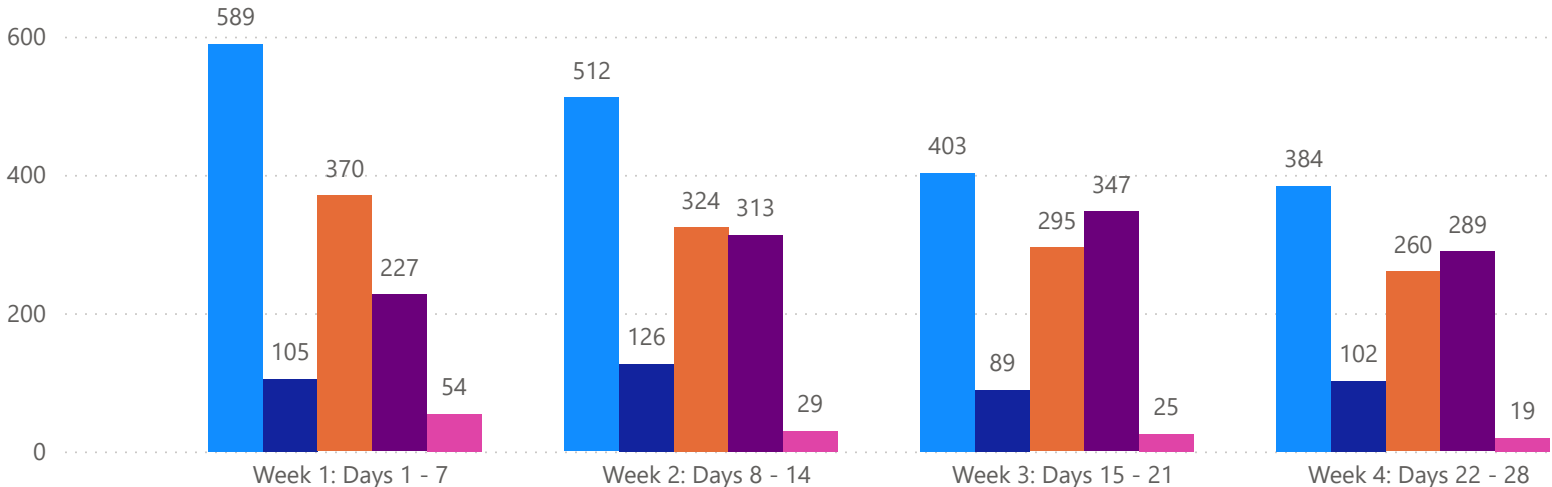


# 4 WEEK REAL ESTATE MARKET REPORT

## HILLSBOROUGH COUNTY - SINGLE FAMILY HOME

8/13/2025

MLS Status ● Active ● Canceled ● Pending ● Sold ● Temporarily Off-Market



All data is current as of today, though some MLS statuses may have changed from prior days.

### TOTALS

MLS Status	4 Week Total
Active	1888
Canceled	422
Pending	1249
Sold	1176
Temporarily Off-Market	127

### DAILY MARKET CHANGE

Category	Sum of Hillsborough	*Back on Market can be from these sources - Pending, Temp Off Market, Cancelled and Expired Listing)
Back on the Market	19	
New Listings	51	
Price Decrease	116	
Price Increase	7	

### 7 DAY SOLD COMPARISON

Closed Prior Year	Volume	Count	Closed Prior Year	Volume	Count
Wednesday, August 13, 2025	\$15,507,137	21	Monday, August 12, 2024	\$26,114,100	50
Tuesday, August 12, 2025	\$20,141,380	37	Sunday, August 11, 2024	\$926,000	2
Monday, August 11, 2025	\$23,911,570	48	Saturday, August 10, 2024	\$2,771,610	4
Saturday, August 09, 2025	\$1,420,000	2	Friday, August 09, 2024	\$50,558,427	89
Friday, August 08, 2025	\$53,218,905	79	Thursday, August 08, 2024	\$18,867,080	40
Thursday, August 07, 2025	\$21,266,352	40	Wednesday, August 07, 2024	\$21,472,690	40
<b>Total</b>	<b>\$135,465,344</b>	<b>227</b>	Tuesday, August 06, 2024	\$16,379,870	38
			<b>Total</b>	<b>\$137,089,777</b>	<b>263</b>

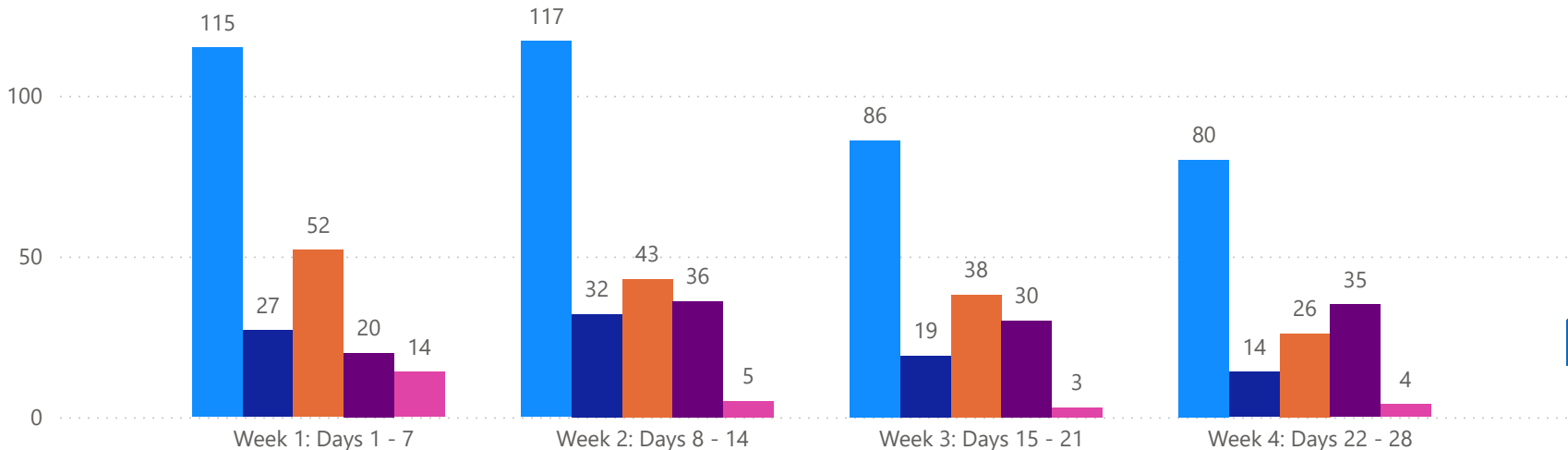
SUNCOAST TAMPA  
— ASSOCIATION OF —  
REALTORS®

# 4 WEEK REAL ESTATE MARKET REPORT

## HILLSBOROUGH COUNTY - CONDO

8/13/2025

**MLSStatus** ● Active ● Canceled ● Pending ● Sold ● Temporarily Off-Market



All data is current as of today, though some MLS statuses may have changed from prior days.

### TOTALS

MLS Status	4 Week Total
Active	398
Canceled	92
Pending	159
Sold	121
Temporarily Off-Market	26

### DAILY MARKET CHANGE

Category	Sum of Hillsborough	*Back on Market can be from these sources - Pending, Temp Off Market, Cancelled and Expired Listing)
Back on the Market	6	
New Listings	3	
Price Decrease	18	
Price Increase	7	

### 7 DAY SOLD COMPARISON

Closed Prior Year	Volume	Count	Closed Prior Year	Volume	Count
Wednesday, August 13, 2025	\$179,900	1	Monday, August 12, 2024	\$4,802,000	6
Tuesday, August 12, 2025	\$445,000	3	Friday, August 09, 2024	\$6,452,500	12
Monday, August 11, 2025	\$2,023,100	6	Thursday, August 08, 2024	\$2,380,998	8
Saturday, August 09, 2025	\$170,000	1	Wednesday, August 07, 2024	\$1,526,500	6
Friday, August 08, 2025	\$914,900	6	Tuesday, August 06, 2024	\$648,000	3
Thursday, August 07, 2025	\$760,000	3	<b>Total</b>	<b>\$15,809,998</b>	<b>35</b>
<b>Total</b>	<b>\$4,492,900</b>	<b>20</b>			

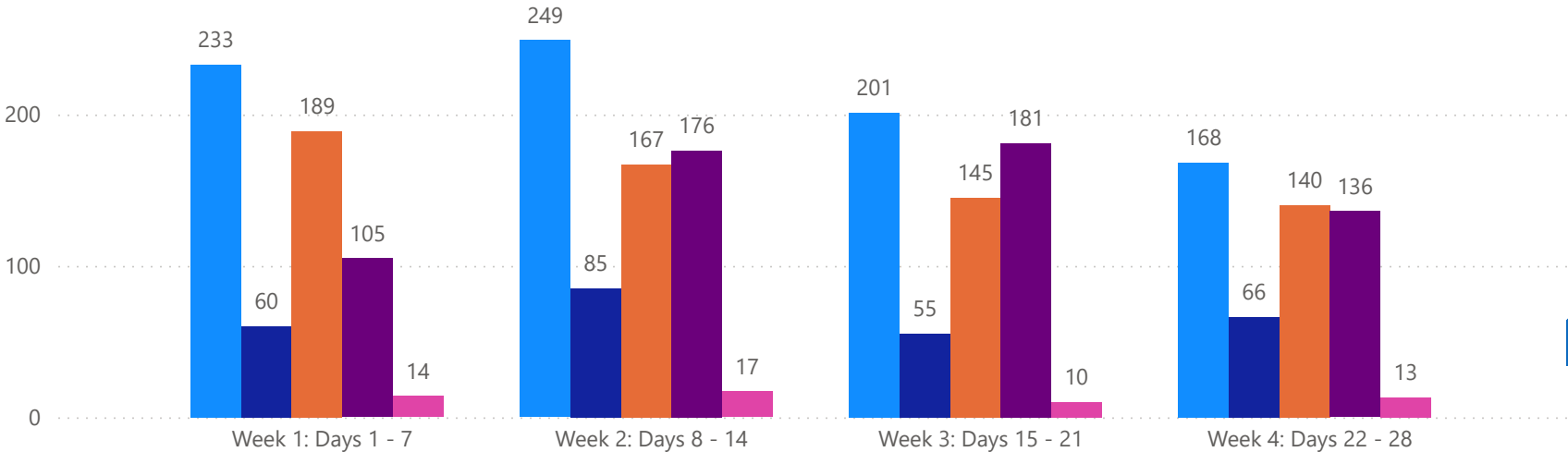
**SUNCOAST TAMPA**  
— ASSOCIATION OF —  
**REALTORS®**

# 4 WEEK REAL ESTATE MARKET REPORT

## SARASOTA COUNTY - SINGLE FAMILY HOME

### 8/13/2025

**MLSStatus** ● Active ● Canceled ● Pending ● Sold ● Temporarily Off-Market



### TOTALS

MLS Status	4 Week Total
Active	851
Canceled	266
Pending	641
Sold	598
Temporarily Off-Market	54

### DAILY MARKET CHANGE

Category	Sum of Sarasota
Back on the Market	8
New Listings	29
Price Decrease	63
Price Increase	3

\*Back on Market can be from these sources - Pending, Temp Off Market, Cancelled and Expired Listing)

All data is current as of today, though some MLS statuses may have changed from prior days.

### 7 DAY SOLD COMPARISON

Closed Prior Year	Volume	Count
Wednesday, August 13, 2025	\$3,616,000	9
Tuesday, August 12, 2025	\$17,492,400	20
Monday, August 11, 2025	\$9,632,500	16
Sunday, August 10, 2025	\$329,000	1
Friday, August 08, 2025	\$22,111,233	34
Thursday, August 07, 2025	\$19,300,528	25
<b>Total</b>	<b>\$72,481,661</b>	<b>105</b>

Closed Prior Year	Volume	Count
Monday, August 12, 2024	\$14,718,111	23
Sunday, August 11, 2024	\$2,020,000	3
Friday, August 09, 2024	\$13,210,936	22
Thursday, August 08, 2024	\$18,307,617	25
Wednesday, August 07, 2024	\$16,609,627	27
Tuesday, August 06, 2024	\$12,405,702	15
<b>Total</b>	<b>\$77,271,993</b>	<b>115</b>

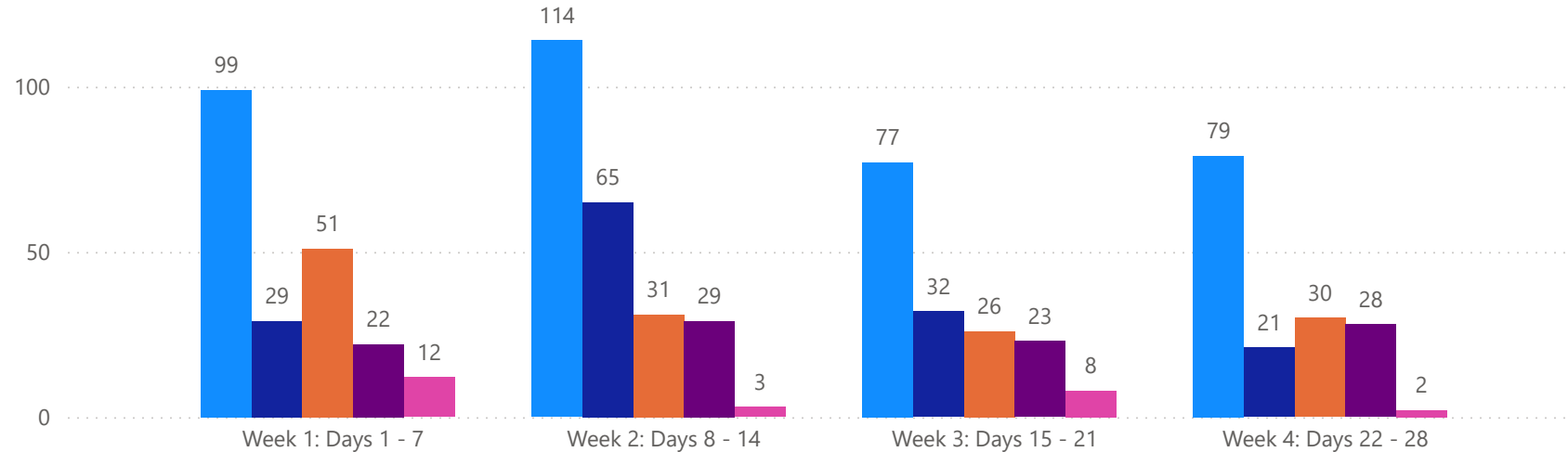
**SUNCOAST TAMPA**  
— ASSOCIATION OF —  
**REALTORS®**

# 4 WEEK REAL ESTATE MARKET REPORT

## SARASOTA COUNTY - CONDO

8/13/2025

**MLSStatus** ● Active ● Canceled ● Pending ● Sold ● Temporarily Off-Market



All data is current as of today, though some MLS statuses may have changed from prior days.

### TOTALS

MLS Status	4 Week Total
Active	369
Canceled	147
Pending	138
Sold	102
Temporarily Off-Market	25

### DAILY MARKET CHANGE

Category	Sum of Sarasota
Back on the Market	0
New Listings	11
Price Decrease	6
Price Increase	0

\*Back on Market can be from these sources - Pending, Temp Off Market, Cancelled and Expired Listing)

### 7 DAY SOLD COMPARISON

Closed Prior Year	Volume	Count	Closed Prior Year	Volume	Count
Wednesday, August 13, 2025	\$1,420,000	1	Monday, August 12, 2024	\$1,901,500	5
Tuesday, August 12, 2025	\$456,000	2	Friday, August 09, 2024	\$890,000	4
Monday, August 11, 2025	\$1,167,500	5	Thursday, August 08, 2024	\$2,195,000	7
Friday, August 08, 2025	\$2,326,348	9	Wednesday, August 07, 2024	\$4,776,800	4
Thursday, August 07, 2025	\$5,895,500	5	Tuesday, August 06, 2024	\$1,753,998	6
<b>Total</b>	<b>\$11,265,348</b>	<b>22</b>	<b>Total</b>	<b>\$11,517,298</b>	<b>26</b>

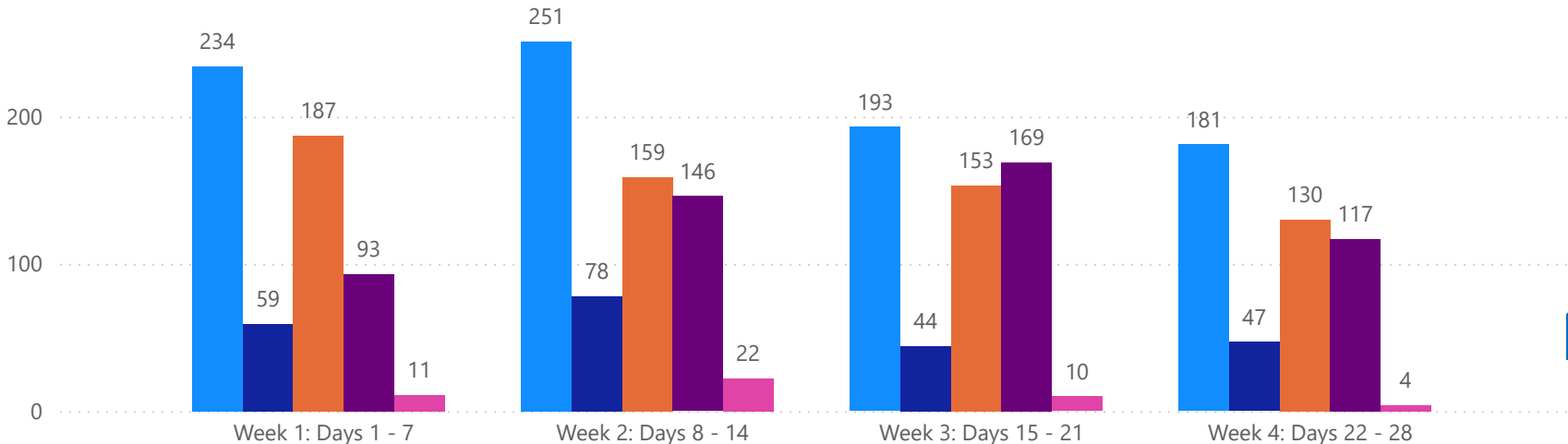
**SUNCOAST TAMPA**  
— ASSOCIATION OF —  
**REALTORS®**

# 4 WEEK REAL ESTATE MARKET REPORT

## MANATEE COUNTY - SINGLE FAMILY HOME

8/13/2025

**MLS Status** ● Active ● Canceled ● Pending ● Sold ● Temporarily Off-Market



*All data is current as of today, though some MLS statuses may have changed from prior days.*

### TOTALS

MLS Status	4 Week Total
Active	859
Canceled	228
Pending	629
Sold	525
Temporarily Off-Market	47

### DAILY MARKET CHANGE

Category	Sum of Manatee
Back on the Market	4
New Listings	17
Price Decrease	76
Price Increase	2

\*Back on Market can be from these sources - Pending, Temp Off Market, Cancelled and Expired Listing)

### 7 DAY SOLD COMPARISON

Closed Prior Year	Volume	Count	Closed Prior Year	Volume	Count
Wednesday, August 13, 2025	\$7,402,999	10	Monday, August 12, 2024	\$15,284,988	23
Tuesday, August 12, 2025	\$5,739,327	10	Sunday, August 11, 2024	\$285,000	1
Monday, August 11, 2025	\$9,435,989	16	Saturday, August 10, 2024	\$725,000	1
Sunday, August 10, 2025	\$327,347	1	Friday, August 09, 2024	\$19,024,918	32
Saturday, August 09, 2025	\$650,000	1	Thursday, August 08, 2024	\$10,489,500	17
Friday, August 08, 2025	\$23,953,786	35	Wednesday, August 07, 2024	\$7,099,870	14
Thursday, August 07, 2025	\$11,516,573	20	Tuesday, August 06, 2024	\$4,816,890	8
<b>Total</b>	<b>\$59,026,021</b>	<b>93</b>	<b>Total</b>	<b>\$57,726,166</b>	<b>96</b>

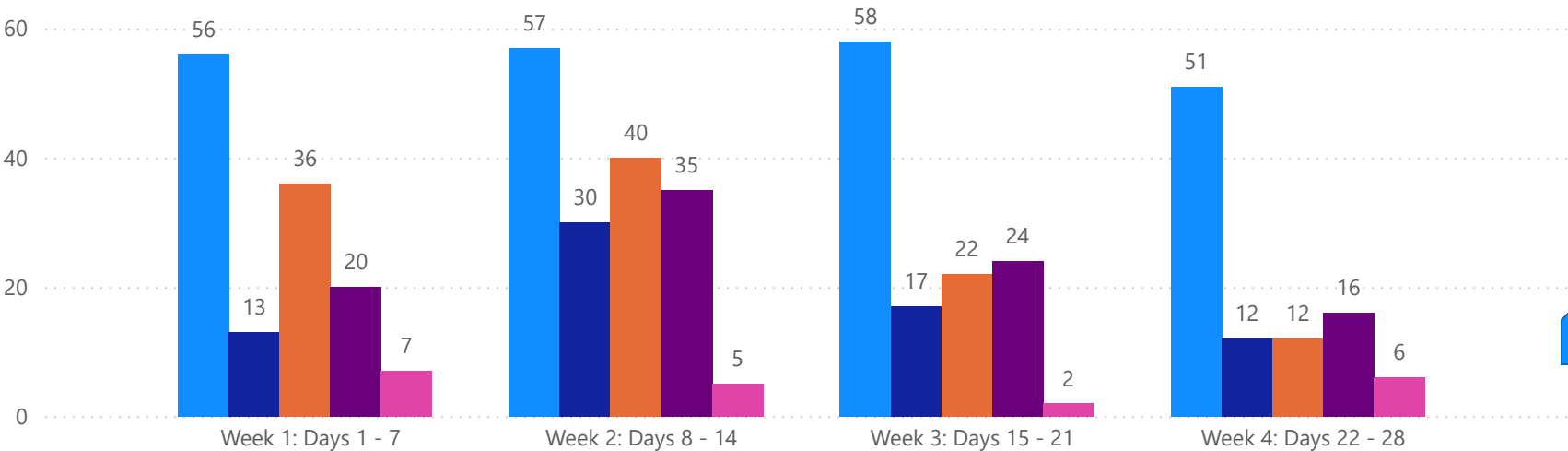
**SUNCOAST TAMPA**  
— ASSOCIATION OF —  
**REALTORS®**

# 4 WEEK REAL ESTATE MARKET REPORT

## MANATEE COUNTY - CONDO

8/13/2025

**MLSStatus** ● Active ● Canceled ● Pending ● Sold ● Temporarily Off-Market



### TOTALS

MLS Status	4 Week Total
Active	222
Canceled	72
Pending	110
Sold	95
Temporarily Off-Market	20

### DAILY MARKET CHANGE

Category	Sum of Manatee
Back on the Market	3
New Listings	11
Price Decrease	13
Price Increase	0

\*Back on Market can be from these sources - Pending, Temp Off Market, Cancelled and Expired Listing)

### 7 DAY SOLD COMPARISON

Closed Prior Year	Volume	Count
Wednesday, August 13, 2025	\$774,900	2
Tuesday, August 12, 2025	\$1,205,000	3
Monday, August 11, 2025	\$537,500	3
Friday, August 08, 2025	\$1,584,550	6
Thursday, August 07, 2025	\$1,267,500	6
<b>Total</b>	<b>\$5,369,450</b>	<b>20</b>

Closed Prior Year	Volume	Count
Monday, August 12, 2024	\$3,273,900	6
Saturday, August 10, 2024	\$240,000	1
Friday, August 09, 2024	\$3,232,500	5
Thursday, August 08, 2024	\$1,687,000	3
Wednesday, August 07, 2024	\$2,295,500	6
Tuesday, August 06, 2024	\$1,456,900	6
<b>Total</b>	<b>\$12,185,800</b>	<b>27</b>

**SUNCOAST TAMPA**  
— ASSOCIATION OF —  
**REALTORS®**