



## 4 WEEK REAL ESTATE MARKET REPORT

Sunday, August 17, 2025

*As of: Monday, August 18, 2025*

- 1 Report Breakdown
- 2 Cumulative Tampa Bay Report - Single Family Home
- 3 Cumulative Tampa Bay Report - Condominium
- 4 Pinellas County - Single Family Home
- 5 Pinellas County - Condominium
- 6 Pasco County - Single Family Home
- 7 Pasco County - Condominium
- 8 Hillsborough County - Single Family Home
- 9 Hillsborough County - Condominium
- 10 Sarasota County - Single Family Home
- 11 Sarasota County - Condominium
- 12 Manatee County - Single Family Home
- 13 Manatee County - Condominium

# 4 WEEK REAL ESTATE MARKET REPORT

## REPORT BREAKDOWN

Sunday, August 17, 2025

**SUNCOAST TAMPA**  
— ASSOCIATION OF —  
**REALTORS®**

as of: 8/18/2025

<b>Day 1</b>	Sunday, August 17, 2025
<b>Day 2</b>	Saturday, August 16, 2025
<b>Day 3</b>	Friday, August 15, 2025
<b>Day 4</b>	Thursday, August 14, 2025
<b>Day 5</b>	Wednesday, August 13, 2025
<b>Day 6</b>	Monday, August 18, 2025
<b>Day 7</b>	Sunday, August 17, 2025
<b>Day 8</b>	Saturday, August 16, 2025
<b>Day 9</b>	Friday, August 15, 2025
<b>Day 10</b>	Thursday, August 14, 2025
<b>Day 11</b>	Wednesday, August 13, 2025
<b>Day 12</b>	Tuesday, August 12, 2025
<b>Day 13</b>	Monday, August 11, 2025
<b>Day 14</b>	Sunday, August 10, 2025
<b>Day 15</b>	Saturday, August 9, 2025
<b>Day 16</b>	Friday, August 8, 2025
<b>Day 17</b>	Thursday, August 7, 2025
<b>Day 18</b>	Wednesday, August 6, 2025
<b>Day 19</b>	Tuesday, August 5, 2025
<b>Day 20</b>	Monday, August 4, 2025
<b>Day 21</b>	Sunday, August 3, 2025
<b>Day 22</b>	Saturday, August 2, 2025
<b>Day 23</b>	Friday, August 1, 2025
<b>Day 24</b>	Thursday, July 31, 2025
<b>Day 25</b>	Wednesday, July 30, 2025
<b>Day 26</b>	Tuesday, July 29, 2025
<b>Day 27</b>	Monday, July 28, 2025
<b>Day 28</b>	Sunday, July 27, 2025

### REPORT BREAKDOWN

#### GRAPH:

Active - Newly listed during the date range

Pending - Status changed to 'pending' during the date range

Sold - Closed during the date range

Canceled - Canceled during the date range

Temp off Market - Status changed to 'temp' off market' during the date range

The date ranges are not cumulative.

Day 1: Sunday, August 17, 2025

Day 28: Sunday, July 27, 2025

#### TOTALS:

4 Weeks: The summation of each date range (Day 1 - Day 28)

#### Market Changes

Day 1's New Listings, Price Increase, Price Decreases and Back on Market

Manatee County - Single Family Home

#### 7 Day Sold Comparison

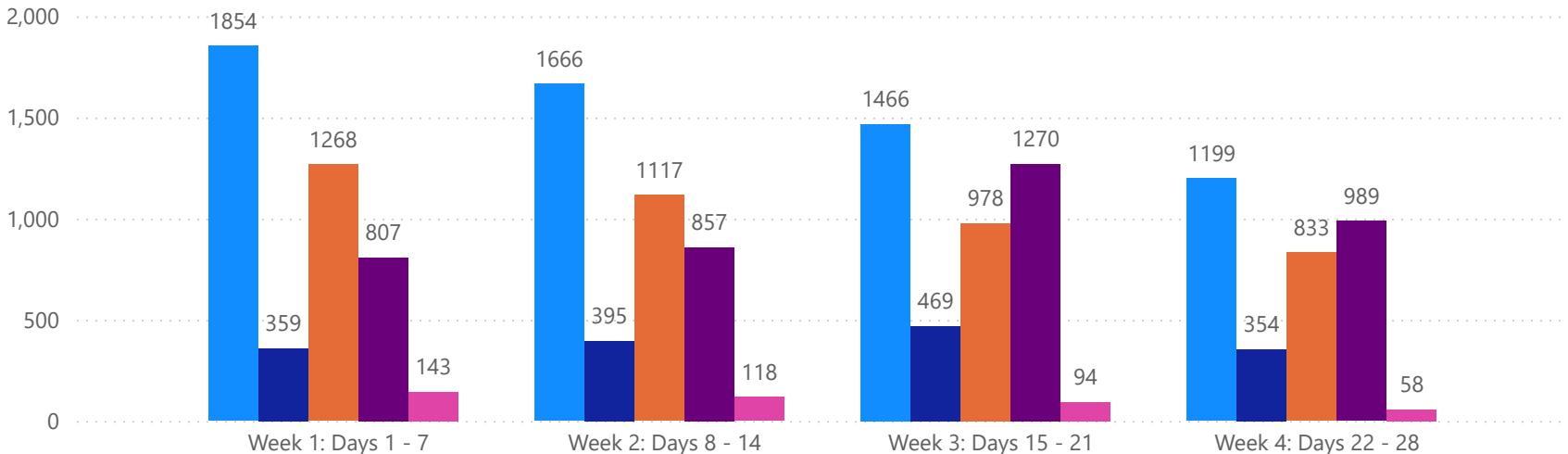
Compares the sold amount and volume in the last 7 days against the same timeframe in the prior year and days 8 - days 14.

# 4 WEEK REAL ESTATE MARKET REPORT

## TAMPA BAY - SINGLE FAMILY HOME

8/17/2025

**MLS Status** ● Active ● Canceled ● Pending ● Sold ● Temporarily Off-Market



All data is current as of today, though some MLS statuses may have changed from prior days.

### TOTALS

MLS Status	4 Week Total
Active	6185
Canceled	1577
Pending	4196
Sold	3923
Temporarily Off-Market	413

### DAILY MARKET CHANGE

Category	Sum of Total
Back on the Market	24
New Listings	44
Price Decrease	102
Price Increase	6

\*Back on Market can be from these sources - Pending, Temp Off Market, Cancelled and Expired Listing)

### 7 DAY SOLD COMPARISON

Closed Prior Year	Volume	Count
Sunday, August 17, 2025	\$321,500	1
Saturday, August 16, 2025	\$734,985	1
Friday, August 15, 2025	\$172,516,880	275
Thursday, August 14, 2025	\$74,722,259	142
Wednesday, August 13, 2025	\$72,222,081	125
Tuesday, August 12, 2025	\$76,197,874	120
Monday, August 11, 2025	\$71,440,536	143
<b>Total</b>	<b>\$468,156,115</b>	<b>807</b>

Closed Prior Year	Volume	Count
Friday, August 16, 2024	\$157,874,063	286
Thursday, August 15, 2024	\$131,479,330	229
Wednesday, August 14, 2024	\$80,629,733	162
Tuesday, August 13, 2024	\$63,465,708	120
Monday, August 12, 2024	\$87,430,714	155
Sunday, August 11, 2024	\$3,958,990	8
Saturday, August 10, 2024	\$4,221,835	7
<b>Total</b>	<b>\$529,060,373</b>	<b>967</b>

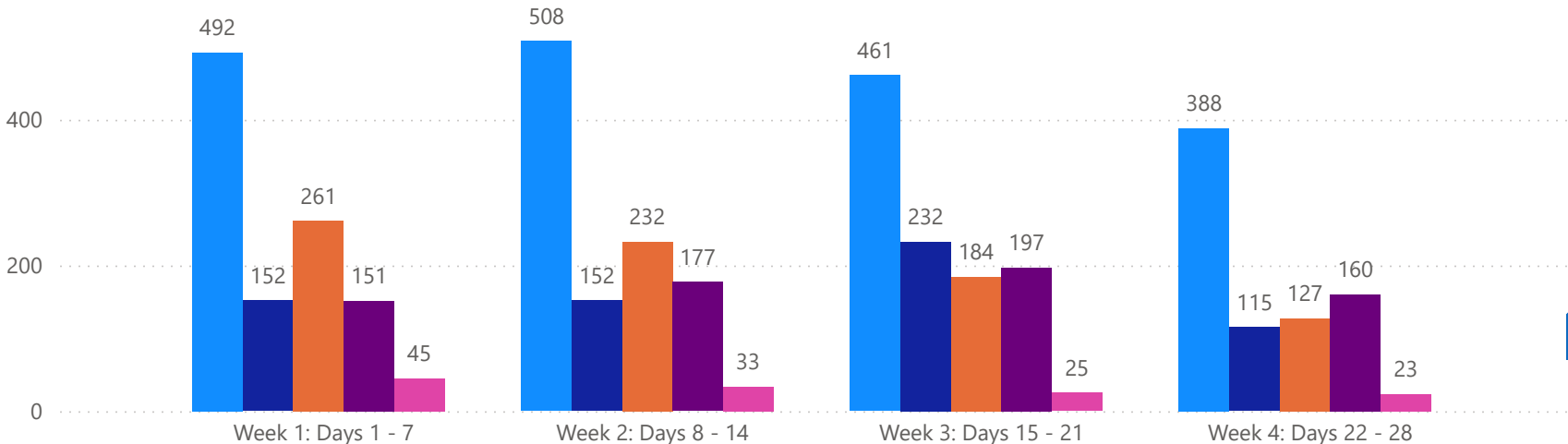
**SUNCOAST TAMPA**  
— ASSOCIATION OF —  
**REALTORS®**

# 4 WEEK REAL ESTATE MARKET REPORT

## TAMPA BAY - CONDO

8/17/2025

**MLS Status** ● Active ● Canceled ● Pending ● Sold ● Temporarily Off-Market



All data is current as of today, though some MLS statuses may have changed from prior days.

### TOTALS

MLS Status	4 Week Total
Active	1849
Canceled	651
Pending	804
Sold	685
Temporarily Off-Market	126

### DAILY MARKET CHANGE

Category	Sum of Total
Back on the Market	2
New Listings	16
Price Decrease	34
Price Increase	2

\*Back on Market can be from these sources - Pending, Temp Off Market, Cancelled and Expired Listing)

### 7 DAY SOLD COMPARISON

Closed Prior Year	Volume	Count	Closed Prior Year	Volume	Count
Sunday, August 17, 2025	\$90,000	1	Friday, August 16, 2024	\$25,588,805	60
Friday, August 15, 2025	\$18,981,700	57	Thursday, August 15, 2024	\$27,136,000	49
Thursday, August 14, 2025	\$14,030,500	25	Wednesday, August 14, 2024	\$7,918,900	20
Wednesday, August 13, 2025	\$6,074,519	19	Tuesday, August 13, 2024	\$5,782,498	20
Tuesday, August 12, 2025	\$6,145,700	18	Monday, August 12, 2024	\$16,267,500	34
Monday, August 11, 2025	\$11,472,130	31	Saturday, August 10, 2024	\$240,000	1
<b>Total</b>	<b>\$56,794,549</b>	<b>151</b>	<b>Total</b>	<b>\$82,933,703</b>	<b>184</b>

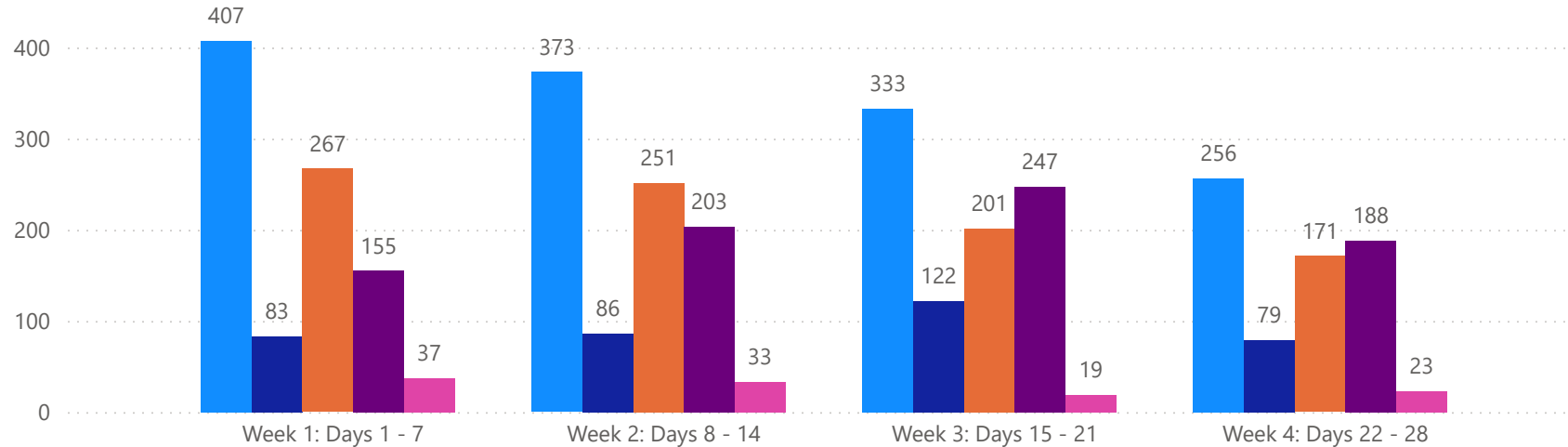
**SUNCOAST TAMPA**  
— ASSOCIATION OF —  
**REALTORS®**

# 4 WEEK REAL ESTATE MARKET REPORT

## PINELLAS COUNTY - SINGLE FAMILY HOME

### 8/17/2025

**MLS Status** ● Active ● Canceled ● Pending ● Sold ● Temporarily Off-Market



*All data is current as of today, though some MLS statuses may have changed from prior days.*

### TOTALS

MLS Status	4 Week Total
Active	1369
Canceled	370
Pending	890
Sold	793
Temporarily Off-Market	112

### DAILY MARKET CHANGE

Category	Sum of Pinellas
Back on the Market	5
New Listings	9
Price Decrease	22
Price Increase	0

\*Back on Market can be from these sources - Pending, Temp Off Market, Cancelled and Expired Listing)

### 7 DAY SOLD COMPARISON

Closed Prior Year	Volume	Count
Sunday, August 17, 2025	\$321,500	1
Friday, August 15, 2025	\$22,983,300	48
Thursday, August 14, 2025	\$19,086,600	36
Wednesday, August 13, 2025	\$9,108,772	19
Tuesday, August 12, 2025	\$10,757,400	21
Monday, August 11, 2025	\$15,490,500	30
<b>Total</b>	<b>\$77,748,072</b>	<b>155</b>

Closed Prior Year	Volume	Count
Friday, August 16, 2024	\$34,962,150	57
Thursday, August 15, 2024	\$36,397,900	55
Wednesday, August 14, 2024	\$15,469,301	26
Tuesday, August 13, 2024	\$18,445,480	27
Monday, August 12, 2024	\$19,494,600	30
Sunday, August 11, 2024	\$290,000	1
<b>Total</b>	<b>\$125,059,431</b>	<b>196</b>

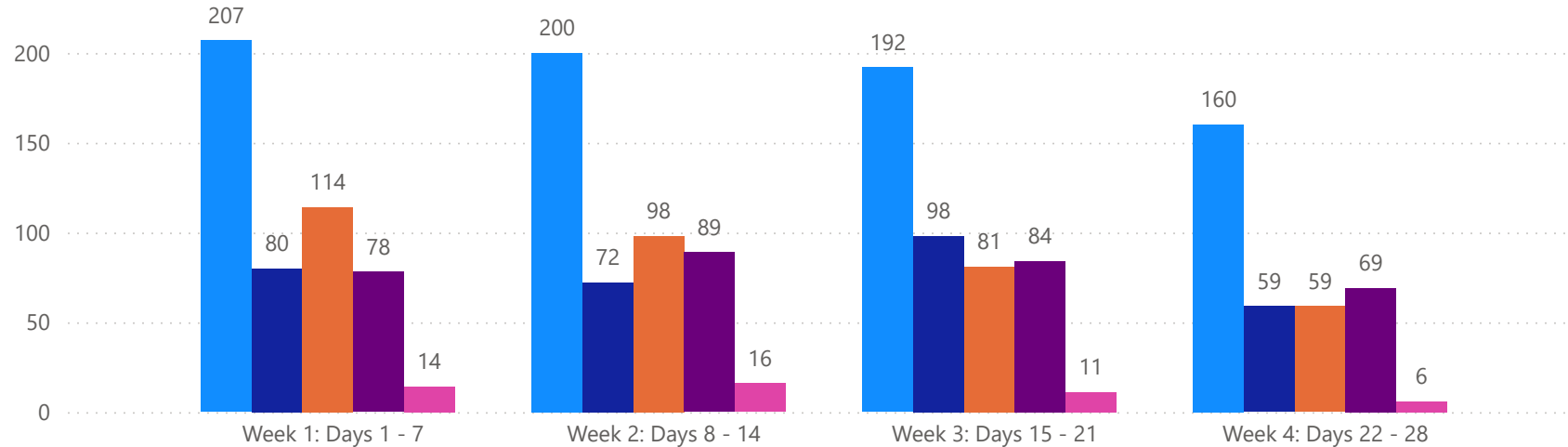
**SUNCOAST TAMPA**  
— ASSOCIATION OF —  
**REALTORS®**

# 4 WEEK REAL ESTATE MARKET REPORT

## PINELLAS COUNTY - CONDO

### 8/17/2025

**MLSStatus** ● Active ● Canceled ● Pending ● Sold ● Temporarily Off-Market



*All data is current as of today, though some MLS statuses may have changed from prior days.*

### TOTALS

MLS Status	4 Week Total
Active	759
Canceled	309
Pending	352
Sold	320
Temporarily Off-Market	47

### DAILY MARKET CHANGE

Category	Sum of Pinellas
Back on the Market	1
New Listings	10
Price Decrease	16
Price Increase	2

\*Back on Market can be from these sources - Pending, Temp Off Market, Cancelled and Expired Listing)

### 7 DAY SOLD COMPARISON

Closed Prior Year	Volume	Count	Closed Prior Year	Volume	Count
Sunday, August 17, 2025	\$90,000	1	Friday, August 16, 2024	\$17,896,505	33
Friday, August 15, 2025	\$10,922,900	37	Thursday, August 15, 2024	\$12,308,700	20
Thursday, August 14, 2025	\$6,146,500	13	Wednesday, August 14, 2024	\$5,103,900	10
Wednesday, August 13, 2025	\$1,738,500	7	Tuesday, August 13, 2024	\$1,952,000	8
Tuesday, August 12, 2025	\$3,816,700	8	Monday, August 12, 2024	\$6,290,100	17
Monday, August 11, 2025	\$6,164,530	12	<b>Total</b>	<b>\$43,551,205</b>	<b>88</b>
<b>Total</b>	<b>\$28,879,130</b>	<b>78</b>			

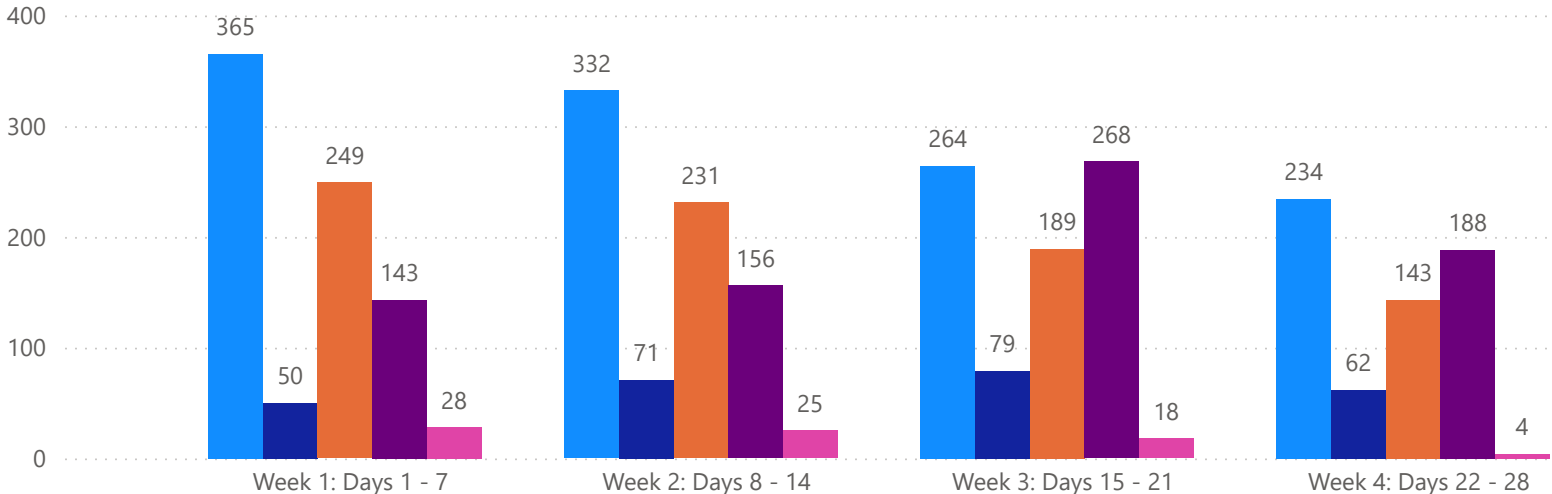
**SUNCOAST TAMPA**  
— ASSOCIATION OF —  
**REALTORS®**

# 4 WEEK REAL ESTATE MARKET REPORT

## PASCO COUNTY - SINGLE FAMILY HOME

### 8/17/2025

**MLS Status** ● Active ● Canceled ● Pending ● Sold ● Temporarily Off-Market



*All data is current as of today, though some MLS statuses may have changed from prior days.*

#### TOTALS

MLS Status	4 Week Total
Active	1195
Canceled	262
Pending	812
Sold	755
Temporarily Off-Market	75

#### DAILY MARKET CHANGE

Category	Sum of Pasco
Back on the Market	3
New Listings	4
Price Decrease	17
Price Increase	2

\*Back on Market can be from these sources - Pending, Temp Off Market, Cancelled and Expired Listing)

#### 7 DAY SOLD COMPARISON

Closed Prior Year	Volume	Count
Friday, August 15, 2025	\$21,263,889	50
Thursday, August 14, 2025	\$11,661,432	24
Wednesday, August 13, 2025	\$8,812,390	21
Tuesday, August 12, 2025	\$8,092,170	22
Monday, August 11, 2025	\$10,366,377	26
<b>Total</b>	<b>\$60,196,258</b>	<b>143</b>

Closed Prior Year	Volume	Count
Friday, August 16, 2024	\$27,044,660	63
Thursday, August 15, 2024	\$20,121,805	45
Wednesday, August 14, 2024	\$13,822,903	35
Tuesday, August 13, 2024	\$8,251,135	23
Monday, August 12, 2024	\$11,818,915	29
Sunday, August 11, 2024	\$437,990	1
Saturday, August 10, 2024	\$725,225	2
<b>Total</b>	<b>\$82,222,633</b>	<b>198</b>

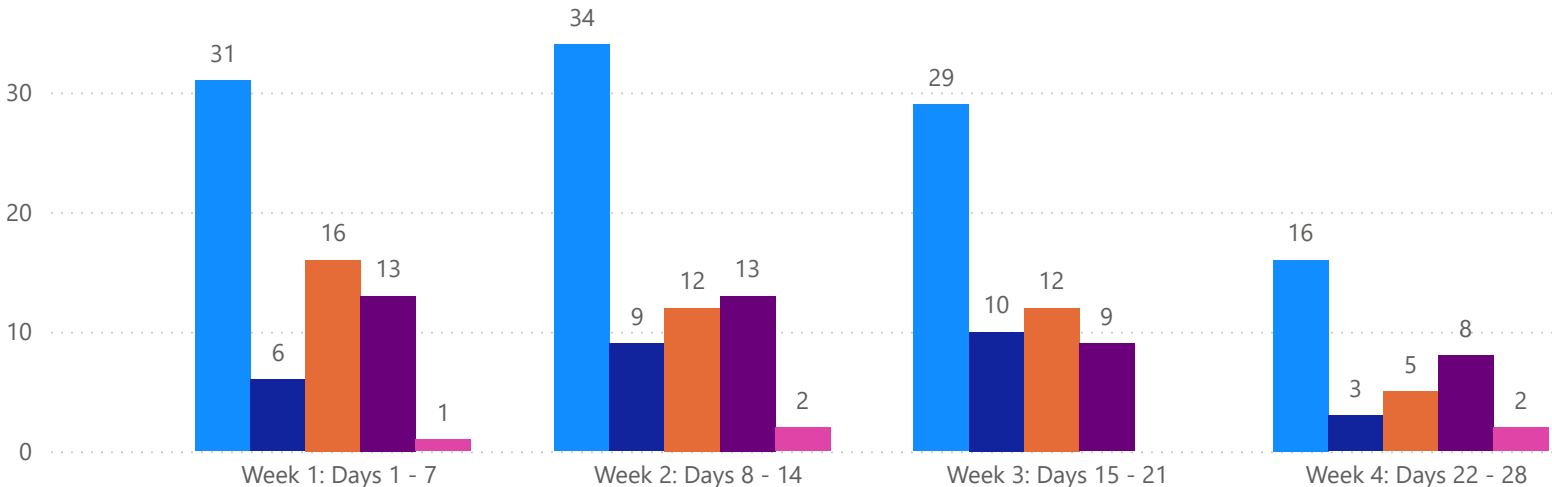
**SUNCOAST TAMPA**  
— ASSOCIATION OF —  
**REALTORS®**

# 4 WEEK REAL ESTATE MARKET REPORT

## PASCO COUNTY - CONDO

8/17/2025

**MLS Status** ● Active ● Canceled ● Pending ● Sold ● Temporarily Off-Market



All data is current as of today, though some MLS statuses may have changed from prior days.

### TOTALS

MLS Status	4 Week Total
Active	110
Canceled	28
Pending	45
Sold	43
Temporarily Off-Market	5

### DAILY MARKET CHANGE

Category	Sum of Pasco
Back on the Market	0
New Listings	0
Price Decrease	4
Price Increase	0

\*Back on Market can be from these sources - Pending, Temp Off Market, Cancelled and Expired Listing)

### 7 DAY SOLD COMPARISON

Closed Prior Year	Volume	Count
Friday, August 15, 2025	\$421,400	3
Thursday, August 14, 2025	\$569,500	3
Wednesday, August 13, 2025	\$115,000	1
Tuesday, August 12, 2025	\$223,000	2
Monday, August 11, 2025	\$671,500	4
<b>Total</b>	<b>\$2,000,400</b>	<b>13</b>

Closed Prior Year	Volume	Count
Friday, August 16, 2024	\$948,500	6
Thursday, August 15, 2024	\$420,000	1
Wednesday, August 14, 2024	\$281,500	2
Tuesday, August 13, 2024	\$305,000	1
<b>Total</b>	<b>\$1,955,000</b>	<b>10</b>

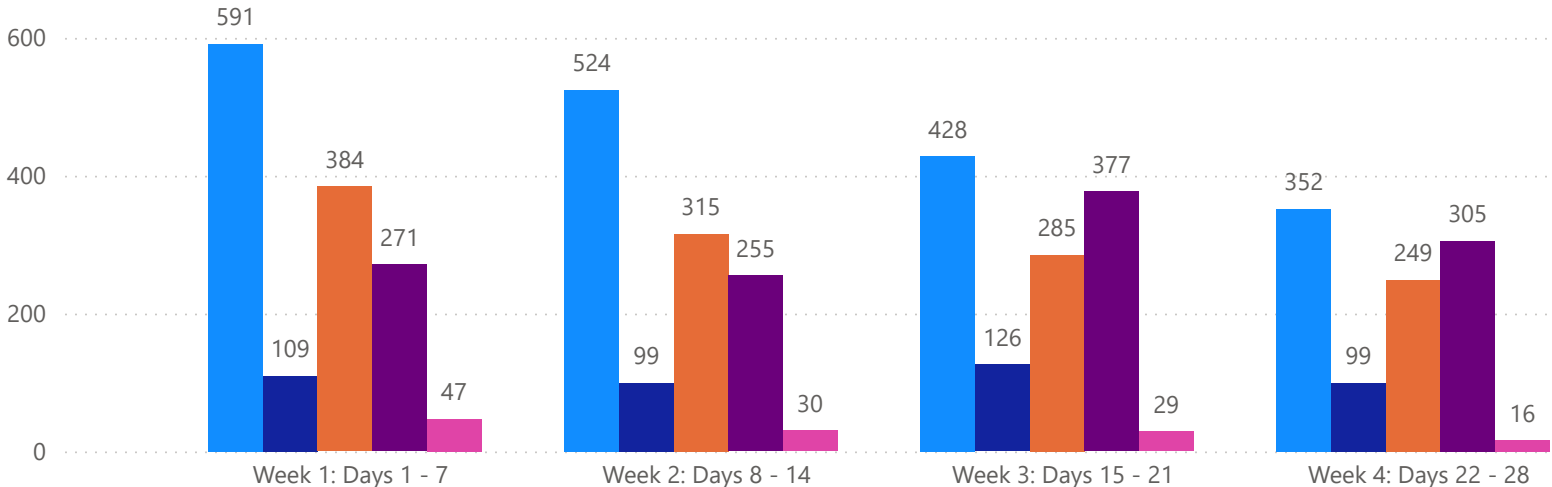
**SUNCOAST TAMPA**  
— ASSOCIATION OF —  
**REALTORS®**

# 4 WEEK REAL ESTATE MARKET REPORT

## HILLSBOROUGH COUNTY - SINGLE FAMILY HOME

8/17/2025

**MLSStatus** ● Active ● Canceled ● Pending ● Sold ● Temporarily Off-Market



*All data is current as of today, though some MLS statuses may have changed from prior days.*

### TOTALS

MLS Status	4 Week Total
Active	1895
Canceled	433
Pending	1233
Sold	1208
Temporarily Off-Market	122

### DAILY MARKET CHANGE

Category	Sum of Hillsborough	*Back on Market can be from these sources - Pending, Temp Off Market, Cancelled and Expired Listing)
Back on the Market	8	
New Listings	18	
Price Decrease	33	
Price Increase	0	

### 7 DAY SOLD COMPARISON

Closed Prior Year	Volume	Count	Closed Prior Year	Volume	Count
Saturday, August 16, 2025	\$734,985	1	Friday, August 16, 2024	\$50,360,656	88
Friday, August 15, 2025	\$56,773,019	96	Thursday, August 15, 2024	\$32,253,556	62
Thursday, August 14, 2025	\$22,313,866	41	Wednesday, August 14, 2024	\$26,570,249	56
Wednesday, August 13, 2025	\$25,264,137	39	Tuesday, August 13, 2024	\$16,173,990	34
Tuesday, August 12, 2025	\$28,465,380	43	Monday, August 12, 2024	\$26,114,100	50
Monday, August 11, 2025	\$24,919,470	51	Sunday, August 11, 2024	\$926,000	2
<b>Total</b>	<b>\$158,470,857</b>	<b>271</b>	Saturday, August 10, 2024	\$2,771,610	4
			<b>Total</b>	<b>\$155,170,161</b>	<b>296</b>

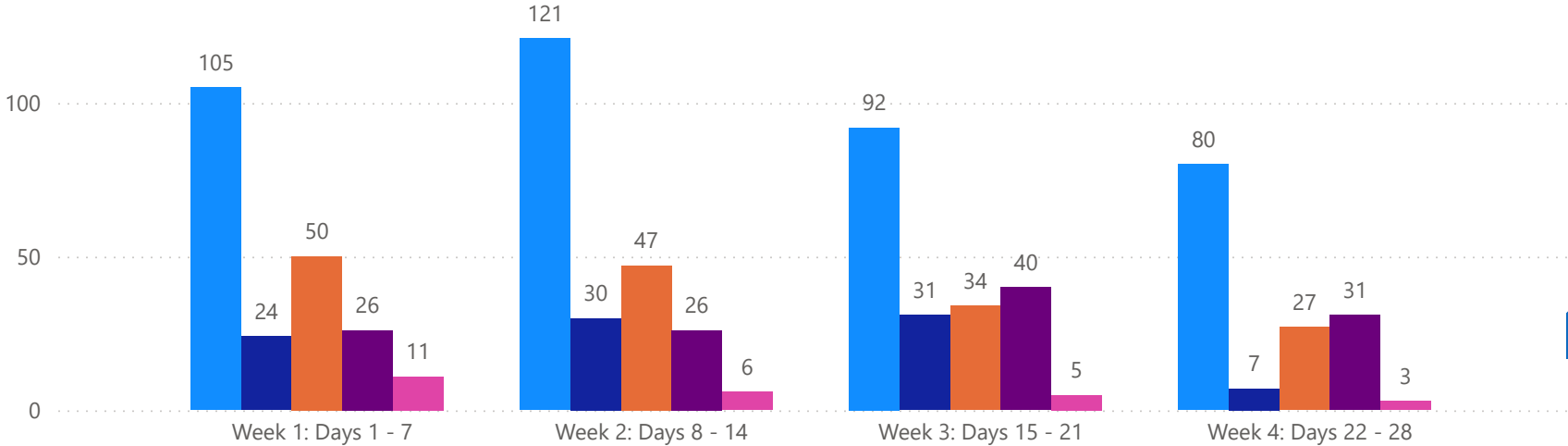
**SUNCOAST TAMPA**  
— ASSOCIATION OF —  
**REALTORS®**

# 4 WEEK REAL ESTATE MARKET REPORT

## HILLSBOROUGH COUNTY - CONDO

8/17/2025

**MLSStatus** ● Active ● Canceled ● Pending ● Sold ● Temporarily Off-Market



### TOTALS

MLS Status	4 Week Total
Active	398
Canceled	92
Pending	158
Sold	123
Temporarily Off-Market	25

### DAILY MARKET CHANGE

Category	Sum of Hillsborough	*Back on Market can be from these sources - Pending, Temp Off Market, Cancelled and Expired Listing)
Back on the Market	0	
New Listings	3	
Price Decrease	6	
Price Increase	0	

All data is current as of today, though some MLS statuses may have changed from prior days.

### 7 DAY SOLD COMPARISON

Closed Prior Year	Volume	Count	Closed Prior Year	Volume	Count
Friday, August 15, 2025	\$2,512,500	8	Friday, August 16, 2024	\$3,213,400	10
Thursday, August 14, 2025	\$2,498,500	4	Thursday, August 15, 2024	\$8,313,100	13
Wednesday, August 13, 2025	\$974,119	5	Wednesday, August 14, 2024	\$781,500	4
Tuesday, August 12, 2025	\$445,000	3	Tuesday, August 13, 2024	\$1,119,500	6
Monday, August 11, 2025	\$2,023,100	6	Monday, August 12, 2024	\$4,802,000	6
<b>Total</b>	<b>\$8,453,219</b>	<b>26</b>	<b>Total</b>	<b>\$18,229,500</b>	<b>39</b>

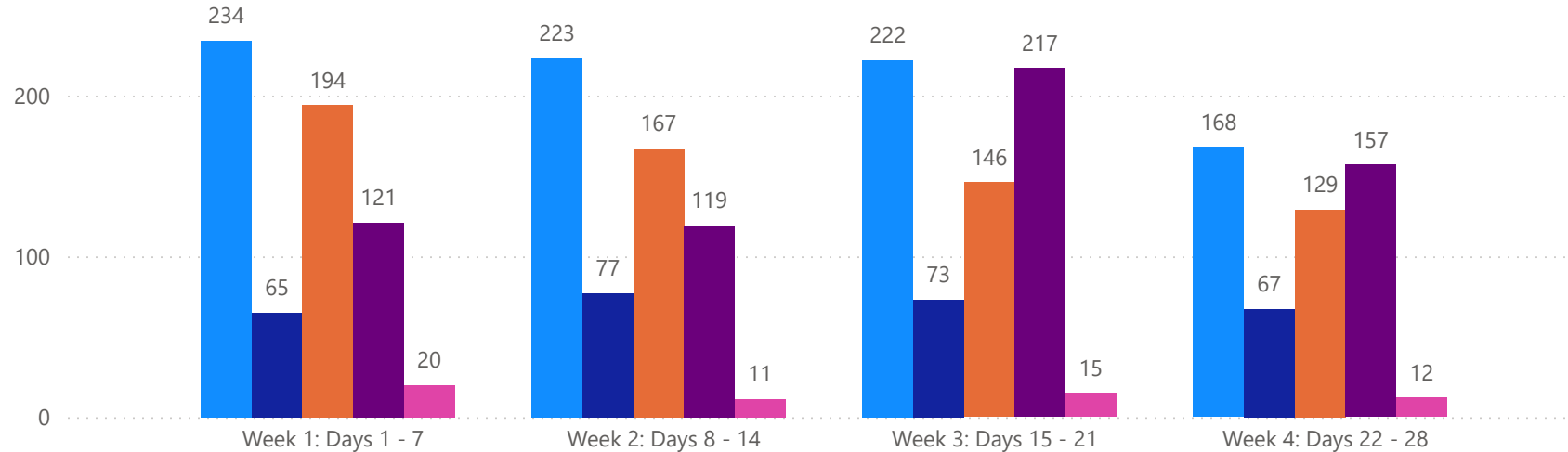
SUNCOAST TAMPA  
— ASSOCIATION OF —  
REALTORS®

# 4 WEEK REAL ESTATE MARKET REPORT

## SARASOTA COUNTY - SINGLE FAMILY HOME

8/17/2025

**MLSStatus** ● Active ● Canceled ● Pending ● Sold ● Temporarily Off-Market



*All data is current as of today, though some MLS statuses may have changed from prior days.*

### TOTALS

MLS Status	4 Week Total
Active	847
Canceled	282
Pending	636
Sold	614
Temporarily Off-Market	58

### DAILY MARKET CHANGE

Category	Sum of Sarasota
Back on the Market	5
New Listings	5
Price Decrease	17
Price Increase	2

\*Back on Market can be from these sources - Pending, Temp Off Market, Cancelled and Expired Listing)

### 7 DAY SOLD COMPARISON

Closed Prior Year	Volume	Count	Closed Prior Year	Volume	Count
Friday, August 15, 2025	\$41,492,175	44	Friday, August 16, 2024	\$23,725,410	44
Thursday, August 14, 2025	\$9,890,355	20	Thursday, August 15, 2024	\$24,339,214	38
Wednesday, August 13, 2025	\$8,680,684	18	Wednesday, August 14, 2024	\$11,956,150	21
Tuesday, August 12, 2025	\$22,783,697	23	Tuesday, August 13, 2024	\$9,335,623	21
Monday, August 11, 2025	\$9,632,500	16	Monday, August 12, 2024	\$14,718,111	23
<b>Total</b>	<b>\$92,479,411</b>	<b>121</b>	Sunday, August 11, 2024	\$2,020,000	3
			<b>Total</b>	<b>\$86,094,508</b>	<b>150</b>

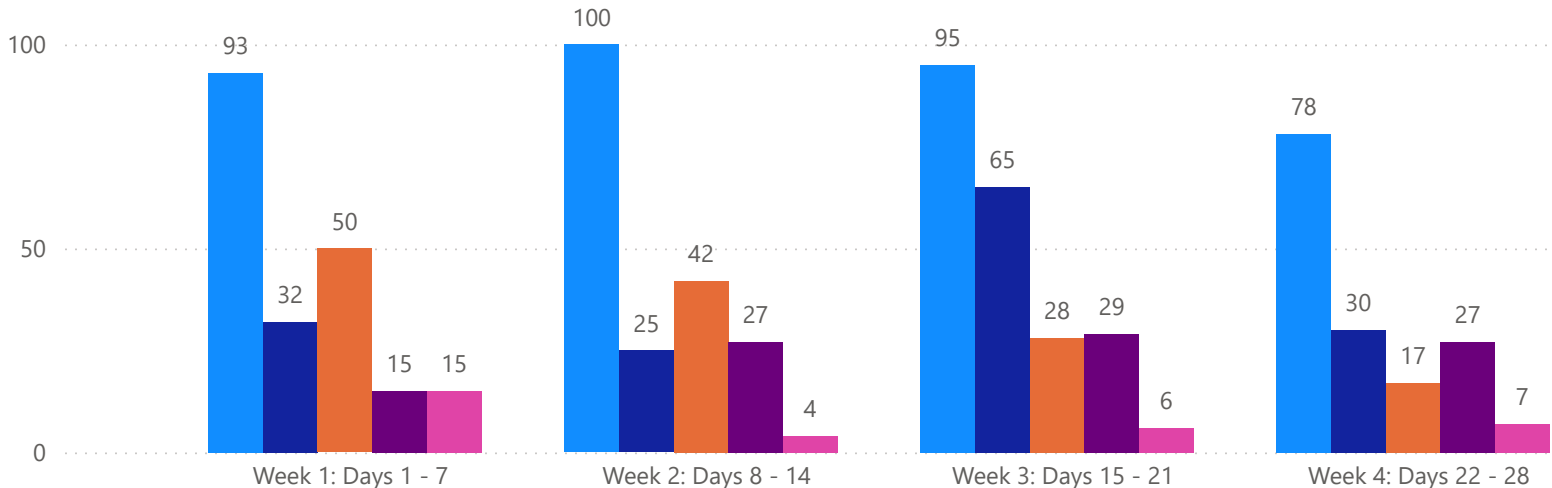
**SUNCOAST TAMPA**  
— ASSOCIATION OF —  
**REALTORS®**

# 4 WEEK REAL ESTATE MARKET REPORT

## SARASOTA COUNTY - CONDO

8/17/2025

**MLSStatus** ● Active ● Canceled ● Pending ● Sold ● Temporarily Off-Market



All data is current as of today, though some MLS statuses may have changed from prior days.

### TOTALS

MLS Status	4 Week Total
Active	366
Canceled	152
Pending	137
Sold	98
Temporarily Off-Market	32

### DAILY MARKET CHANGE

Category	Sum of Sarasota
Back on the Market	0
New Listings	2
Price Decrease	5
Price Increase	0

\*Back on Market can be from these sources - Pending, Temp Off Market, Cancelled and Expired Listing)

### 7 DAY SOLD COMPARISON

Closed Prior Year	Volume	Count	Closed Prior Year	Volume	Count
Friday, August 15, 2025	\$1,557,500	3	Friday, August 16, 2024	\$2,446,000	6
Thursday, August 14, 2025	\$1,136,000	3	Thursday, August 15, 2024	\$2,313,200	5
Wednesday, August 13, 2025	\$1,595,000	2	Wednesday, August 14, 2024	\$390,000	1
Tuesday, August 12, 2025	\$456,000	2	Tuesday, August 13, 2024	\$2,015,998	4
Monday, August 11, 2025	\$1,167,500	5	Monday, August 12, 2024	\$1,901,500	5
<b>Total</b>	<b>\$5,912,000</b>	<b>15</b>	<b>Total</b>	<b>\$9,066,698</b>	<b>21</b>

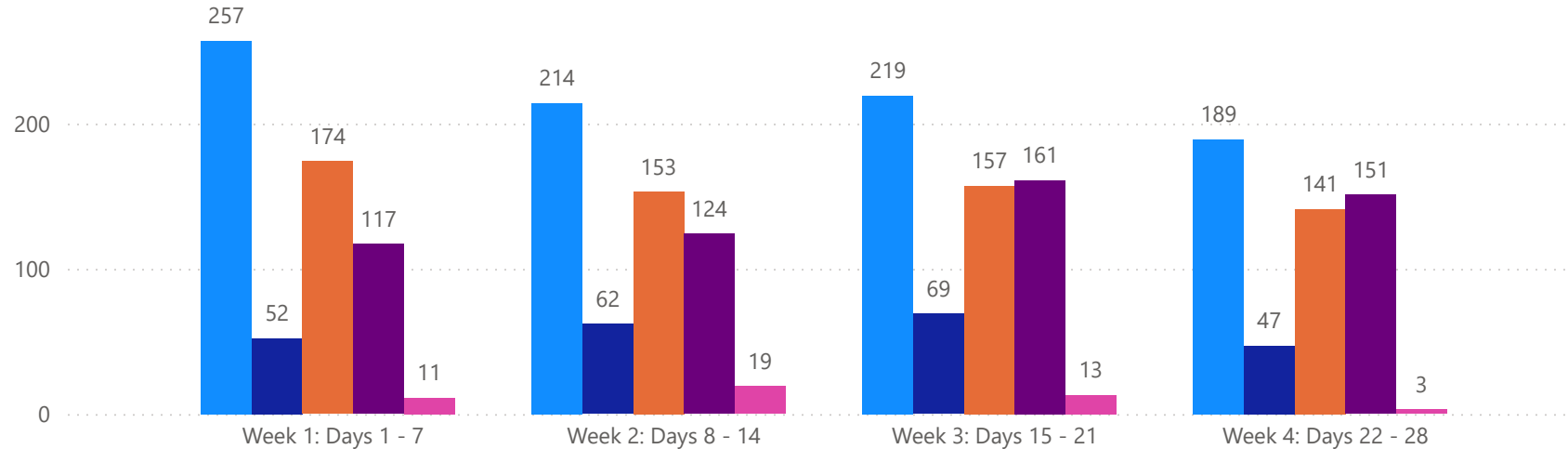
**SUNCOAST TAMPA**  
— ASSOCIATION OF —  
**REALTORS®**

# 4 WEEK REAL ESTATE MARKET REPORT

## MANATEE COUNTY - SINGLE FAMILY HOME

8/17/2025

**MLS Status** ● Active ● Canceled ● Pending ● Sold ● Temporarily Off-Market



*All data is current as of today, though some MLS statuses may have changed from prior days.*

### TOTALS

MLS Status	4 Week Total
Active	879
Canceled	230
Pending	625
Sold	553
Temporarily Off-Market	46

### DAILY MARKET CHANGE

Category	Sum of Manatee
Back on the Market	3
New Listings	8
Price Decrease	13
Price Increase	2

\*Back on Market can be from these sources - Pending, Temp Off Market, Cancelled and Expired Listing)

### 7 DAY SOLD COMPARISON

Closed Prior Year	Volume	Count	Closed Prior Year	Volume	Count
Friday, August 15, 2025	\$30,004,497	37	Friday, August 16, 2024	\$21,781,187	34
Thursday, August 14, 2025	\$11,770,006	21	Thursday, August 15, 2024	\$18,366,855	29
Wednesday, August 13, 2025	\$20,356,098	28	Wednesday, August 14, 2024	\$12,811,130	24
Tuesday, August 12, 2025	\$6,099,227	11	Tuesday, August 13, 2024	\$11,259,480	15
Monday, August 11, 2025	\$11,031,689	20	Monday, August 12, 2024	\$15,284,988	23
<b>Total</b>	<b>\$79,261,517</b>	<b>117</b>	Sunday, August 11, 2024	\$285,000	1
			Saturday, August 10, 2024	\$725,000	1
			<b>Total</b>	<b>\$80,513,640</b>	<b>127</b>

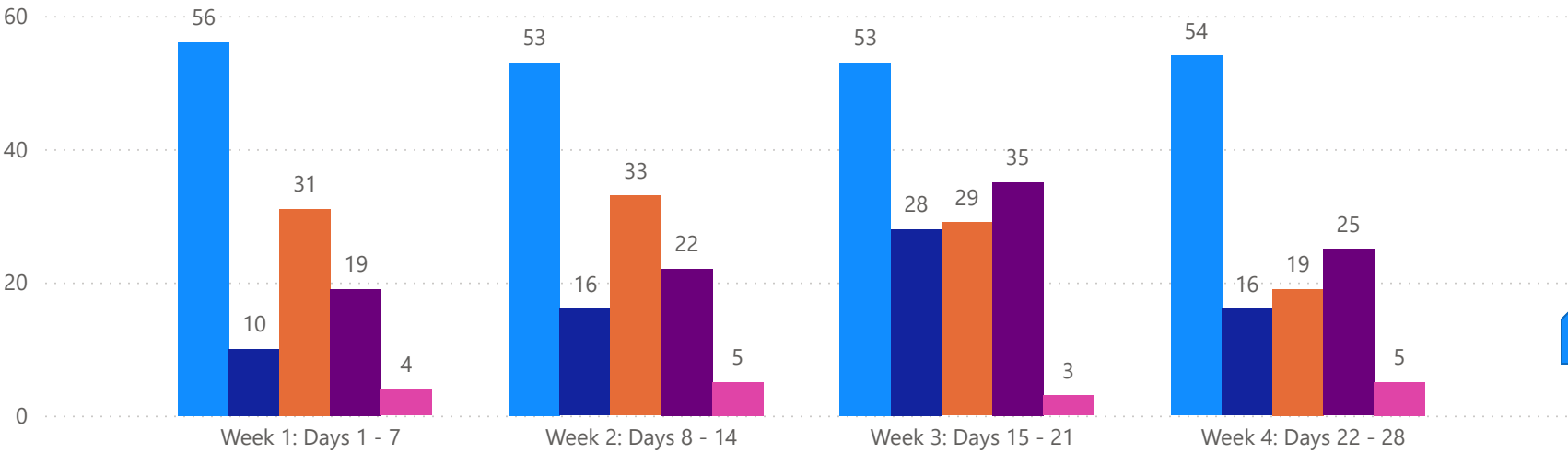
**SUNCOAST TAMPA**  
— ASSOCIATION OF —  
**REALTORS®**

# 4 WEEK REAL ESTATE MARKET REPORT

## MANATEE COUNTY - CONDO

8/17/2025

**MLSStatus** ● Active ● Canceled ● Pending ● Sold ● Temporarily Off-Market



### TOTALS

MLS Status	4 Week Total
Active	216
Canceled	70
Pending	112
Sold	101
Temporarily Off-Market	17

### DAILY MARKET CHANGE

Category	Sum of Manatee
Back on the Market	1
New Listings	1
Price Decrease	3
Price Increase	0

\*Back on Market can be from these sources - Pending, Temp Off Market, Cancelled and Expired Listing)

### 7 DAY SOLD COMPARISON

Closed Prior Year	Volume	Count
Friday, August 15, 2025	\$3,567,400	6
Thursday, August 14, 2025	\$3,680,000	2
Wednesday, August 13, 2025	\$1,651,900	4
Tuesday, August 12, 2025	\$1,205,000	3
Monday, August 11, 2025	\$1,445,500	4
<b>Total</b>	<b>\$11,549,800</b>	<b>19</b>

Closed Prior Year	Volume	Count
Friday, August 16, 2024	\$1,084,400	5
Thursday, August 15, 2024	\$3,781,000	10
Wednesday, August 14, 2024	\$1,362,000	3
Tuesday, August 13, 2024	\$390,000	1
Monday, August 12, 2024	\$3,273,900	6
Saturday, August 10, 2024	\$240,000	1
<b>Total</b>	<b>\$10,131,300</b>	<b>26</b>

**SUNCOAST TAMPA**  
— ASSOCIATION OF —  
**REALTORS®**