



4 WEEK REAL ESTATE MARKET REPORT

Thursday, August 21, 2025

As of: Friday, August 22, 2025

- 1 Report Breakdown
- 2 Cumulative Tampa Bay Report - Single Family Home
- 3 Cumulative Tampa Bay Report - Condominium
- 4 Pinellas County - Single Family Home
- 5 Pinellas County - Condominium
- 6 Pasco County - Single Family Home
- 7 Pasco County - Condominium
- 8 Hillsborough County - Single Family Home
- 9 Hillsborough County - Condominium
- 10 Sarasota County - Single Family Home
- 11 Sarasota County - Condominium
- 12 Manatee County - Single Family Home
- 13 Manatee County - Condominium

4 WEEK REAL ESTATE MARKET REPORT

REPORT BREAKDOWN

Thursday, August 21, 2025



as of: 8/22/2025

Day 1	Thursday, August 21, 2025
Day 2	Wednesday, August 20, 2025
Day 3	Tuesday, August 19, 2025
Day 4	Monday, August 18, 2025
Day 5	Sunday, August 17, 2025
Day 6	Friday, August 22, 2025
Day 7	Thursday, August 21, 2025
Day 8	Wednesday, August 20, 2025
Day 9	Tuesday, August 19, 2025
Day 10	Monday, August 18, 2025
Day 11	Sunday, August 17, 2025
Day 12	Saturday, August 16, 2025
Day 13	Friday, August 15, 2025
Day 14	Thursday, August 14, 2025
Day 15	Wednesday, August 13, 2025
Day 16	Tuesday, August 12, 2025
Day 17	Monday, August 11, 2025
Day 18	Sunday, August 10, 2025
Day 19	Saturday, August 9, 2025
Day 20	Friday, August 8, 2025
Day 21	Thursday, August 7, 2025
Day 22	Wednesday, August 6, 2025
Day 23	Tuesday, August 5, 2025
Day 24	Monday, August 4, 2025
Day 25	Sunday, August 3, 2025
Day 26	Saturday, August 2, 2025
Day 27	Friday, August 1, 2025
Day 28	Thursday, July 31, 2025

REPORT BREAKDOWN

GRAPH:

Active - Newly listed during the date range

Pending - Status changed to 'pending' during the date range

Sold - Closed during the date range

Canceled - Canceled during the date range

Temp off Market - Status changed to 'temp' off market' during the date range

The date ranges are not cumulative.

Day 1: Thursday, August 21, 2025

Day 28: Thursday, July 31, 2025

TOTALS:

4 Weeks: The summation of each date range (Day 1 - Day 28)

Market Changes

Day 1's New Listings, Price Increase, Price Decreases and Back on Market

Manatee County - Single Family Home

7 Day Sold Comparison

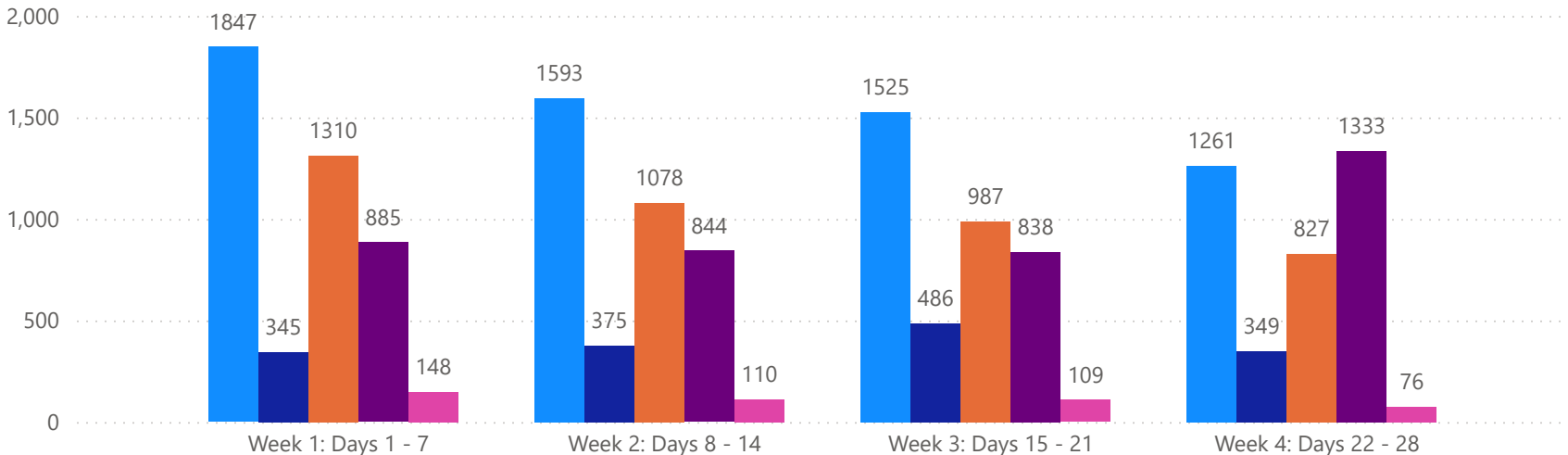
Compares the sold amount and volume in the last 7 days against the same timeframe in the prior year and days 8 - days 14.

4 WEEK REAL ESTATE MARKET REPORT

TAMPA BAY - SINGLE FAMILY HOME

8/21/2025

MLS Status ● Active ● Canceled ● Pending ● Sold ● Temporarily Off-Market



All data is current as of today, though some MLS statuses may have changed from prior days.

TOTALS

MLS Status	4 Week Total
Active	6226
Canceled	1555
Pending	4202
Sold	3900
Temporarily Off-Market	443

DAILY MARKET CHANGE

Category	Sum of Total
Back on the Market	65
New Listings	274
Price Decrease	524
Price Increase	30

*Back on Market can be from these sources - Pending, Temp Off Market, Cancelled and Expired Listing)

7 DAY SOLD COMPARISON

Closed Prior Year	Volume	Count
Thursday, August 21, 2025	\$40,270,022	70
Wednesday, August 20, 2025	\$89,189,604	133
Tuesday, August 19, 2025	\$58,811,639	118
Monday, August 18, 2025	\$82,663,570	170
Sunday, August 17, 2025	\$731,490	2
Saturday, August 16, 2025	\$4,253,985	6
Friday, August 15, 2025	\$231,852,729	386
Total	\$507,773,039	885

Closed Prior Year	Volume	Count
Tuesday, August 20, 2024	\$113,514,376	165
Monday, August 19, 2024	\$103,160,049	178
Sunday, August 18, 2024	\$925,490	3
Saturday, August 17, 2024	\$4,177,079	10
Friday, August 16, 2024	\$157,874,063	286
Thursday, August 15, 2024	\$131,479,330	229
Wednesday, August 14, 2024	\$80,629,733	162
Total	\$591,760,120	1033

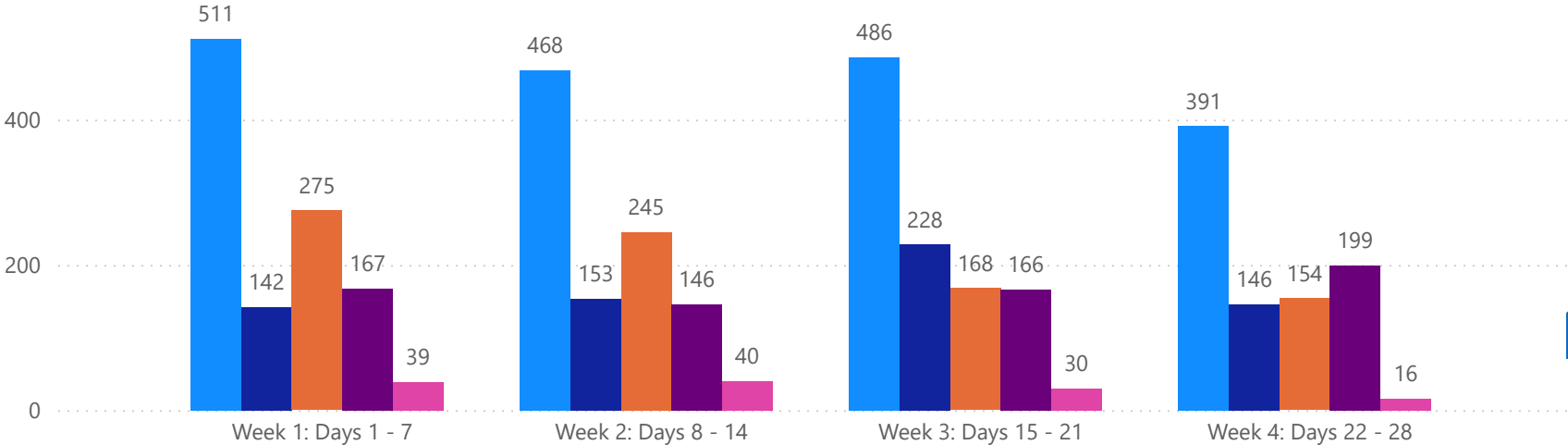
SUNCOAST TAMPA
— ASSOCIATION OF —
REALTORS®

4 WEEK REAL ESTATE MARKET REPORT

TAMPA BAY - CONDO

8/21/2025

MLSStatus ● Active ● Canceled ● Pending ● Sold ● Temporarily Off-Market



TOTALS

MLS Status	4 Week Total
Active	1856
Canceled	669
Pending	842
Sold	678
Temporarily Off-Market	125

DAILY MARKET CHANGE

Category	Sum of Total	*Back on Market can be from these sources - Pending, Temp Off Market, Cancelled and Expired Listing)
Back on the Market	12	
New Listings	62	
Price Decrease	91	
Price Increase	4	

All data is current as of today, though some MLS statuses may have changed from prior days.

7 DAY SOLD COMPARISON

Closed Prior Year	Volume	Count	Closed Prior Year	Volume	Count
Thursday, August 21, 2025	\$8,811,500	15	Tuesday, August 20, 2024	\$11,869,400	26
Wednesday, August 20, 2025	\$6,615,500	23	Monday, August 19, 2024	\$21,464,249	39
Tuesday, August 19, 2025	\$11,160,664	28	Sunday, August 18, 2024	\$4,827,500	5
Monday, August 18, 2025	\$21,031,703	35	Saturday, August 17, 2024	\$1,022,899	2
Sunday, August 17, 2025	\$90,000	1	Friday, August 16, 2024	\$25,588,805	60
Saturday, August 16, 2025	\$913,999	4	Thursday, August 15, 2024	\$27,136,000	49
Friday, August 15, 2025	\$20,480,700	61	Wednesday, August 14, 2024	\$7,918,900	20
Total	\$69,104,066	167	Total	\$99,827,753	201

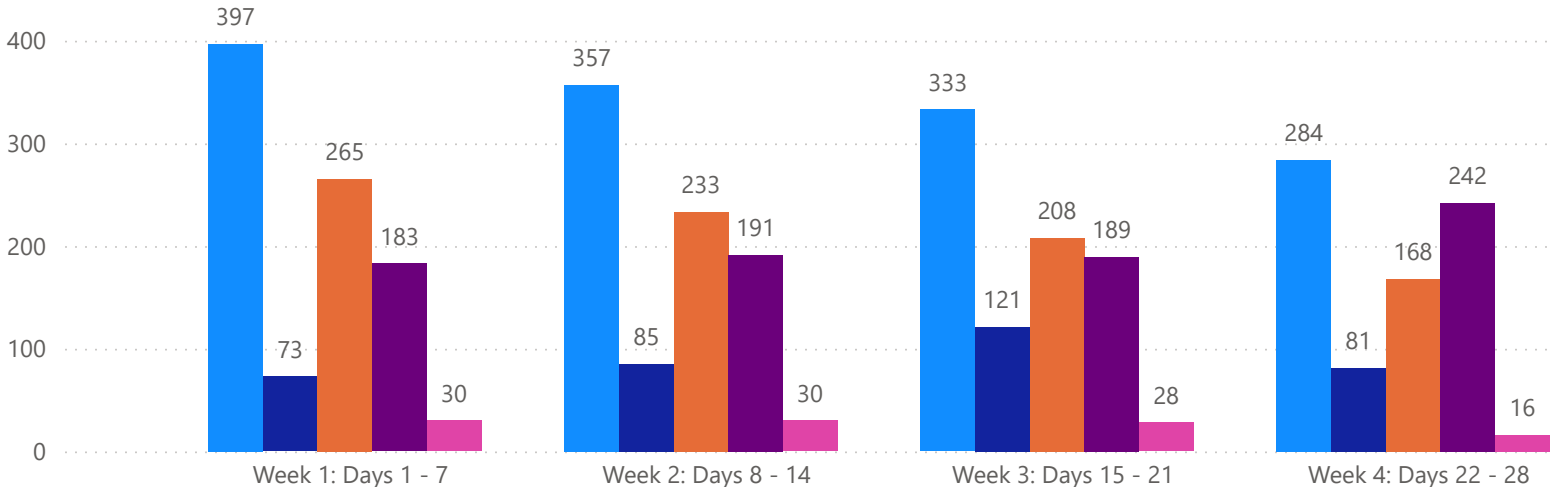
SUNCOAST TAMPA
— ASSOCIATION OF —
REALTORS®

4 WEEK REAL ESTATE MARKET REPORT

PINELLAS COUNTY - SINGLE FAMILY HOME

8/21/2025

MLS Status ● Active ● Canceled ● Pending ● Sold ● Temporarily Off-Market



All data is current as of today, though some MLS statuses may have changed from prior days.

TOTALS

MLS Status	4 Week Total
Active	1371
Canceled	360
Pending	874
Sold	805
Temporarily Off-Market	104

DAILY MARKET CHANGE

Category	Sum of Pinellas
Back on the Market	14
New Listings	63
Price Decrease	109
Price Increase	4

*Back on Market can be from these sources - Pending, Temp Off Market, Cancelled and Expired Listing)

7 DAY SOLD COMPARISON

Closed Prior Year	Volume	Count
Thursday, August 21, 2025	\$8,934,050	13
Wednesday, August 20, 2025	\$19,924,000	25
Tuesday, August 19, 2025	\$12,533,690	27
Monday, August 18, 2025	\$24,294,075	50
Sunday, August 17, 2025	\$321,500	1
Friday, August 15, 2025	\$32,218,788	67
Total	\$98,226,103	183

Closed Prior Year	Volume	Count
Tuesday, August 20, 2024	\$24,795,810	35
Monday, August 19, 2024	\$23,725,500	36
Friday, August 16, 2024	\$34,962,150	57
Thursday, August 15, 2024	\$36,397,900	55
Wednesday, August 14, 2024	\$15,469,301	26
Total	\$135,350,661	209

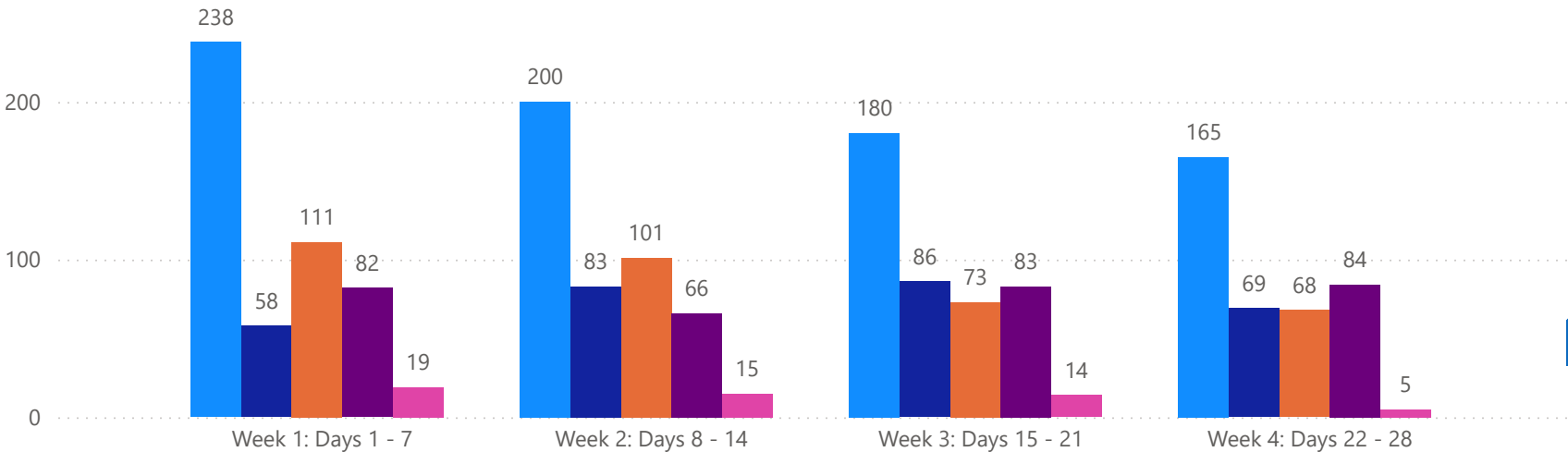
SUNCOAST TAMPA
— ASSOCIATION OF —
REALTORS®

4 WEEK REAL ESTATE MARKET REPORT

PINELLAS COUNTY - CONDO

8/21/2025

MLSStatus ● Active ● Canceled ● Pending ● Sold ● Temporarily Off-Market



All data is current as of today, though some MLS statuses may have changed from prior days.

TOTALS

MLS Status	4 Week Total
Active	783
Canceled	296
Pending	353
Sold	315
Temporarily Off-Market	53

DAILY MARKET CHANGE

Category	Sum of Pinellas
Back on the Market	10
New Listings	31
Price Decrease	39
Price Increase	1

*Back on Market can be from these sources - Pending, Temp Off Market, Cancelled and Expired Listing)

7 DAY SOLD COMPARISON

Closed Prior Year	Volume	Count	Closed Prior Year	Volume	Count
Thursday, August 21, 2025	\$2,991,600	7	Tuesday, August 20, 2024	\$6,887,900	14
Wednesday, August 20, 2025	\$2,402,500	8	Monday, August 19, 2024	\$13,334,900	23
Tuesday, August 19, 2025	\$4,233,000	9	Sunday, August 18, 2024	\$4,625,000	4
Monday, August 18, 2025	\$10,912,203	14	Saturday, August 17, 2024	\$799,899	1
Sunday, August 17, 2025	\$90,000	1	Friday, August 16, 2024	\$17,896,505	33
Saturday, August 16, 2025	\$838,999	3	Thursday, August 15, 2024	\$12,308,700	20
Friday, August 15, 2025	\$12,001,900	40	Wednesday, August 14, 2024	\$5,103,900	10
Total	\$33,470,202	82	Total	\$60,956,804	105

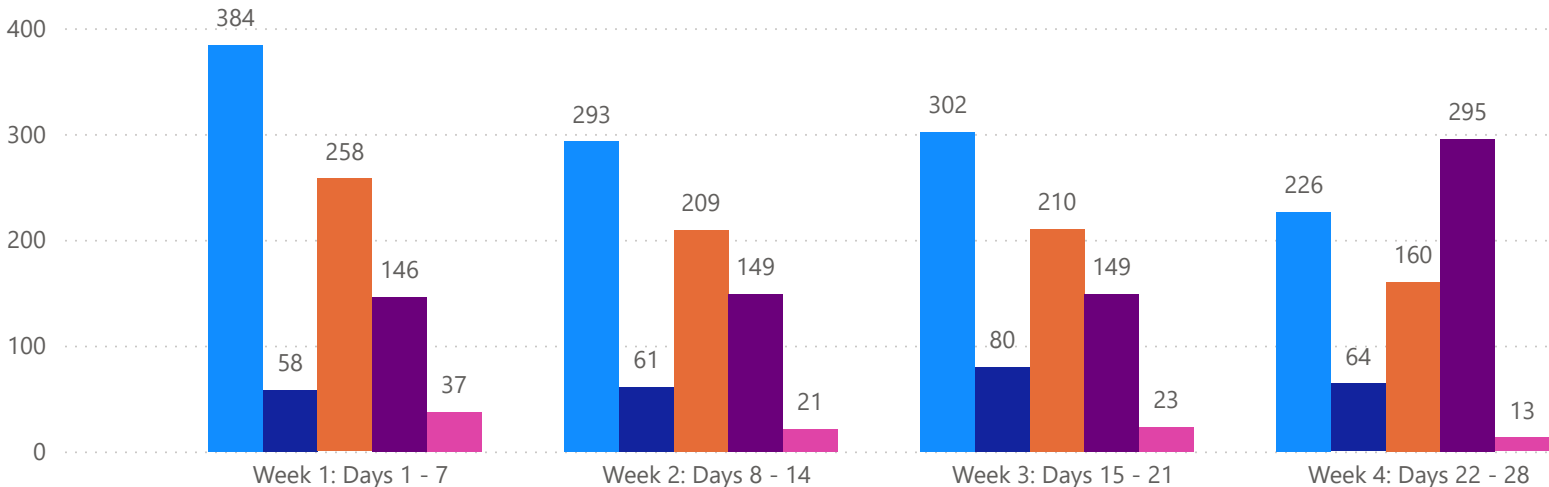
SUNCOAST TAMPA
— ASSOCIATION OF —
REALTORS®

4 WEEK REAL ESTATE MARKET REPORT

PASCO COUNTY - SINGLE FAMILY HOME

8/21/2025

MLSStatus ● Active ● Canceled ● Pending ● Sold ● Temporarily Off-Market



All data is current as of today, though some MLS statuses may have changed from prior days.

TOTALS

MLS Status	4 Week Total
Active	1205
Canceled	263
Pending	837
Sold	739
Temporarily Off-Market	94

DAILY MARKET CHANGE

Category	Sum of Pasco
Back on the Market	13
New Listings	61
Price Decrease	88
Price Increase	6

*Back on Market can be from these sources - Pending, Temp Off Market, Cancelled and Expired Listing)

7 DAY SOLD COMPARISON

Closed Prior Year	Volume	Count
Thursday, August 21, 2025	\$3,248,800	9
Wednesday, August 20, 2025	\$6,838,900	15
Tuesday, August 19, 2025	\$6,856,547	17
Monday, August 18, 2025	\$12,959,560	33
Sunday, August 17, 2025	\$409,990	1
Friday, August 15, 2025	\$29,789,844	71
Total	\$60,103,641	146

Closed Prior Year	Volume	Count
Tuesday, August 20, 2024	\$16,039,635	36
Monday, August 19, 2024	\$11,678,675	28
Sunday, August 18, 2024	\$210,000	1
Saturday, August 17, 2024	\$360,000	1
Friday, August 16, 2024	\$27,044,660	63
Thursday, August 15, 2024	\$20,121,805	45
Wednesday, August 14, 2024	\$13,822,903	35
Total	\$89,277,678	209

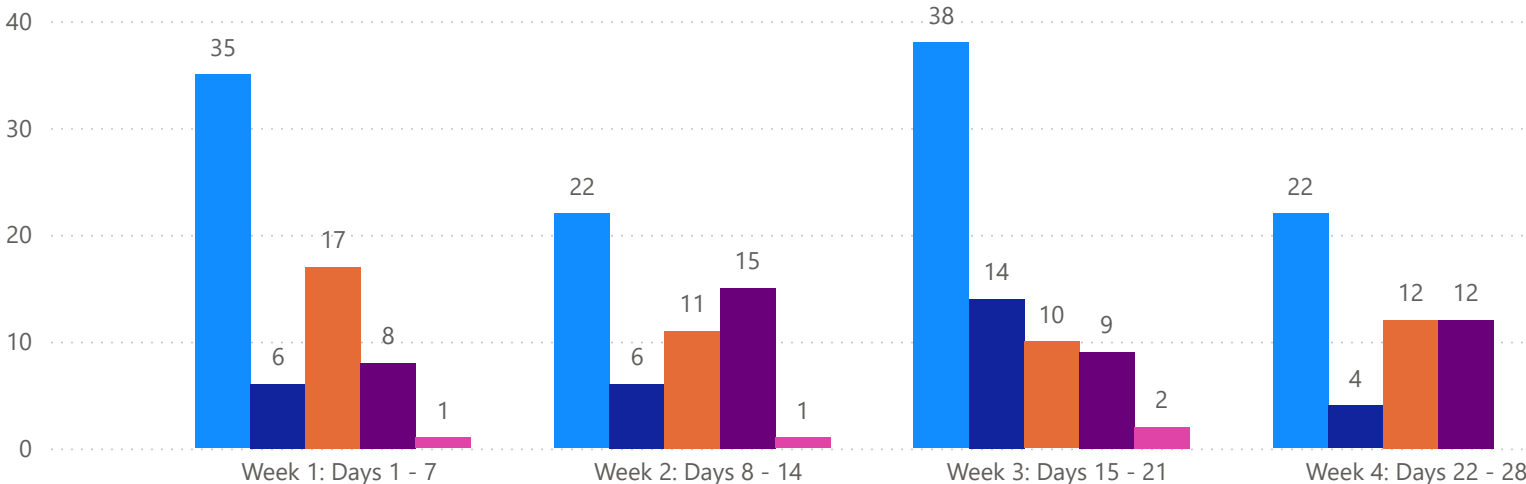
SUNCOAST TAMPA
— ASSOCIATION OF —
REALTORS®

4 WEEK REAL ESTATE MARKET REPORT

PASCO COUNTY - CONDO

8/21/2025

MLS Status ● Active ● Canceled ● Pending ● Sold ● Temporarily Off-Market



All data is current as of today, though some MLS statuses may have changed from prior days.

TOTALS

MLS Status	4 Week Total
Active	117
Canceled	30
Pending	50
Sold	44
Temporarily Off-Market	4

DAILY MARKET CHANGE

Category	Sum of Pasco
Back on the Market	2
New Listings	1
Price Decrease	11
Price Increase	0

*Back on Market can be from these sources - Pending, Temp Off Market, Cancelled and Expired Listing)

7 DAY SOLD COMPARISON

Closed Prior Year	Volume	Count
Wednesday, August 20, 2025	\$522,500	3
Monday, August 18, 2025	\$175,000	1
Saturday, August 16, 2025	\$75,000	1
Friday, August 15, 2025	\$421,400	3
Total	\$1,193,900	8

Closed Prior Year	Volume	Count
Monday, August 19, 2024	\$305,000	2
Friday, August 16, 2024	\$948,500	6
Thursday, August 15, 2024	\$420,000	1
Wednesday, August 14, 2024	\$281,500	2
Total	\$1,955,000	11

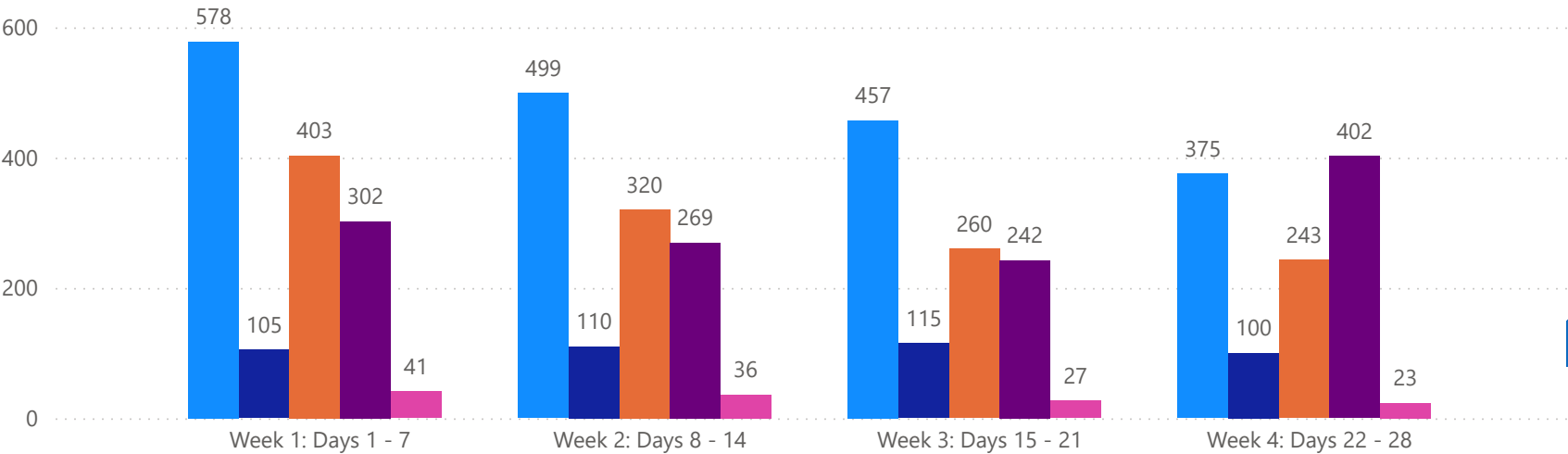
SUNCOAST TAMPA
— ASSOCIATION OF —
REALTORS®

4 WEEK REAL ESTATE MARKET REPORT

HILLSBOROUGH COUNTY - SINGLE FAMILY HOME

8/21/2025

MLSStatus
●Active
 ●Canceled
 ●Pending
 ●Sold
 ●Temporarily Off-Market



All data is current as of today, though some MLS statuses may have changed from prior days.

TOTALS

MLS Status	4 Week Total
Active	1909
Canceled	430
Pending	1226
Sold	1215
Temporarily Off-Market	127

DAILY MARKET CHANGE

Category	Sum of Hillsborough
Back on the Market	15
New Listings	80
Price Decrease	145
Price Increase	5

*Back on Market can be from these sources - Pending, Temp Off Market, Cancelled and Expired Listing)

7 DAY SOLD COMPARISON

Closed Prior Year	Volume	Count	Closed Prior Year	Volume	Count
Thursday, August 21, 2025	\$10,830,692	23	Tuesday, August 20, 2024	\$26,082,184	45
Wednesday, August 20, 2025	\$25,172,786	48	Monday, August 19, 2024	\$36,202,705	61
Tuesday, August 19, 2025	\$23,919,955	47	Sunday, August 18, 2024	\$715,490	2
Monday, August 18, 2025	\$23,512,720	45	Saturday, August 17, 2024	\$2,872,209	7
Saturday, August 16, 2025	\$3,341,985	4	Friday, August 16, 2024	\$50,360,656	88
Friday, August 15, 2025	\$82,463,795	135	Thursday, August 15, 2024	\$32,253,556	62
Total	\$169,241,933	302	Wednesday, August 14, 2024	\$26,570,249	56
			Total	\$175,057,049	321

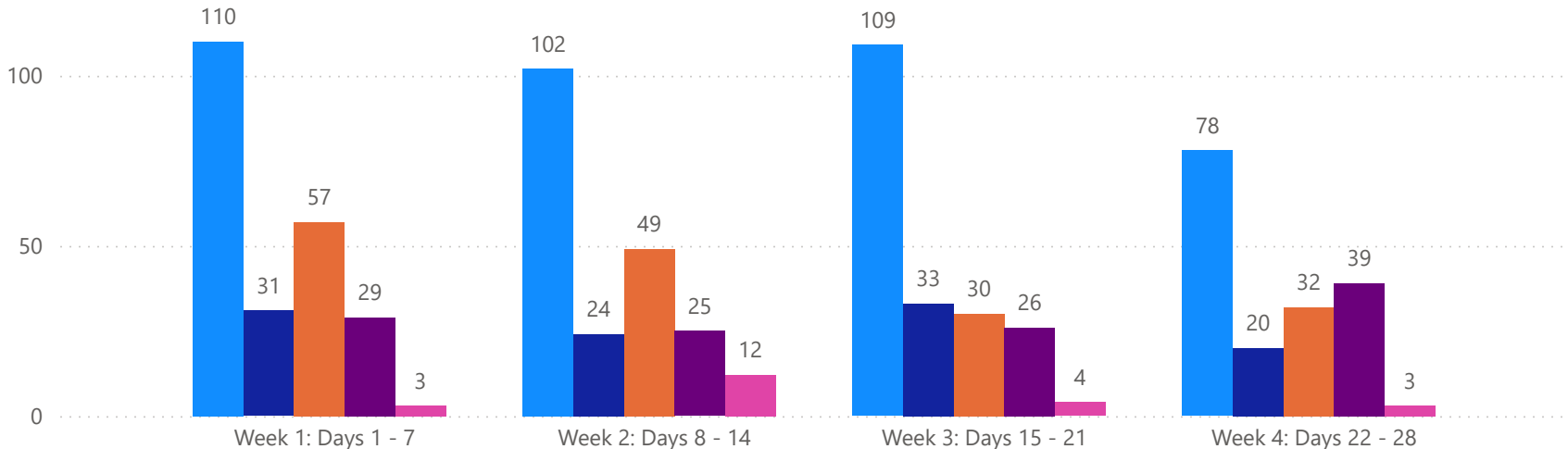


4 WEEK REAL ESTATE MARKET REPORT

HILLSBOROUGH COUNTY - CONDO

8/21/2025

MLSStatus ● Active ● Canceled ● Pending ● Sold ● Temporarily Off-Market



All data is current as of today, though some MLS statuses may have changed from prior days.

TOTALS

MLS Status	4 Week Total
Active	399
Canceled	108
Pending	168
Sold	119
Temporarily Off-Market	22

DAILY MARKET CHANGE

Category	Sum of Hillsborough	*Back on Market can be from these sources - Pending, Temp Off Market, Cancelled and Expired Listing)
Back on the Market	0	
New Listings	14	
Price Decrease	18	
Price Increase	1	

7 DAY SOLD COMPARISON

Closed Prior Year	Volume	Count	Closed Prior Year	Volume	Count
Thursday, August 21, 2025	\$1,029,900	3	Tuesday, August 20, 2024	\$2,362,000	4
Wednesday, August 20, 2025	\$564,000	4	Monday, August 19, 2024	\$5,795,849	7
Tuesday, August 19, 2025	\$1,164,900	6	Sunday, August 18, 2024	\$202,500	1
Monday, August 18, 2025	\$1,598,000	7	Saturday, August 17, 2024	\$223,000	1
Friday, August 15, 2025	\$2,932,500	9	Friday, August 16, 2024	\$3,213,400	10
Total	\$7,289,300	29	Thursday, August 15, 2024	\$8,313,100	13
			Wednesday, August 14, 2024	\$781,500	4
			Total	\$20,891,349	40

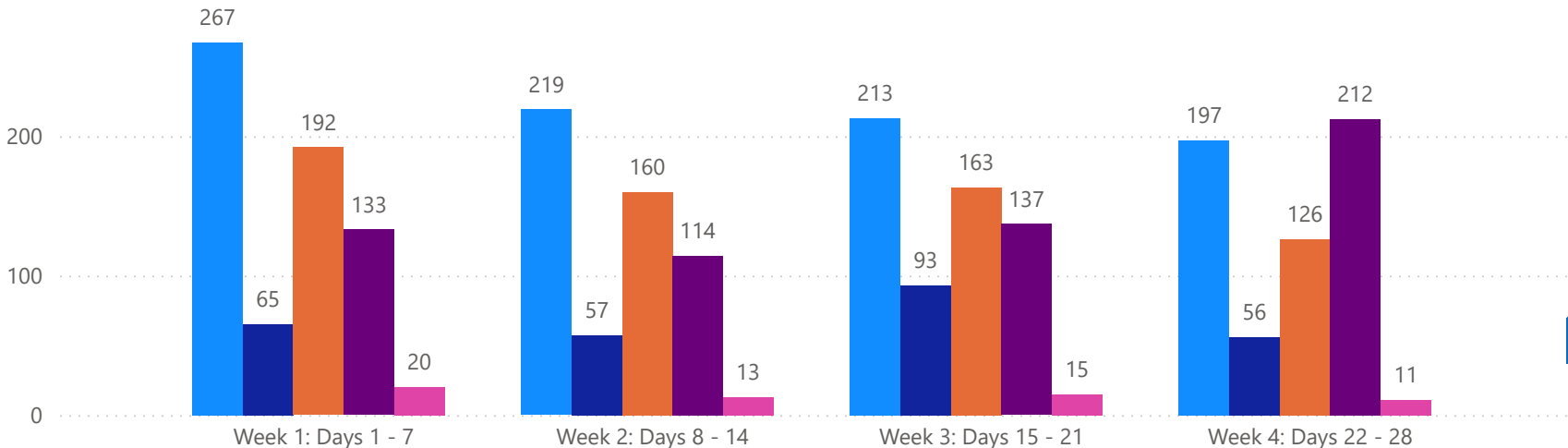
SUNCOAST TAMPA
— ASSOCIATION OF —
REALTORS®

4 WEEK REAL ESTATE MARKET REPORT

SARASOTA COUNTY - SINGLE FAMILY HOME

8/21/2025

MLS Status ● Active ● Canceled ● Pending ● Sold ● Temporarily Off-Market



All data is current as of today, though some MLS statuses may have changed from prior days.

TOTALS

MLS Status	4 Week Total
Active	896
Canceled	271
Pending	641
Sold	596
Temporarily Off-Market	59

DAILY MARKET CHANGE

Category	Sum of Sarasota
Back on the Market	13
New Listings	47
Price Decrease	66
Price Increase	3

*Back on Market can be from these sources - Pending, Temp Off Market, Cancelled and Expired Listing)

7 DAY SOLD COMPARISON

Closed Prior Year	Volume	Count
Thursday, August 21, 2025	\$10,545,000	14
Wednesday, August 20, 2025	\$19,020,760	27
Tuesday, August 19, 2025	\$7,111,240	15
Monday, August 18, 2025	\$11,624,403	21
Friday, August 15, 2025	\$47,280,565	56
Total	\$95,581,968	133

Closed Prior Year	Volume	Count
Tuesday, August 20, 2024	\$30,997,000	25
Monday, August 19, 2024	\$12,867,337	23
Saturday, August 17, 2024	\$530,000	1
Friday, August 16, 2024	\$23,725,410	44
Thursday, August 15, 2024	\$24,339,214	38
Wednesday, August 14, 2024	\$11,956,150	21
Total	\$104,415,111	152

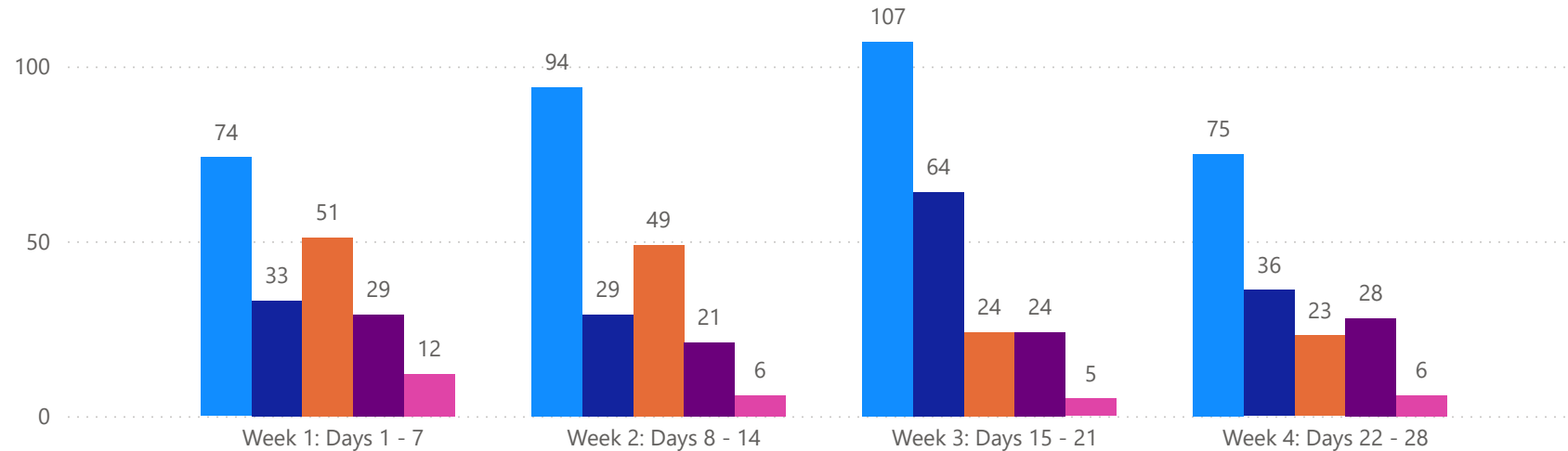
SUNCOAST TAMPA
— ASSOCIATION OF —
REALTORS®

4 WEEK REAL ESTATE MARKET REPORT

SARASOTA COUNTY - CONDO

8/21/2025

MLS Status ● Active ● Canceled ● Pending ● Sold ● Temporarily Off-Market



All data is current as of today, though some MLS statuses may have changed from prior days.

TOTALS

MLS Status	4 Week Total
Active	350
Canceled	162
Pending	147
Sold	102
Temporarily Off-Market	29

DAILY MARKET CHANGE

Category	Sum of Sarasota
Back on the Market	0
New Listings	9
Price Decrease	13
Price Increase	1

*Back on Market can be from these sources - Pending, Temp Off Market, Cancelled and Expired Listing)

7 DAY SOLD COMPARISON

Closed Prior Year	Volume	Count	Closed Prior Year	Volume	Count
Thursday, August 21, 2025	\$4,790,000	5	Tuesday, August 20, 2024	\$1,618,500	4
Wednesday, August 20, 2025	\$1,965,000	5	Monday, August 19, 2024	\$667,500	3
Tuesday, August 19, 2025	\$4,897,000	8	Friday, August 16, 2024	\$2,446,000	6
Monday, August 18, 2025	\$6,612,500	8	Thursday, August 15, 2024	\$2,313,200	5
Friday, August 15, 2025	\$1,557,500	3	Wednesday, August 14, 2024	\$390,000	1
Total	\$19,822,000	29	Total	\$7,435,200	19

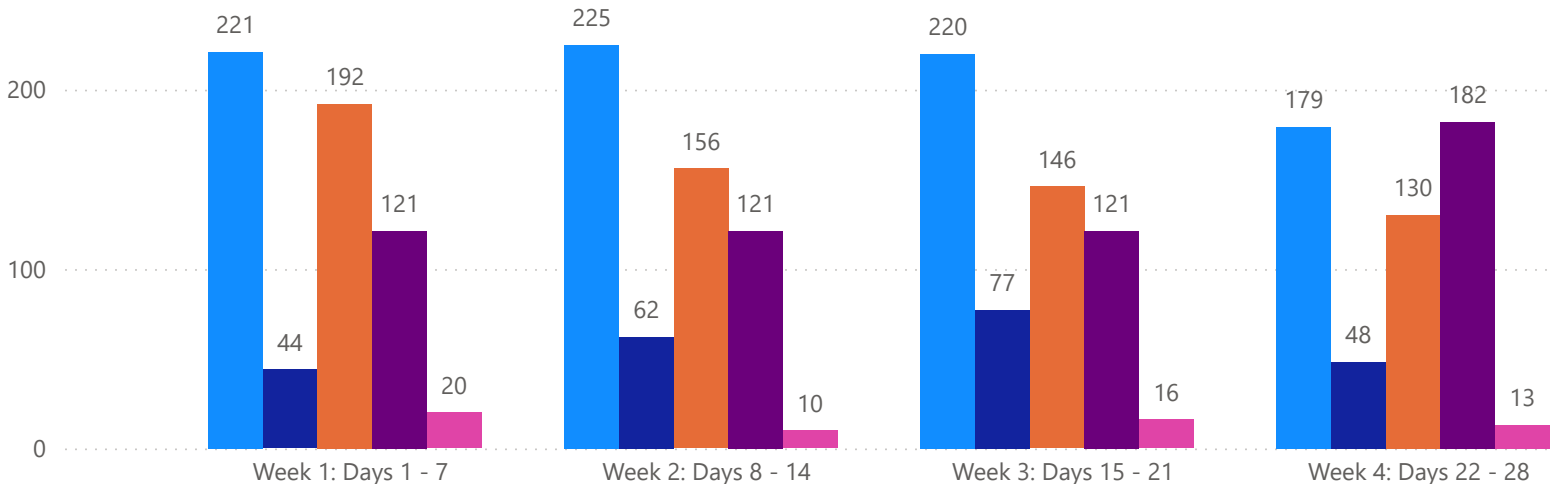
SUNCOAST TAMPA
— ASSOCIATION OF —
REALTORS®

4 WEEK REAL ESTATE MARKET REPORT

MANATEE COUNTY - SINGLE FAMILY HOME

8/21/2025

MLS Status ● Active ● Canceled ● Pending ● Sold ● Temporarily Off-Market



All data is current as of today, though some MLS statuses may have changed from prior days.

TOTALS

MLS Status	4 Week Total
Active	845
Canceled	231
Pending	624
Sold	545
Temporarily Off-Market	59

DAILY MARKET CHANGE

Category	Sum of Manatee
Back on the Market	10
New Listings	23
Price Decrease	116
Price Increase	12

*Back on Market can be from these sources - Pending, Temp Off Market, Cancelled and Expired Listing)

7 DAY SOLD COMPARISON

Closed Prior Year	Volume	Count
Thursday, August 21, 2025	\$6,711,480	11
Wednesday, August 20, 2025	\$18,233,158	18
Tuesday, August 19, 2025	\$8,390,207	12
Monday, August 18, 2025	\$10,272,812	21
Saturday, August 16, 2025	\$912,000	2
Friday, August 15, 2025	\$40,099,737	57
Total	\$84,619,394	121

Closed Prior Year	Volume	Count
Tuesday, August 20, 2024	\$15,599,747	24
Monday, August 19, 2024	\$18,685,832	30
Saturday, August 17, 2024	\$414,870	1
Friday, August 16, 2024	\$21,781,187	34
Thursday, August 15, 2024	\$18,366,855	29
Wednesday, August 14, 2024	\$12,811,130	24
Total	\$87,659,621	142

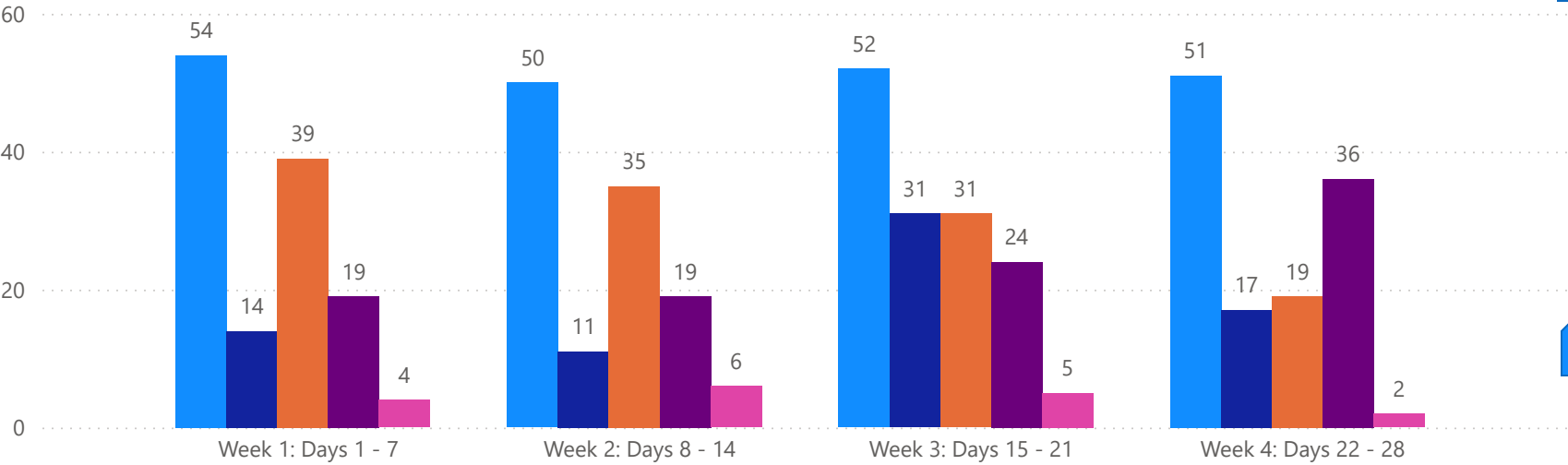
SUNCOAST TAMPA
— ASSOCIATION OF —
REALTORS®

4 WEEK REAL ESTATE MARKET REPORT

MANATEE COUNTY - CONDO

8/21/2025

MLSStatus ● Active ● Canceled ● Pending ● Sold ● Temporarily Off-Market



TOTALS

MLS Status	4 Week Total
Active	207
Canceled	73
Pending	124
Sold	98
Temporarily Off-Market	17

DAILY MARKET CHANGE

Category	Sum of Manatee
Back on the Market	0
New Listings	7
Price Decrease	10
Price Increase	1

*Back on Market can be from these sources - Pending, Temp Off Market, Cancelled and Expired Listing)

7 DAY SOLD COMPARISON

Closed Prior Year	Volume	Count
Wednesday, August 20, 2025	\$1,161,500	3
Tuesday, August 19, 2025	\$865,764	5
Monday, August 18, 2025	\$1,734,000	5
Friday, August 15, 2025	\$3,567,400	6
Total	\$7,328,664	19

Closed Prior Year	Volume	Count
Tuesday, August 20, 2024	\$1,001,000	4
Monday, August 19, 2024	\$1,361,000	4
Friday, August 16, 2024	\$1,084,400	5
Thursday, August 15, 2024	\$3,781,000	10
Wednesday, August 14, 2024	\$1,362,000	3
Total	\$8,589,400	26

SUNCOAST TAMPA
— ASSOCIATION OF —
REALTORS®