

**SUNCOAST TAMPA**  
ASSOCIATION OF  
**REALTORS®**

**4 WEEK REAL ESTATE MARKET REPORT**

**Monday, September 8, 2025**

*As of: Tuesday, September 9, 2025*

- 1 Report Breakdown**
- 2 Cumulative Tampa Bay Report - Single Family Home**
- 3 Cumulative Tampa Bay Report - Condominium**
- 4 Pinellas County - Single Family Home**
- 5 Pinellas County - Condominium**
- 6 Pasco County - Single Family Home**
- 7 Pasco County - Condominium**
- 8 Hillsborough County - Single Family Home**
- 9 Hillsborough County - Condominium**
- 10 Sarasota County - Single Family Home**
- 11 Sarasota County - Condominium**
- 12 Manatee County - Single Family Home**
- 13 Manatee County - Condominium**

# 4 WEEK REAL ESTATE MARKET REPORT

## REPORT BREAKDOWN

Monday, September 8, 2025

**SUNCOAST TAMPA**  
— ASSOCIATION OF —  
**REALTORS®**

as of: 9/9/2025

<b>Day 1</b>	Monday, September 8, 2025
<b>Day 2</b>	Sunday, September 7, 2025
<b>Day 3</b>	Saturday, September 6, 2025
<b>Day 4</b>	Friday, September 5, 2025
<b>Day 5</b>	Thursday, September 4, 2025
<b>Day 6</b>	Tuesday, September 9, 2025
<b>Day 7</b>	Monday, September 8, 2025
<b>Day 8</b>	Sunday, September 7, 2025
<b>Day 9</b>	Saturday, September 6, 2025
<b>Day 10</b>	Friday, September 5, 2025
<b>Day 11</b>	Thursday, September 4, 2025
<b>Day 12</b>	Wednesday, September 3, 2025
<b>Day 13</b>	Tuesday, September 2, 2025
<b>Day 14</b>	Monday, September 1, 2025
<b>Day 15</b>	Sunday, August 31, 2025
<b>Day 16</b>	Saturday, August 30, 2025
<b>Day 17</b>	Friday, August 29, 2025
<b>Day 18</b>	Thursday, August 28, 2025
<b>Day 19</b>	Wednesday, August 27, 2025
<b>Day 20</b>	Tuesday, August 26, 2025
<b>Day 21</b>	Monday, August 25, 2025
<b>Day 22</b>	Sunday, August 24, 2025
<b>Day 23</b>	Saturday, August 23, 2025
<b>Day 24</b>	Friday, August 22, 2025
<b>Day 25</b>	Thursday, August 21, 2025
<b>Day 26</b>	Wednesday, August 20, 2025
<b>Day 27</b>	Tuesday, August 19, 2025
<b>Day 28</b>	Monday, August 18, 2025

## REPORT BREAKDOWN

### GRAPH:

Active - Newly listed during the date range

Pending - Status changed to 'pending' during the date range

Sold - Closed during the date range

Canceled - Canceled during the date range

Temp off Market - Status changed to 'temp' off market' during the date range

The date ranges are not cumulative.

Day 1: Monday, September 8, 2025

Day 28: Monday, August 18, 2025

### TOTALS:

4 Weeks: The summation of each date range (Day 1 - Day 28)

### Market Changes

Day 1's New Listings, Price Increase, Price Decreases and Back on Market

Manatee County - Single Family Home

### 7 Day Sold Comparison

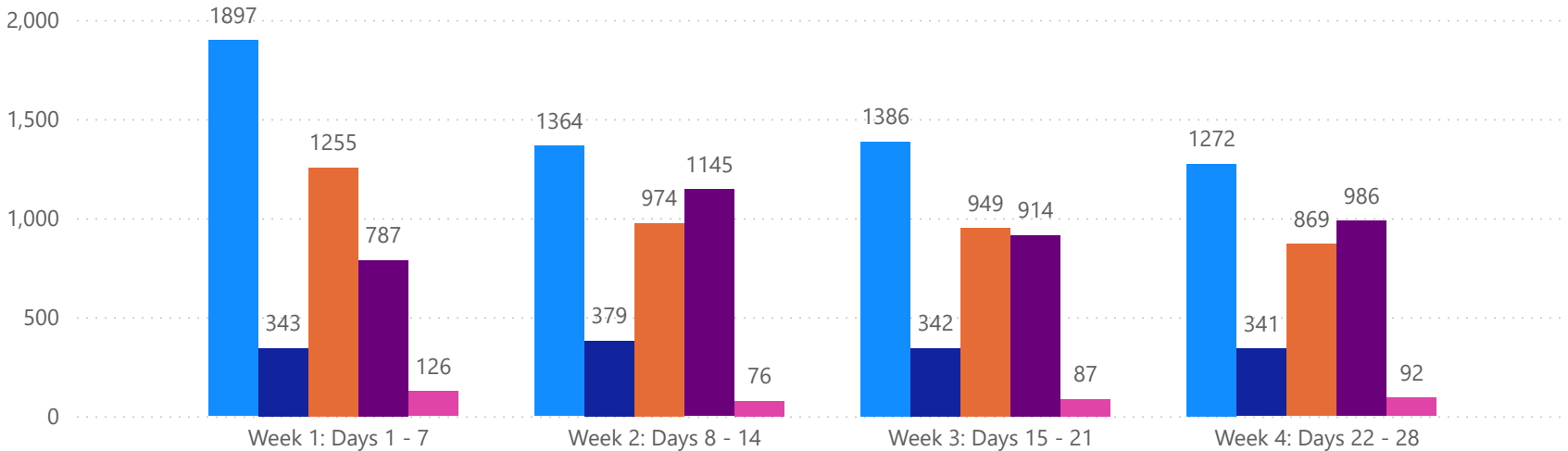
Compares the sold amount and volume in the last 7 days against the same timeframe in the prior year and days 8 - days 14.

# 4 WEEK REAL ESTATE MARKET REPORT

## TAMPA BAY - SINGLE FAMILY HOME

9/8/2025

MLS Status ● Active ● Canceled ● Pending ● Sold ● Temporarily Off-Market



All data is current as of today, though some MLS statuses may have changed from prior days.

### TOTALS

MLS Status	4 Week Total
Active	5919
Canceled	1405
Pending	4047
Sold	3832
Temporarily Off-Market	381

### DAILY MARKET CHANGE

Category	Sum of Total
Back on the Market	56
New Listings	176
Price Decrease	377
Price Increase	10

\*Back on Market can be from these sources - Pending, Temp Off Market, Cancelled and Expired Listing)

### 7 DAY SOLD COMPARISON

Closed Prior Year	Volume	Count	Closed Prior Year	Volume	Count
Monday, September 08, 2025	\$54,512,970	94	Saturday, September 07, 2024	\$3,667,020	8
Saturday, September 06, 2025	\$3,459,000	6	Friday, September 06, 2024	\$125,418,431	245
Friday, September 05, 2025	\$141,289,983	242	Thursday, September 05, 2024	\$79,622,607	146
Thursday, September 04, 2025	\$71,878,735	129	Wednesday, September 04, 2024	\$56,397,385	112
Wednesday, September 03, 2025	\$80,166,239	143	Tuesday, September 03, 2024	\$93,681,892	159
Tuesday, September 02, 2025	\$98,555,737	173	Monday, September 02, 2024	\$8,271,635	19
<b>Total</b>	<b>\$449,862,664</b>	<b>787</b>	Sunday, September 01, 2024	\$3,013,438	5
			<b>Total</b>	<b>\$370,072,408</b>	<b>694</b>

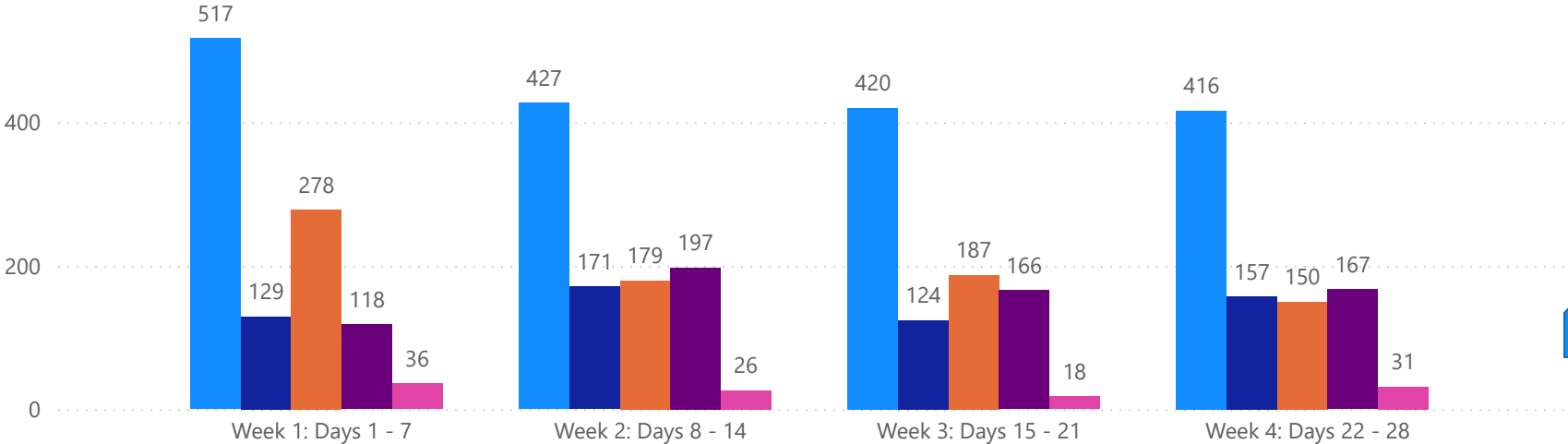
SUNCOAST TAMPA  
— ASSOCIATION OF —  
REALTORS®

# 4 WEEK REAL ESTATE MARKET REPORT

## TAMPA BAY - CONDO

### 9/8/2025

**MLSStatus** ● Active ● Canceled ● Pending ● Sold ● Temporarily Off-Market



### TOTALS

MLS Status	4 Week Total
Active	1780
Canceled	581
Pending	794
Sold	648
Temporarily Off-Market	111

### DAILY MARKET CHANGE

Category	Sum of Total	
Back on the Market	15	*Back on Market can be from these sources - Pending, Temp Off Market, Cancelled and Expired Listing)
New Listings	40	
Price Decrease	81	
Price Increase	4	

All data is current as of today, though some MLS statuses may have changed from prior days.

### 7 DAY SOLD COMPARISON

Closed Prior Year	Volume	Count	Closed Prior Year	Volume	Count
Monday, September 08, 2025	\$2,764,750	14	Friday, September 06, 2024	\$14,648,000	31
Friday, September 05, 2025	\$9,870,500	34	Thursday, September 05, 2024	\$13,473,500	25
Thursday, September 04, 2025	\$3,734,500	14	Wednesday, September 04, 2024	\$8,949,400	21
Wednesday, September 03, 2025	\$11,361,600	23	Tuesday, September 03, 2024	\$8,396,400	26
Tuesday, September 02, 2025	\$13,478,700	33	Monday, September 02, 2024	\$1,908,000	3
<b>Total</b>	<b>\$41,210,050</b>	<b>118</b>	Sunday, September 01, 2024	\$1,632,600	3
			<b>Total</b>	<b>\$49,007,900</b>	<b>109</b>

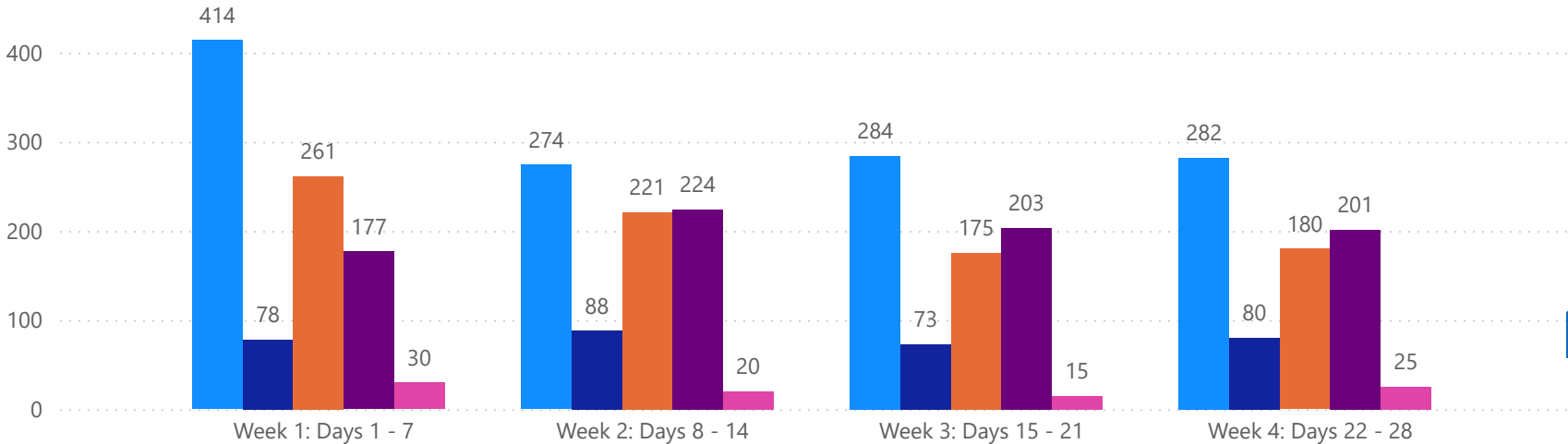
**SUNCOAST TAMPA**  
— ASSOCIATION OF —  
**REALTORS®**

# 4 WEEK REAL ESTATE MARKET REPORT

## PINELLAS COUNTY - SINGLE FAMILY HOME

9/8/2025

MLS Status ● Active ● Canceled ● Pending ● Sold ● Temporarily Off-Market



All data is current as of today, though some MLS statuses may have changed from prior days.

### TOTALS

MLS Status	4 Week Total
Active	1254
Canceled	319
Pending	837
Sold	805
Temporarily Off-Market	90

### DAILY MARKET CHANGE

Category	Sum of Pinellas
Back on the Market	15
New Listings	22
Price Decrease	83
Price Increase	1

\*Back on Market can be from these sources - Pending, Temp Off Market, Cancelled and Expired Listing)

### 7 DAY SOLD COMPARISON

Closed Prior Year	Volume	Count	Closed Prior Year	Volume	Count
Monday, September 08, 2025	\$10,783,000	24	Saturday, September 07, 2024	\$1,936,300	3
Saturday, September 06, 2025	\$1,605,000	3	Friday, September 06, 2024	\$30,300,170	53
Friday, September 05, 2025	\$39,454,100	58	Thursday, September 05, 2024	\$11,520,445	26
Thursday, September 04, 2025	\$17,627,840	29	Wednesday, September 04, 2024	\$15,677,000	28
Wednesday, September 03, 2025	\$15,797,390	25	Tuesday, September 03, 2024	\$17,374,750	25
Tuesday, September 02, 2025	\$25,487,925	38	Monday, September 02, 2024	\$845,000	2
<b>Total</b>	<b>\$110,755,255</b>	<b>177</b>	Sunday, September 01, 2024	\$715,000	1
			<b>Total</b>	<b>\$78,368,665</b>	<b>138</b>

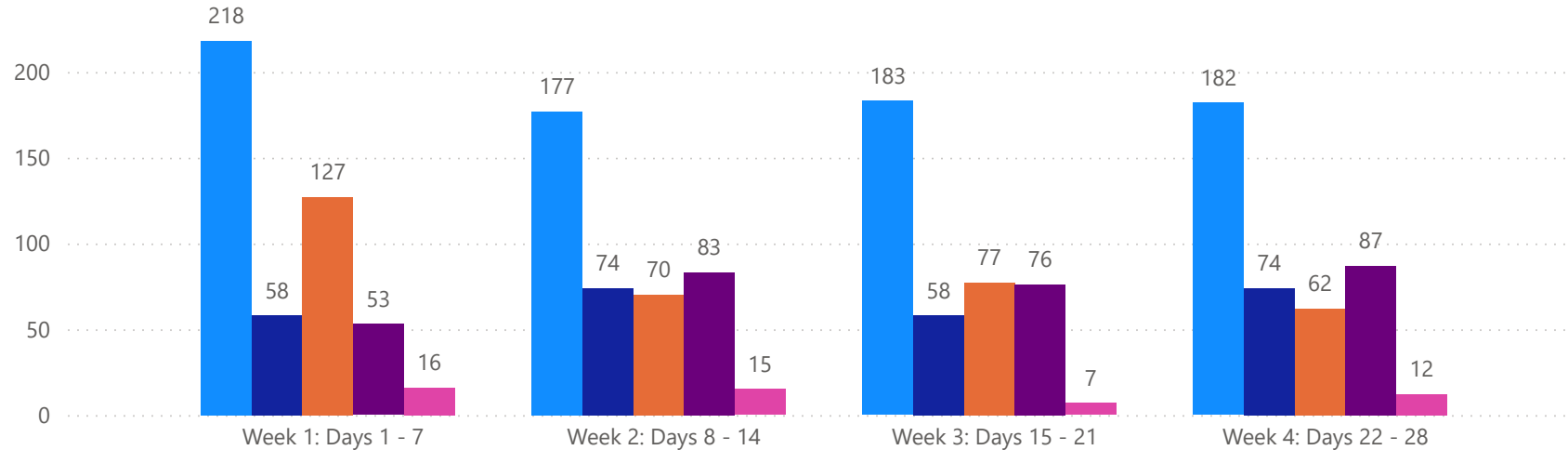
SUNCOAST TAMPA  
— ASSOCIATION OF —  
REALTORS®

# 4 WEEK REAL ESTATE MARKET REPORT

## PINELLAS COUNTY - CONDO

9/8/2025

**MLSStatus** ● Active ● Canceled ● Pending ● Sold ● Temporarily Off-Market



*All data is current as of today, though some MLS statuses may have changed from prior days.*

### TOTALS

MLS Status	4 Week Total
Active	760
Canceled	264
Pending	336
Sold	299
Temporarily Off-Market	50

### DAILY MARKET CHANGE

Category	Sum of Pinellas
Back on the Market	4
New Listings	14
Price Decrease	31
Price Increase	1

\*Back on Market can be from these sources - Pending, Temp Off Market, Cancelled and Expired Listing)

### 7 DAY SOLD COMPARISON

Closed Prior Year	Volume	Count	Closed Prior Year	Volume	Count
Monday, September 08, 2025	\$1,263,000	7	Friday, September 06, 2024	\$3,168,000	8
Friday, September 05, 2025	\$4,035,500	15	Thursday, September 05, 2024	\$5,838,000	12
Thursday, September 04, 2025	\$646,000	3	Wednesday, September 04, 2024	\$1,604,000	6
Wednesday, September 03, 2025	\$6,628,600	14	Tuesday, September 03, 2024	\$3,607,000	12
Tuesday, September 02, 2025	\$2,556,700	14	Monday, September 02, 2024	\$1,599,000	2
<b>Total</b>	<b>\$15,129,800</b>	<b>53</b>	Sunday, September 01, 2024	\$1,453,600	2
			<b>Total</b>	<b>\$17,269,600</b>	<b>42</b>

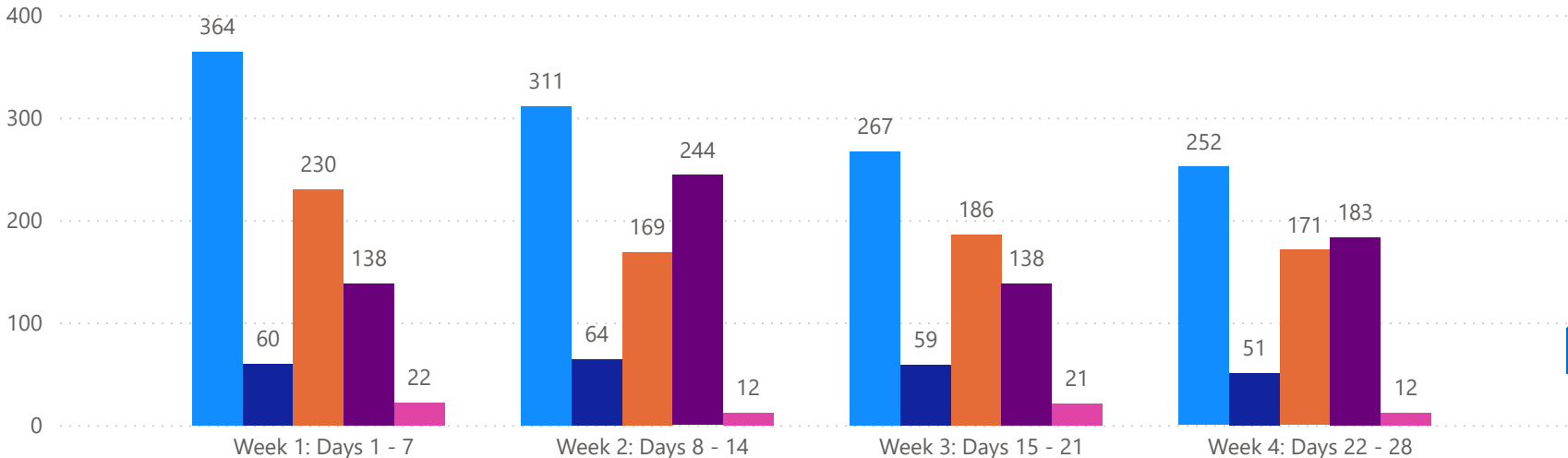
**SUNCOAST TAMPA**  
— ASSOCIATION OF —  
**REALTORS®**

# 4 WEEK REAL ESTATE MARKET REPORT

## PASCO COUNTY - SINGLE FAMILY HOME

### 9/8/2025

**MLSStatus** ● Active ● Canceled ● Pending ● Sold ● Temporarily Off-Market



*All data is current as of today, though some MLS statuses may have changed from prior days.*

#### TOTALS

MLS Status	4 Week Total
Active	1194
Canceled	234
Pending	756
Sold	703
Temporarily Off-Market	67

#### DAILY MARKET CHANGE

Category	Sum of Pasco
Back on the Market	7
New Listings	39
Price Decrease	86
Price Increase	6

\*Back on Market can be from these sources - Pending, Temp Off Market, Cancelled and Expired Listing)

#### 7 DAY SOLD COMPARISON

Closed Prior Year	Volume	Count	Closed Prior Year	Volume	Count
Monday, September 08, 2025	\$7,592,490	18	Saturday, September 07, 2024	\$1,359,490	4
Saturday, September 06, 2025	\$199,000	1	Friday, September 06, 2024	\$20,099,162	55
Friday, September 05, 2025	\$17,746,940	45	Thursday, September 05, 2024	\$12,368,267	31
Thursday, September 04, 2025	\$9,472,500	20	Wednesday, September 04, 2024	\$10,829,605	27
Wednesday, September 03, 2025	\$13,619,247	31	Tuesday, September 03, 2024	\$12,696,800	32
Tuesday, September 02, 2025	\$9,590,254	23	Monday, September 02, 2024	\$1,986,595	4
<b>Total</b>	<b>\$58,220,431</b>	<b>138</b>	<b>Total</b>	<b>\$59,339,919</b>	<b>153</b>

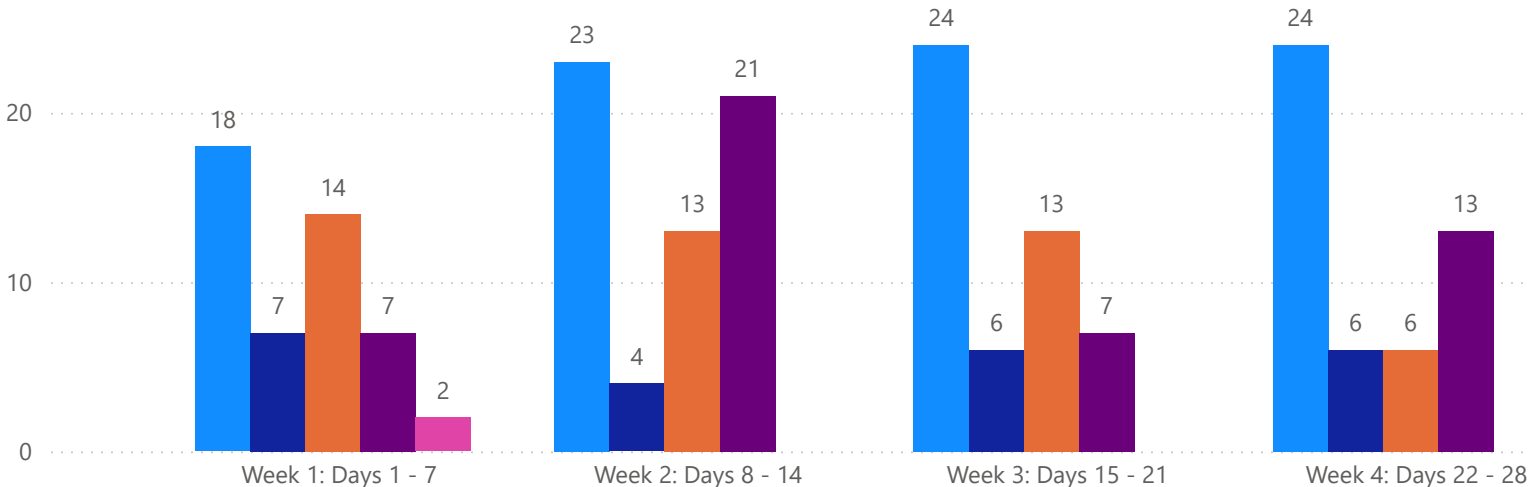
**SUNCOAST TAMPA**  
— ASSOCIATION OF —  
**REALTORS®**

# 4 WEEK REAL ESTATE MARKET REPORT

## PASCO COUNTY - CONDO

9/8/2025

**MLSStatus** ● Active ● Canceled ● Pending ● Sold ● Temporarily Off-Market



All data is current as of today, though some MLS statuses may have changed from prior days.

### TOTALS

MLS Status	4 Week Total
Active	89
Canceled	23
Pending	46
Sold	48
Temporarily Off-Market	2

### DAILY MARKET CHANGE

Category	Sum of Pasco
Back on the Market	0
New Listings	6
Price Decrease	5
Price Increase	0

\*Back on Market can be from these sources - Pending, Temp Off Market, Cancelled and Expired Listing)

### 7 DAY SOLD COMPARISON

Closed Prior Year	Volume	Count
Monday, September 08, 2025	\$220,000	2
Friday, September 05, 2025	\$145,000	1
Thursday, September 04, 2025	\$445,000	3
Tuesday, September 02, 2025	\$135,000	1
<b>Total</b>	<b>\$945,000</b>	<b>7</b>

Closed Prior Year	Volume	Count
Friday, September 06, 2024	\$498,000	3
Thursday, September 05, 2024	\$164,000	1
Wednesday, September 04, 2024	\$389,000	2
Tuesday, September 03, 2024	\$80,000	1
<b>Total</b>	<b>\$1,131,000</b>	<b>7</b>

**SUNCOAST TAMPA**  
— ASSOCIATION OF —  
**REALTORS®**

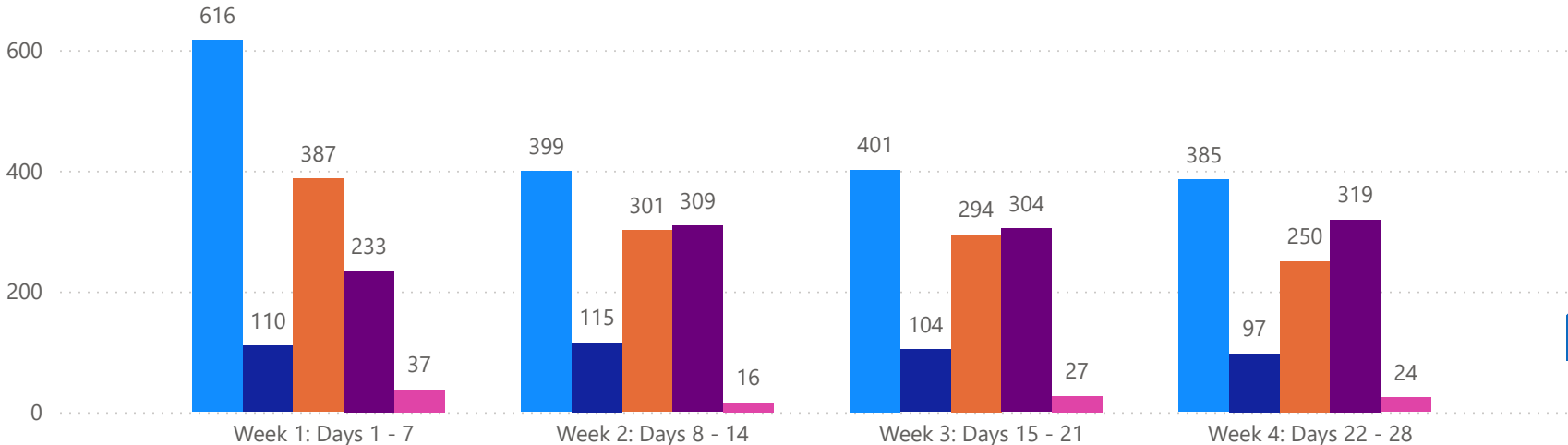


# 4 WEEK REAL ESTATE MARKET REPORT

## HILLSBOROUGH COUNTY - SINGLE FAMILY HOME

9/8/2025

**MLS Status** ● Active ● Canceled ● Pending ● Sold ● Temporarily Off-Market



All data is current as of today, though some MLS statuses may have changed from prior days.

### TOTALS

MLS Status	4 Week Total
Active	1801
Canceled	426
Pending	1232
Sold	1165
Temporarily Off-Market	104

### DAILY MARKET CHANGE

Category	Sum of Hillsborough	*Back on Market can be from these sources - Pending, Temp Off Market, Cancelled and Expired Listing)
Back on the Market	23	
New Listings	42	
Price Decrease	109	
Price Increase	0	

### 7 DAY SOLD COMPARISON

Closed Prior Year	Volume	Count	Closed Prior Year	Volume	Count
Monday, September 08, 2025	\$13,643,890	26	Friday, September 06, 2024	\$40,487,262	78
Saturday, September 06, 2025	\$1,300,000	1	Thursday, September 05, 2024	\$27,198,365	41
Friday, September 05, 2025	\$42,166,920	71	Wednesday, September 04, 2024	\$17,849,099	34
Thursday, September 04, 2025	\$20,080,489	43	Tuesday, September 03, 2024	\$26,230,388	50
Wednesday, September 03, 2025	\$23,286,787	41	Monday, September 02, 2024	\$2,006,905	5
Tuesday, September 02, 2025	\$25,044,988	51	Sunday, September 01, 2024	\$339,000	1
<b>Total</b>	<b>\$125,523,074</b>	<b>233</b>	<b>Total</b>	<b>\$114,111,019</b>	<b>209</b>

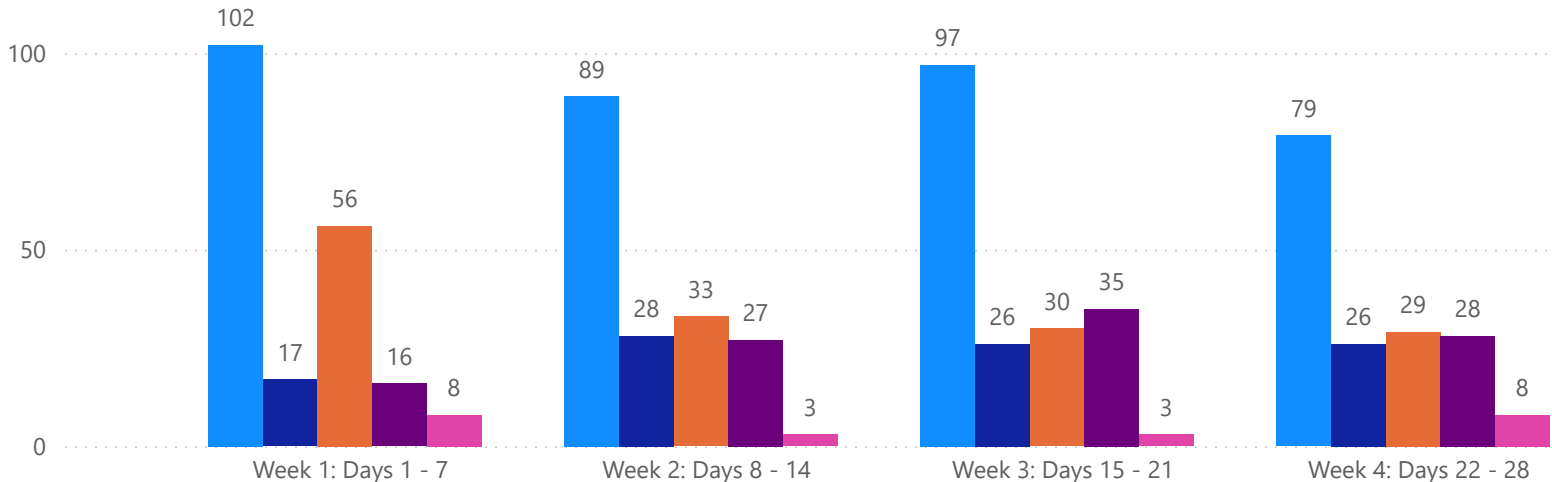
**SUNCOAST TAMPA**  
— ASSOCIATION OF —  
**REALTORS®**

# 4 WEEK REAL ESTATE MARKET REPORT

## HILLSBOROUGH COUNTY - CONDO

9/8/2025

**MLSStatus** ● Active ● Canceled ● Pending ● Sold ● Temporarily Off-Market



All data is current as of today, though some MLS statuses may have changed from prior days.

### TOTALS

MLS Status	4 Week Total
Active	367
Canceled	97
Pending	148
Sold	106
Temporarily Off-Market	22

### DAILY MARKET CHANGE

Category	Sum of Hillsborough	*Back on Market can be from these sources - Pending, Temp Off Market, Cancelled and Expired Listing)
Back on the Market	3	
New Listings	5	
Price Decrease	21	
Price Increase	1	

### 7 DAY SOLD COMPARISON

Closed Prior Year	Volume	Count	Closed Prior Year	Volume	Count
Monday, September 08, 2025	\$139,750	1	Friday, September 06, 2024	\$4,672,500	5
Friday, September 05, 2025	\$911,000	6	Thursday, September 05, 2024	\$1,899,000	3
Thursday, September 04, 2025	\$140,000	1	Wednesday, September 04, 2024	\$623,000	3
Wednesday, September 03, 2025	\$712,000	3	Tuesday, September 03, 2024	\$1,829,900	5
Tuesday, September 02, 2025	\$5,638,100	5	Monday, September 02, 2024	\$309,000	1
<b>Total</b>	<b>\$7,540,850</b>	<b>16</b>	Sunday, September 01, 2024	\$179,000	1
			<b>Total</b>	<b>\$9,512,400</b>	<b>18</b>

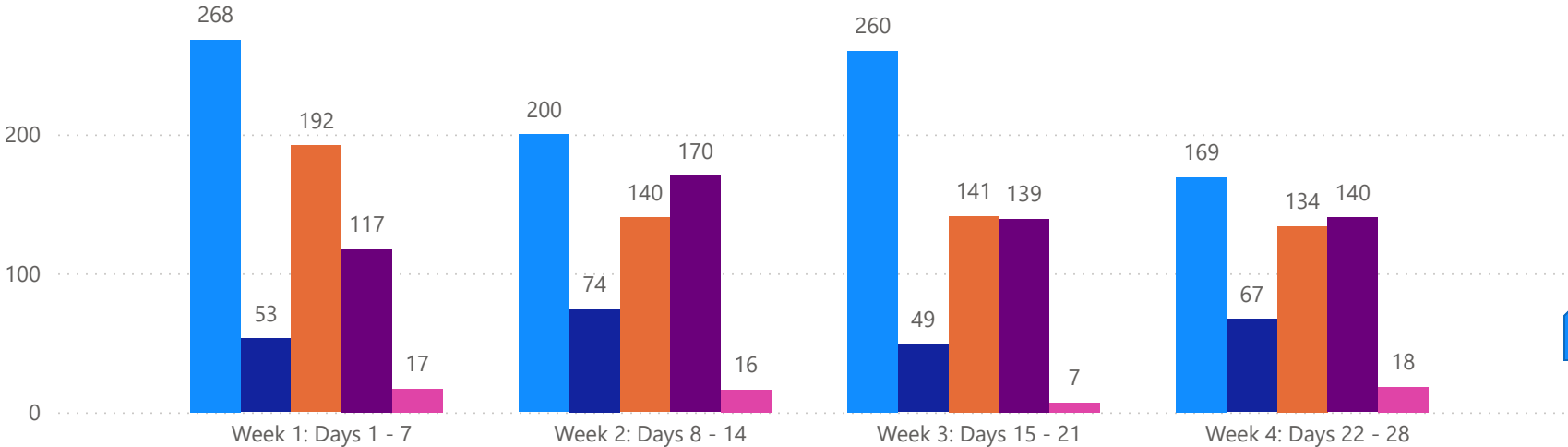
**SUNCOAST TAMPA**  
— ASSOCIATION OF —  
**REALTORS®**

# 4 WEEK REAL ESTATE MARKET REPORT

## SARASOTA COUNTY - SINGLE FAMILY HOME

9/8/2025

MlsStatus ● Active ● Canceled ● Pending ● Sold ● Temporarily Off-Market



### TOTALS

MLS Status	4 Week Total
Active	897
Canceled	243
Pending	607
Sold	566
Temporarily Off-Market	58

### DAILY MARKET CHANGE

Category	Sum of Sarasota
Back on the Market	9
New Listings	36
Price Decrease	52
Price Increase	1

\*Back on Market can be from these sources - Pending, Temp Off Market, Cancelled and Expired Listing)

All data is current as of today, though some MLS statuses may have changed from prior days.

### 7 DAY SOLD COMPARISON

Closed Prior Year	Volume	Count	Closed Prior Year	Volume	Count
Monday, September 08, 2025	\$10,948,590	14	Friday, September 06, 2024	\$15,111,790	26
Saturday, September 06, 2025	\$355,000	1	Thursday, September 05, 2024	\$16,278,186	27
Friday, September 05, 2025	\$24,581,490	34	Wednesday, September 04, 2024	\$6,380,361	14
Thursday, September 04, 2025	\$11,960,527	16	Tuesday, September 03, 2024	\$19,123,299	27
Wednesday, September 03, 2025	\$12,279,100	24	Monday, September 02, 2024	\$904,000	2
Tuesday, September 02, 2025	\$17,698,673	28	Sunday, September 01, 2024	\$1,581,938	2
Total	\$77,823,380	117	Total	\$59,379,574	98

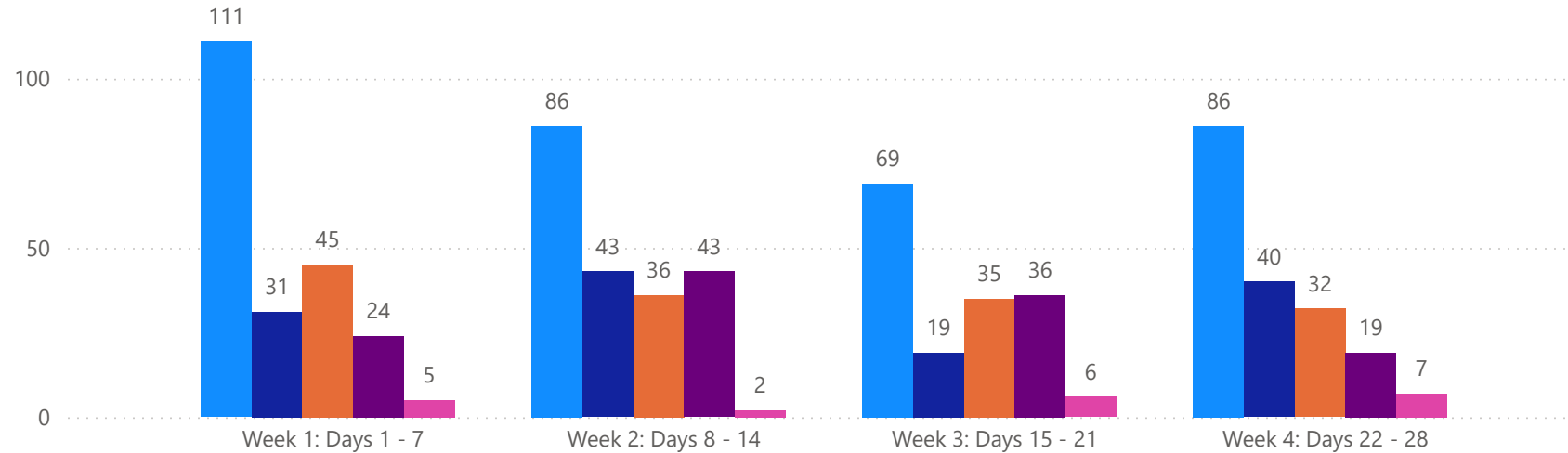
SUNCOAST TAMPA  
— ASSOCIATION OF —  
REALTORS®

# 4 WEEK REAL ESTATE MARKET REPORT

## SARASOTA COUNTY - CONDO

9/8/2025

**MLS Status** ● Active ● Canceled ● Pending ● Sold ● Temporarily Off-Market



*All data is current as of today, though some MLS statuses may have changed from prior days.*

### TOTALS

MLS Status	4 Week Total
Active	352
Canceled	133
Pending	148
Sold	122
Temporarily Off-Market	20

### DAILY MARKET CHANGE

Category	Sum of Sarasota
Back on the Market	5
New Listings	8
Price Decrease	9
Price Increase	2

\*Back on Market can be from these sources - Pending, Temp Off Market, Cancelled and Expired Listing)

### 7 DAY SOLD COMPARISON

Closed Prior Year	Volume	Count	Closed Prior Year	Volume	Count
Monday, September 08, 2025	\$200,000	1	Friday, September 06, 2024	\$3,392,000	8
Friday, September 05, 2025	\$3,543,000	7	Thursday, September 05, 2024	\$5,020,000	7
Thursday, September 04, 2025	\$1,158,500	5	Wednesday, September 04, 2024	\$4,743,400	6
Wednesday, September 03, 2025	\$3,075,000	4	Tuesday, September 03, 2024	\$2,099,500	5
Tuesday, September 02, 2025	\$3,036,900	7	<b>Total</b>	<b>\$15,254,900</b>	<b>26</b>
<b>Total</b>	<b>\$11,013,400</b>	<b>24</b>			

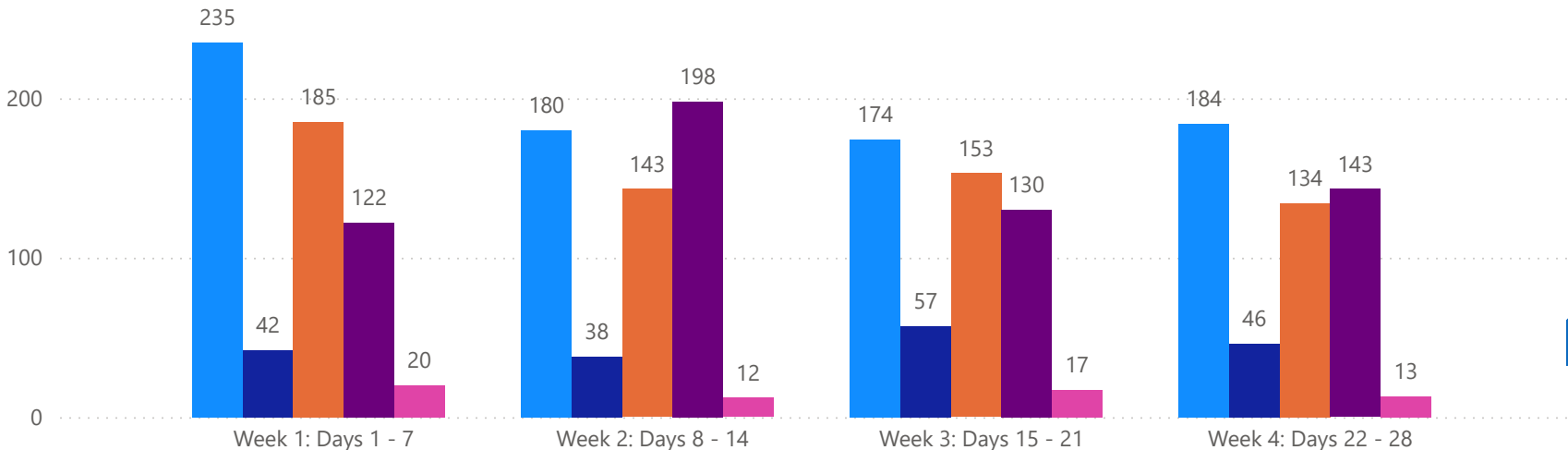
**SUNCOAST TAMPA**  
— ASSOCIATION OF —  
**REALTORS®**

# 4 WEEK REAL ESTATE MARKET REPORT

## MANATEE COUNTY - SINGLE FAMILY HOME

9/8/2025

**MLS Status** ● Active ● Canceled ● Pending ● Sold ● Temporarily Off-Market



All data is current as of today, though some MLS statuses may have changed from prior days.

### TOTALS

MLS Status	4 Week Total
Active	773
Canceled	183
Pending	615
Sold	593
Temporarily Off-Market	62

### DAILY MARKET CHANGE

Category	Sum of Manatee
Back on the Market	2
New Listings	37
Price Decrease	47
Price Increase	2

\*Back on Market can be from these sources - Pending, Temp Off Market, Cancelled and Expired Listing)

### 7 DAY SOLD COMPARISON

Closed Prior Year	Volume	Count	Closed Prior Year	Volume	Count
Monday, September 08, 2025	\$11,545,000	12	Saturday, September 07, 2024	\$371,230	1
Friday, September 05, 2025	\$17,340,533	34	Friday, September 06, 2024	\$19,420,047	33
Thursday, September 04, 2025	\$12,737,379	21	Thursday, September 05, 2024	\$12,257,344	21
Wednesday, September 03, 2025	\$15,183,715	22	Wednesday, September 04, 2024	\$5,661,320	9
Tuesday, September 02, 2025	\$20,733,897	33	Tuesday, September 03, 2024	\$18,256,655	25
<b>Total</b>	<b>\$77,540,524</b>	<b>122</b>	Monday, September 02, 2024	\$2,529,135	6
			Sunday, September 01, 2024	\$377,500	1
			<b>Total</b>	<b>\$58,873,231</b>	<b>96</b>

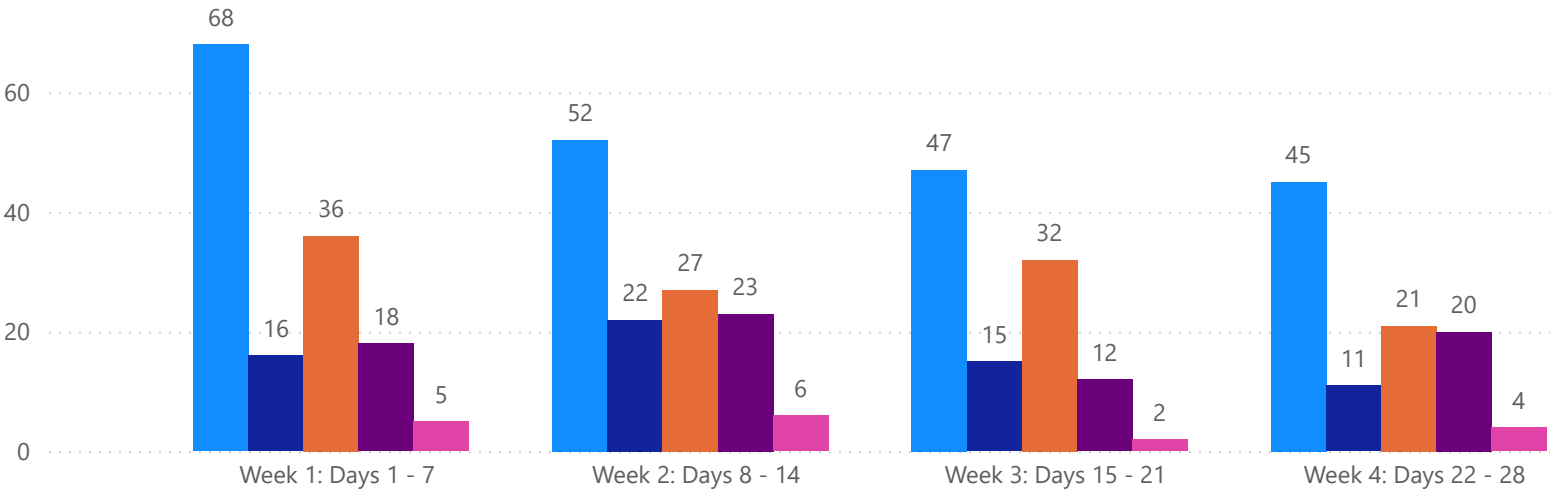
**SUNCOAST TAMPA**  
— ASSOCIATION OF —  
**REALTORS®**

# 4 WEEK REAL ESTATE MARKET REPORT

## MANATEE COUNTY - CONDO

9/8/2025

**MLSStatus** ● Active ● Canceled ● Pending ● Sold ● Temporarily Off-Market



### TOTALS

MLS Status	4 Week Total
Active	212
Canceled	64
Pending	116
Sold	73
Temporarily Off-Market	17

### DAILY MARKET CHANGE

Category	Sum of Manatee
Back on the Market	3
New Listings	7
Price Decrease	15
Price Increase	0

\*Back on Market can be from these sources - Pending, Temp Off Market, Cancelled and Expired Listing)

### 7 DAY SOLD COMPARISON

Closed Prior Year	Volume	Count
Monday, September 08, 2025	\$942,000	3
Friday, September 05, 2025	\$1,236,000	5
Thursday, September 04, 2025	\$1,345,000	2
Wednesday, September 03, 2025	\$946,000	2
Tuesday, September 02, 2025	\$2,112,000	6
<b>Total</b>	<b>\$6,581,000</b>	<b>18</b>

Closed Prior Year	Volume	Count
Friday, September 06, 2024	\$2,917,500	7
Thursday, September 05, 2024	\$552,500	2
Wednesday, September 04, 2024	\$1,590,000	4
Tuesday, September 03, 2024	\$780,000	3
<b>Total</b>	<b>\$5,840,000</b>	<b>16</b>

**SUNCOAST TAMPA**  
— ASSOCIATION OF —  
**REALTORS®**