

SUNCOAST TAMPA
ASSOCIATION OF
REALTORS®

4 WEEK REAL ESTATE MARKET REPORT

Tuesday, September 9, 2025

As of: Wednesday, September 10, 2025

- 1 Report Breakdown**
- 2 Cumulative Tampa Bay Report - Single Family Home**
- 3 Cumulative Tampa Bay Report - Condominium**
- 4 Pinellas County - Single Family Home**
- 5 Pinellas County - Condominium**
- 6 Pasco County - Single Family Home**
- 7 Pasco County - Condominium**
- 8 Hillsborough County - Single Family Home**
- 9 Hillsborough County - Condominium**
- 10 Sarasota County - Single Family Home**
- 11 Sarasota County - Condominium**
- 12 Manatee County - Single Family Home**
- 13 Manatee County - Condominium**

4 WEEK REAL ESTATE MARKET REPORT

REPORT BREAKDOWN

Tuesday, September 9, 2025

SUNCOAST TAMPA
— ASSOCIATION OF —
REALTORS®

as of: 9/10/2025

Day 1	Tuesday, September 9, 2025
Day 2	Monday, September 8, 2025
Day 3	Sunday, September 7, 2025
Day 4	Saturday, September 6, 2025
Day 5	Friday, September 5, 2025
Day 6	Wednesday, September 10, 2025
Day 7	Tuesday, September 9, 2025
Day 8	Monday, September 8, 2025
Day 9	Sunday, September 7, 2025
Day 10	Saturday, September 6, 2025
Day 11	Friday, September 5, 2025
Day 12	Thursday, September 4, 2025
Day 13	Wednesday, September 3, 2025
Day 14	Tuesday, September 2, 2025
Day 15	Monday, September 1, 2025
Day 16	Sunday, August 31, 2025
Day 17	Saturday, August 30, 2025
Day 18	Friday, August 29, 2025
Day 19	Thursday, August 28, 2025
Day 20	Wednesday, August 27, 2025
Day 21	Tuesday, August 26, 2025
Day 22	Monday, August 25, 2025
Day 23	Sunday, August 24, 2025
Day 24	Saturday, August 23, 2025
Day 25	Friday, August 22, 2025
Day 26	Thursday, August 21, 2025
Day 27	Wednesday, August 20, 2025
Day 28	Tuesday, August 19, 2025

REPORT BREAKDOWN

GRAPH:

Active - Newly listed during the date range

Pending - Status changed to 'pending' during the date range

Sold - Closed during the date range

Canceled - Canceled during the date range

Temp off Market - Status changed to 'temp' off market' during the date range

The date ranges are not cumulative.

Day 1: Tuesday, September 9, 2025

Day 28: Tuesday, August 19, 2025

TOTALS:

4 Weeks: The summation of each date range (Day 1 - Day 28)

Market Changes

Day 1's New Listings, Price Increase, Price Decreases and Back on Market

Manatee County - Single Family Home

7 Day Sold Comparison

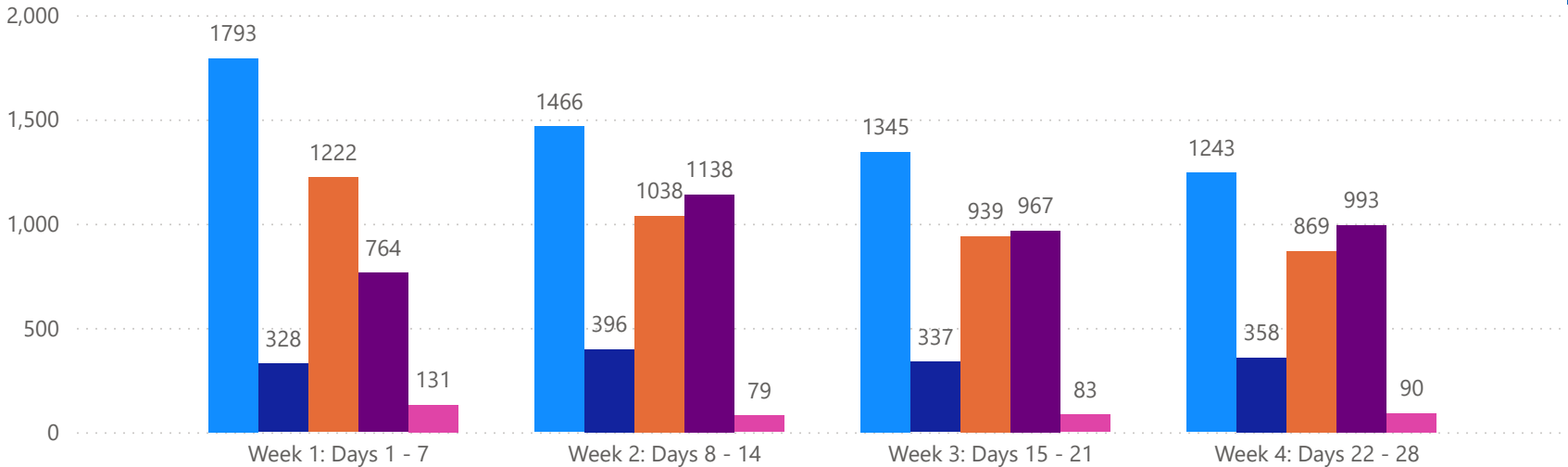
Compares the sold amount and volume in the last 7 days against the same timeframe in the prior year and days 8 - days 14.

4 WEEK REAL ESTATE MARKET REPORT

TAMPA BAY - SINGLE FAMILY HOME

9/9/2025

MLS Status ● Active ● Canceled ● Pending ● Sold ● Temporarily Off-Market



All data is current as of today, though some MLS statuses may have changed from prior days.

TOTALS

MLS Status	4 Week Total
Active	5847
Canceled	1419
Pending	4068
Sold	3862
Temporarily Off-Market	383

DAILY MARKET CHANGE

Category	Sum of Total
Back on the Market	65
New Listings	140
Price Decrease	340
Price Increase	35

*Back on Market can be from these sources - Pending, Temp Off Market, Cancelled and Expired Listing)

7 DAY SOLD COMPARISON

Closed Prior Year	Volume	Count	Closed Prior Year	Volume	Count
Tuesday, September 09, 2025	\$35,960,098	60	Sunday, September 08, 2024	\$2,623,000	5
Monday, September 08, 2025	\$77,043,062	141	Saturday, September 07, 2024	\$3,667,020	8
Saturday, September 06, 2025	\$4,079,000	7	Friday, September 06, 2024	\$125,418,431	245
Friday, September 05, 2025	\$161,133,925	284	Thursday, September 05, 2024	\$79,622,607	146
Thursday, September 04, 2025	\$72,284,735	130	Wednesday, September 04, 2024	\$56,397,385	112
Wednesday, September 03, 2025	\$79,776,239	142	Tuesday, September 03, 2024	\$93,681,892	159
Total	\$430,277,059	764	Monday, September 02, 2024	\$8,271,635	19
			Total	\$369,681,970	694

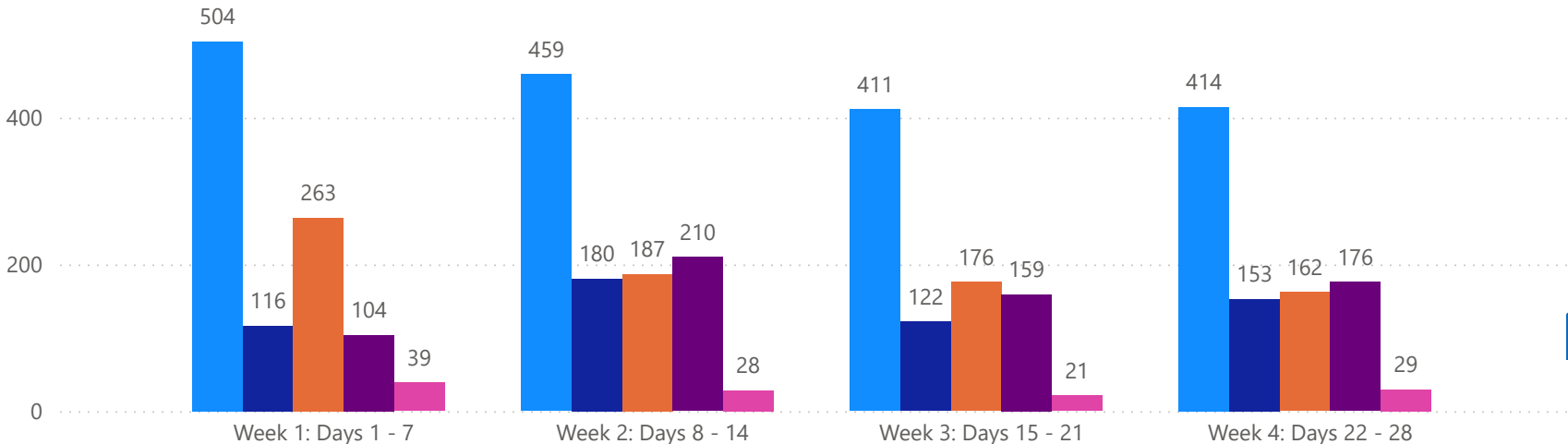
SUNCOAST TAMPA
— ASSOCIATION OF —
REALTORS®

4 WEEK REAL ESTATE MARKET REPORT

TAMPA BAY - CONDO

9/9/2025

MLSStatus ● Active ● Canceled ● Pending ● Sold ● Temporarily Off-Market



All data is current as of today, though some MLS statuses may have changed from prior days.

TOTALS

MLS Status	4 Week Total
Active	1788
Canceled	571
Pending	788
Sold	649
Temporarily Off-Market	117

DAILY MARKET CHANGE

Category	Sum of Total
Back on the Market	16
New Listings	52
Price Decrease	73
Price Increase	4

*Back on Market can be from these sources - Pending, Temp Off Market, Cancelled and Expired Listing)

7 DAY SOLD COMPARISON

Closed Prior Year	Volume	Count	Closed Prior Year	Volume	Count
Tuesday, September 09, 2025	\$10,332,000	16	Sunday, September 08, 2024	\$179,500	1
Monday, September 08, 2025	\$3,119,750	16	Friday, September 06, 2024	\$14,648,000	31
Friday, September 05, 2025	\$10,280,500	35	Thursday, September 05, 2024	\$13,473,500	25
Thursday, September 04, 2025	\$3,734,500	14	Wednesday, September 04, 2024	\$8,949,400	21
Wednesday, September 03, 2025	\$11,361,600	23	Tuesday, September 03, 2024	\$8,396,400	26
Total	\$38,828,350	104	Monday, September 02, 2024	\$1,908,000	3
			Total	\$47,554,800	107

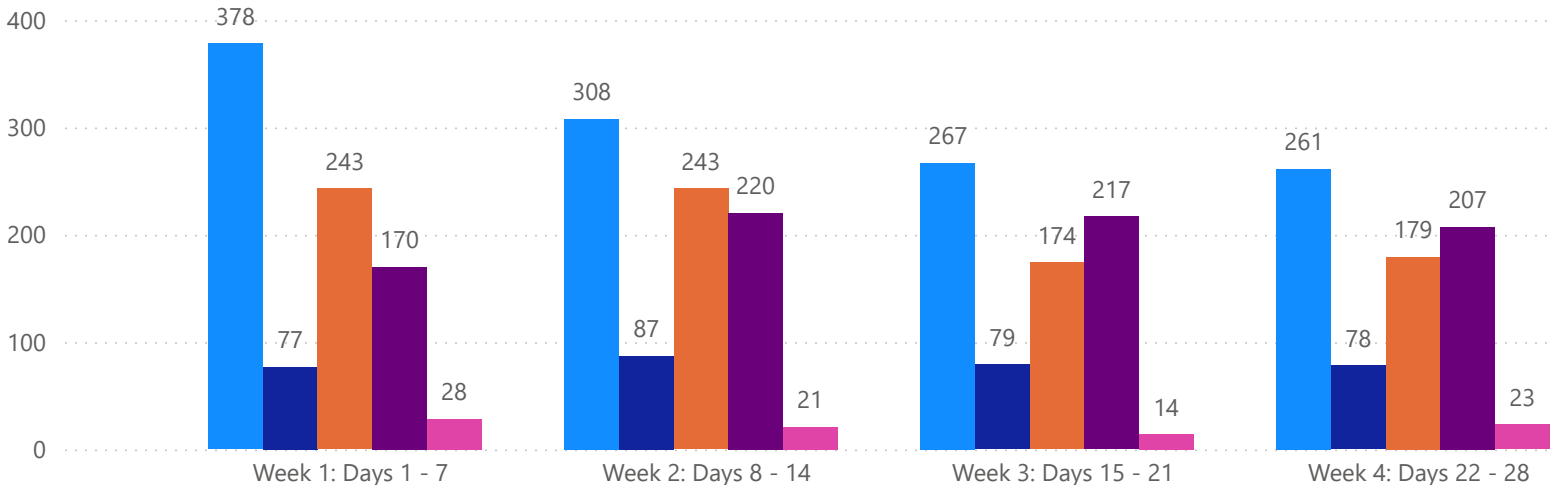
SUNCOAST TAMPA
— ASSOCIATION OF —
REALTORS®

4 WEEK REAL ESTATE MARKET REPORT

PINELLAS COUNTY - SINGLE FAMILY HOME

9/9/2025

MLS Status ● Active ● Canceled ● Pending ● Sold ● Temporarily Off-Market



All data is current as of today, though some MLS statuses may have changed from prior days.

TOTALS

MLS Status	4 Week Total
Active	1214
Canceled	321
Pending	839
Sold	814
Temporarily Off-Market	86

DAILY MARKET CHANGE

Category	Sum of Pinellas
Back on the Market	12
New Listings	29
Price Decrease	65
Price Increase	2

*Back on Market can be from these sources - Pending, Temp Off Market, Cancelled and Expired Listing)

7 DAY SOLD COMPARISON

Closed Prior Year	Volume	Count	Closed Prior Year	Volume	Count
Tuesday, September 09, 2025	\$9,232,400	10	Saturday, September 07, 2024	\$1,936,300	3
Monday, September 08, 2025	\$17,750,000	36	Friday, September 06, 2024	\$30,300,170	53
Saturday, September 06, 2025	\$1,605,000	3	Thursday, September 05, 2024	\$11,520,445	26
Friday, September 05, 2025	\$44,151,100	67	Wednesday, September 04, 2024	\$15,677,000	28
Thursday, September 04, 2025	\$17,627,840	25	Tuesday, September 03, 2024	\$17,374,750	25
Wednesday, September 03, 2025	\$15,797,390	25	Monday, September 02, 2024	\$845,000	2
Total	\$106,163,730	170	Total	\$77,653,665	137

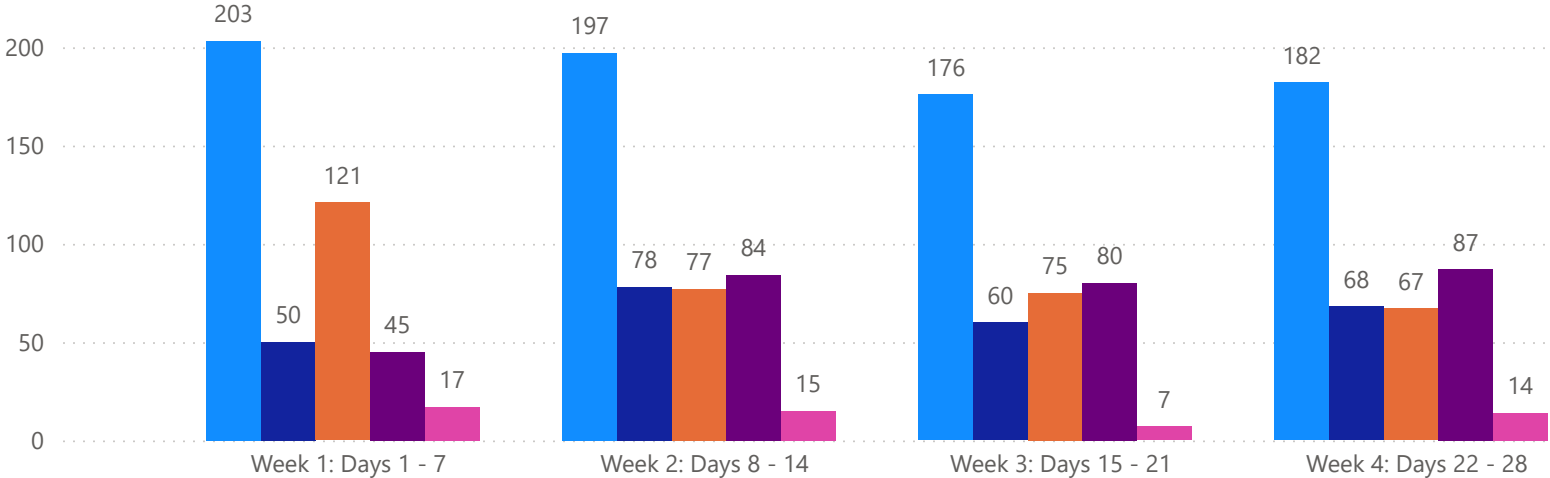
SUNCOAST TAMPA
— ASSOCIATION OF —
REALTORS®

4 WEEK REAL ESTATE MARKET REPORT

PINELLAS COUNTY - CONDO

9/9/2025

MLSStatus ● Active ● Canceled ● Pending ● Sold ● Temporarily Off-Market



All data is current as of today, though some MLS statuses may have changed from prior days.

TOTALS

MLS Status	4 Week Total
Active	758
Canceled	256
Pending	340
Sold	296
Temporarily Off-Market	53

DAILY MARKET CHANGE

Category	Sum of Pinellas
Back on the Market	5
New Listings	23
Price Decrease	29
Price Increase	2

*Back on Market can be from these sources - Pending, Temp Off Market, Cancelled and Expired Listing)

7 DAY SOLD COMPARISON

Closed Prior Year	Volume	Count	Closed Prior Year	Volume	Count
Tuesday, September 09, 2025	\$4,264,000	5	Sunday, September 08, 2024	\$179,500	1
Monday, September 08, 2025	\$1,358,000	8	Friday, September 06, 2024	\$3,168,000	8
Friday, September 05, 2025	\$4,035,500	15	Thursday, September 05, 2024	\$5,838,000	12
Thursday, September 04, 2025	\$646,000	3	Wednesday, September 04, 2024	\$1,604,000	6
Wednesday, September 03, 2025	\$6,628,600	14	Tuesday, September 03, 2024	\$3,607,000	12
Total	\$16,932,100	45	Monday, September 02, 2024	\$1,599,000	2
			Total	\$15,995,500	41

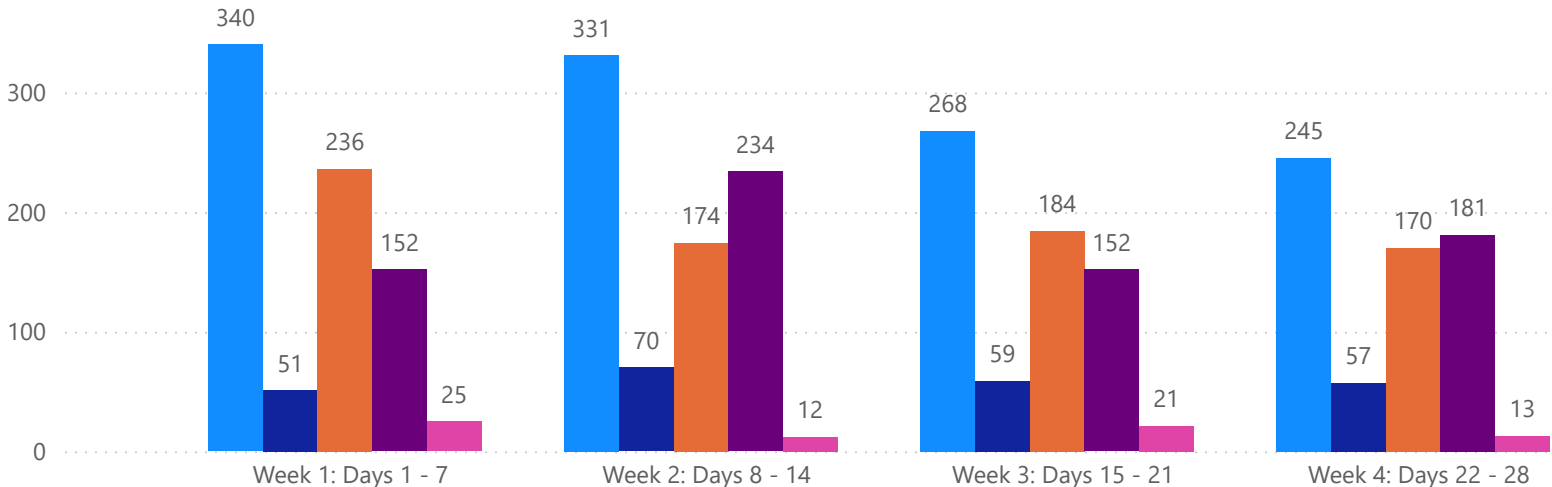
SUNCOAST TAMPA
— ASSOCIATION OF —
REALTORS®

4 WEEK REAL ESTATE MARKET REPORT

PASCO COUNTY - SINGLE FAMILY HOME

9/9/2025

MLSStatus ● Active ● Canceled ● Pending ● Sold ● Temporarily Off-Market



All data is current as of today, though some MLS statuses may have changed from prior days.

TOTALS

MLS Status	4 Week Total
Active	1184
Canceled	237
Pending	764
Sold	719
Temporarily Off-Market	71

DAILY MARKET CHANGE

Category	Sum of Pasco
Back on the Market	14
New Listings	23
Price Decrease	90
Price Increase	26

*Back on Market can be from these sources - Pending, Temp Off Market, Cancelled and Expired Listing)

7 DAY SOLD COMPARISON

Closed Prior Year	Volume	Count	Closed Prior Year	Volume	Count
Tuesday, September 09, 2025	\$7,021,799	18	Sunday, September 08, 2024	\$770,000	2
Monday, September 08, 2025	\$10,847,989	28	Saturday, September 07, 2024	\$1,359,490	4
Saturday, September 06, 2025	\$819,000	2	Friday, September 06, 2024	\$20,099,162	55
Friday, September 05, 2025	\$21,056,399	52	Thursday, September 05, 2024	\$12,368,267	31
Thursday, September 04, 2025	\$9,878,500	21	Wednesday, September 04, 2024	\$10,829,605	27
Wednesday, September 03, 2025	\$13,619,247	31	Tuesday, September 03, 2024	\$12,696,800	32
Total	\$63,242,934	152	Monday, September 02, 2024	\$1,986,595	4
			Total	\$60,109,919	155

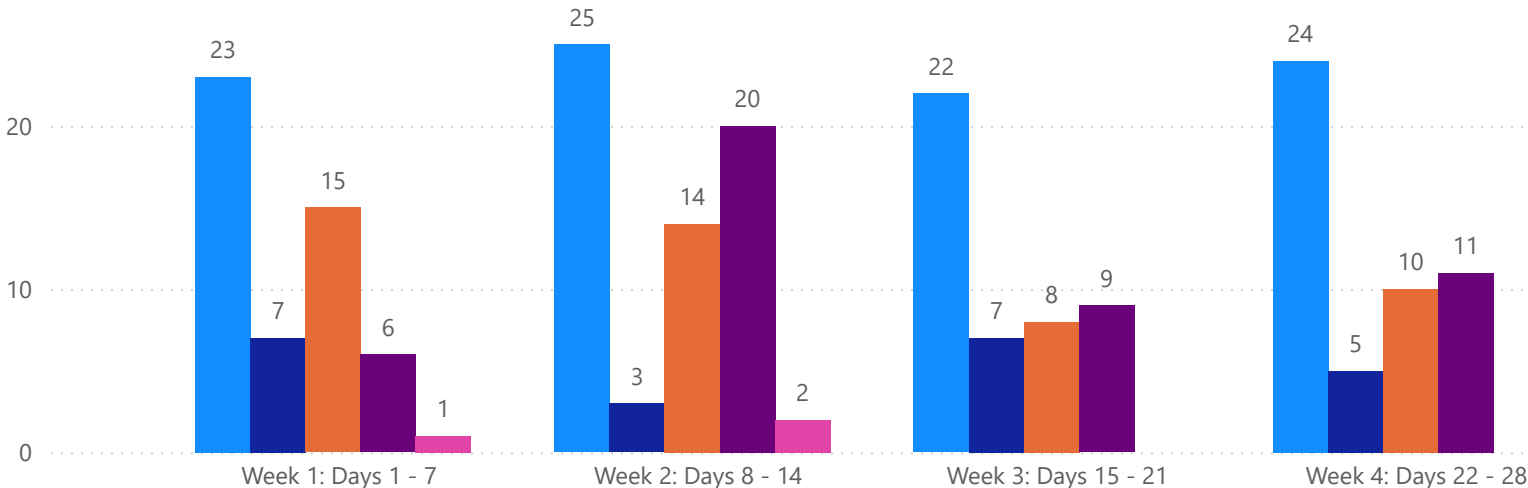
SUNCOAST TAMPA
— ASSOCIATION OF —
REALTORS®

4 WEEK REAL ESTATE MARKET REPORT

PASCO COUNTY - CONDO

9/9/2025

MLSStatus ● Active ● Canceled ● Pending ● Sold ● Temporarily Off-Market



All data is current as of today, though some MLS statuses may have changed from prior days.

TOTALS

MLS Status	4 Week Total
Active	94
Canceled	22
Pending	47
Sold	46
Temporarily Off-Market	3

DAILY MARKET CHANGE

Category	Sum of Pasco
Back on the Market	3
New Listings	2
Price Decrease	6
Price Increase	0

*Back on Market can be from these sources - Pending, Temp Off Market, Cancelled and Expired Listing)

7 DAY SOLD COMPARISON

Closed Prior Year	Volume	Count
Monday, September 08, 2025	\$220,000	2
Friday, September 05, 2025	\$145,000	1
Thursday, September 04, 2025	\$445,000	3
Total	\$810,000	6

Closed Prior Year	Volume	Count
Friday, September 06, 2024	\$498,000	3
Thursday, September 05, 2024	\$164,000	1
Wednesday, September 04, 2024	\$389,000	2
Tuesday, September 03, 2024	\$80,000	1
Total	\$1,131,000	7

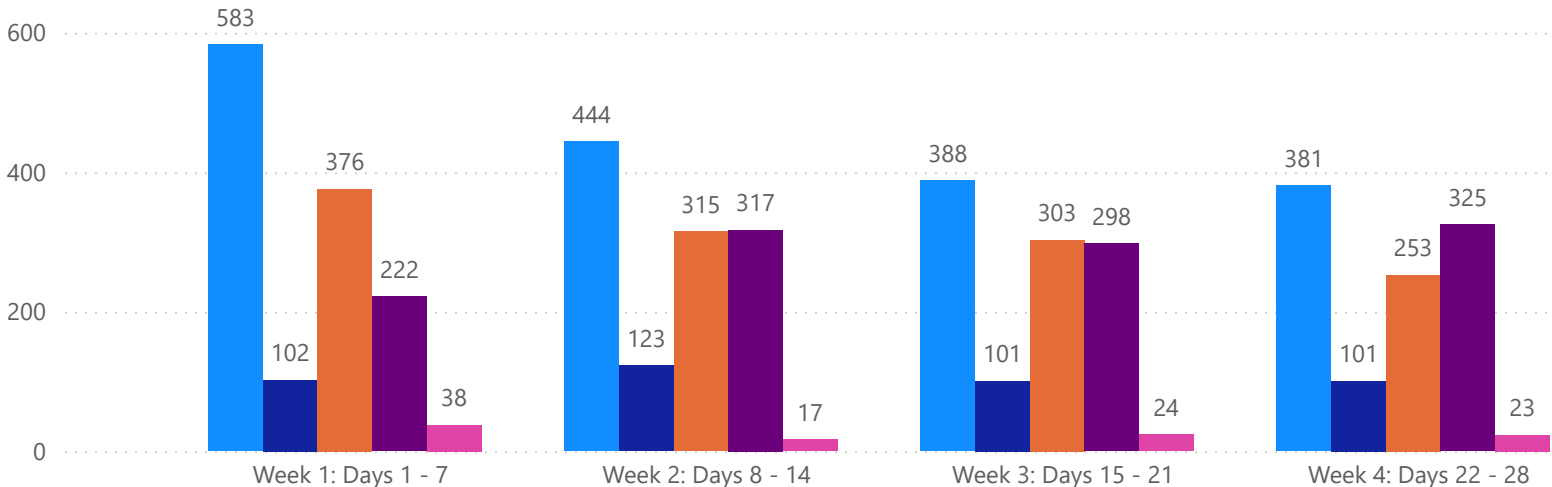
SUNCOAST TAMPA
— ASSOCIATION OF —
REALTORS®

4 WEEK REAL ESTATE MARKET REPORT

HILLSBOROUGH COUNTY - SINGLE FAMILY HOME

9/9/2025

MLS Status ● Active ● Canceled ● Pending ● Sold ● Temporarily Off-Market



All data is current as of today, though some MLS statuses may have changed from prior days.

TOTALS

MLS Status	4 Week Total
Active	1796
Canceled	427
Pending	1247
Sold	1162
Temporarily Off-Market	102

DAILY MARKET CHANGE

Category	Sum of Hillsborough	*Back on Market can be from these sources - Pending, Temp Off Market, Cancelled and Expired Listing)
Back on the Market	22	
New Listings	48	
Price Decrease	92	
Price Increase	4	

7 DAY SOLD COMPARISON

Closed Prior Year	Volume	Count	Closed Prior Year	Volume	Count
Tuesday, September 09, 2025	\$9,073,099	14	Sunday, September 08, 2024	\$1,195,000	2
Monday, September 08, 2025	\$20,911,719	40	Friday, September 06, 2024	\$40,487,262	78
Saturday, September 06, 2025	\$1,300,000	1	Thursday, September 05, 2024	\$27,198,365	41
Friday, September 05, 2025	\$47,070,814	84	Wednesday, September 04, 2024	\$17,849,099	34
Thursday, September 04, 2025	\$20,080,489	43	Tuesday, September 03, 2024	\$26,230,388	50
Wednesday, September 03, 2025	\$22,896,787	40	Monday, September 02, 2024	\$2,006,905	5
Total	\$121,332,908	222	Total	\$114,967,019	210

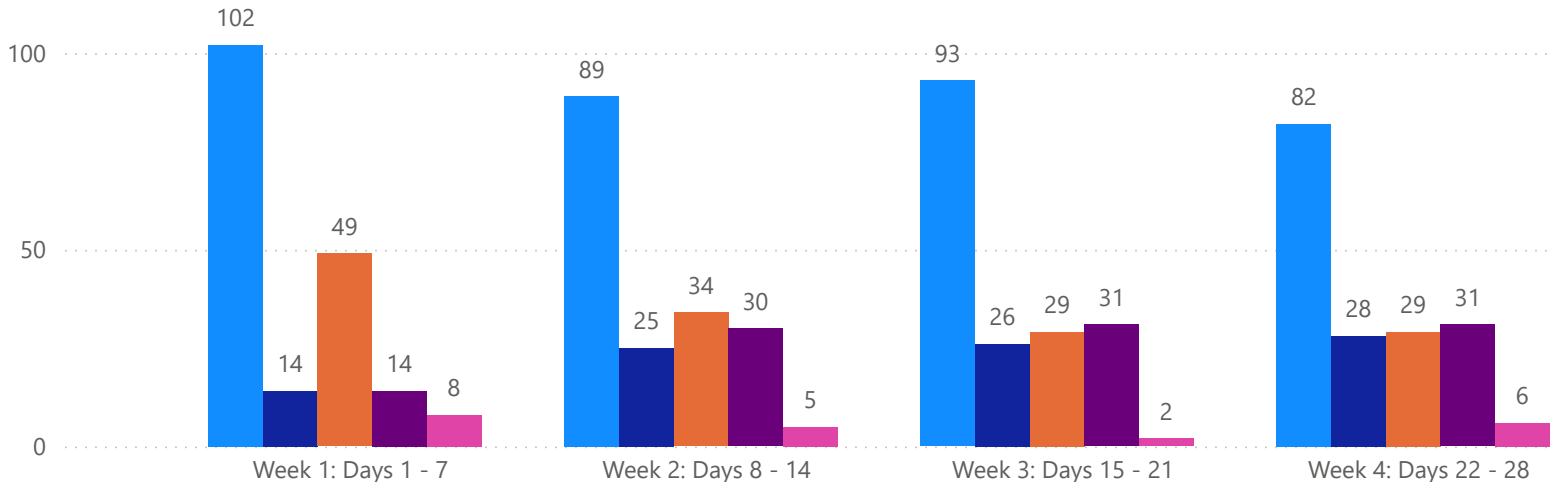
SUNCOAST TAMPA
— ASSOCIATION OF —
REALTORS®

4 WEEK REAL ESTATE MARKET REPORT

HILLSBOROUGH COUNTY - CONDO

9/9/2025

MLS Status ● Active ● Canceled ● Pending ● Sold ● Temporarily Off-Market



All data is current as of today, though some MLS statuses may have changed from prior days.

TOTALS

MLS Status	4 Week Total
Active	366
Canceled	93
Pending	141
Sold	106
Temporarily Off-Market	21

DAILY MARKET CHANGE

Category	Sum of Hillsborough	*Back on Market can be from these sources - Pending, Temp Off Market, Cancelled and Expired Listing)
Back on the Market	2	
New Listings	8	
Price Decrease	14	
Price Increase	1	

7 DAY SOLD COMPARISON

Closed Prior Year	Volume	Count	Closed Prior Year	Volume	Count
Tuesday, September 09, 2025	\$170,000	1	Friday, September 06, 2024	\$4,672,500	5
Monday, September 08, 2025	\$399,750	2	Thursday, September 05, 2024	\$1,899,000	3
Friday, September 05, 2025	\$1,321,000	7	Wednesday, September 04, 2024	\$623,000	3
Thursday, September 04, 2025	\$140,000	1	Tuesday, September 03, 2024	\$1,829,900	5
Wednesday, September 03, 2025	\$712,000	3	Monday, September 02, 2024	\$309,000	1
Total	\$2,742,750	14	Total	\$9,333,400	17

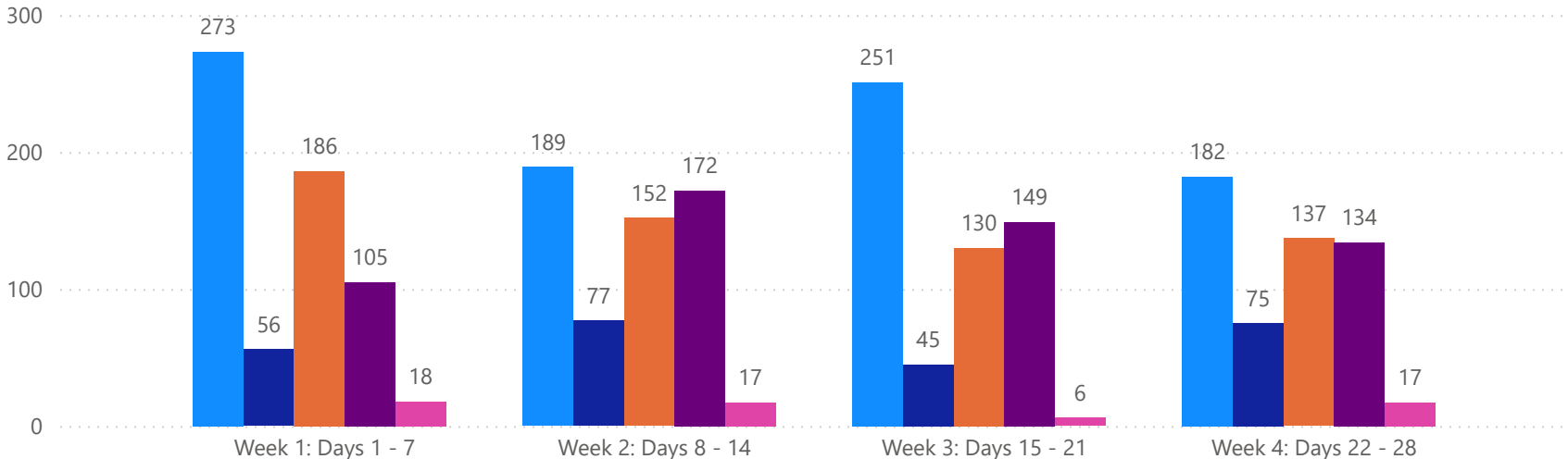
SUNCOAST TAMPA
— ASSOCIATION OF —
REALTORS®

4 WEEK REAL ESTATE MARKET REPORT

SARASOTA COUNTY - SINGLE FAMILY HOME

9/9/2025

MLS Status ● Active ● Canceled ● Pending ● Sold ● Temporarily Off-Market



All data is current as of today, though some MLS statuses may have changed from prior days.

TOTALS

MLS Status	4 Week Total
Active	895
Canceled	253
Pending	605
Sold	560
Temporarily Off-Market	58

DAILY MARKET CHANGE

Category	Sum of Sarasota
Back on the Market	11
New Listings	22
Price Decrease	42
Price Increase	1

*Back on Market can be from these sources - Pending, Temp Off Market, Cancelled and Expired Listing)

7 DAY SOLD COMPARISON

Closed Prior Year	Volume	Count	Closed Prior Year	Volume	Count
Tuesday, September 09, 2025	\$4,350,000	6	Friday, September 06, 2024	\$15,111,790	26
Monday, September 08, 2025	\$13,203,114	18	Thursday, September 05, 2024	\$16,278,186	27
Saturday, September 06, 2025	\$355,000	1	Wednesday, September 04, 2024	\$6,380,361	14
Friday, September 05, 2025	\$29,111,609	40	Tuesday, September 03, 2024	\$19,123,299	27
Thursday, September 04, 2025	\$11,960,527	16	Monday, September 02, 2024	\$904,000	2
Wednesday, September 03, 2025	\$12,279,100	24	Total	\$57,797,636	96
Total	\$71,259,350	105			

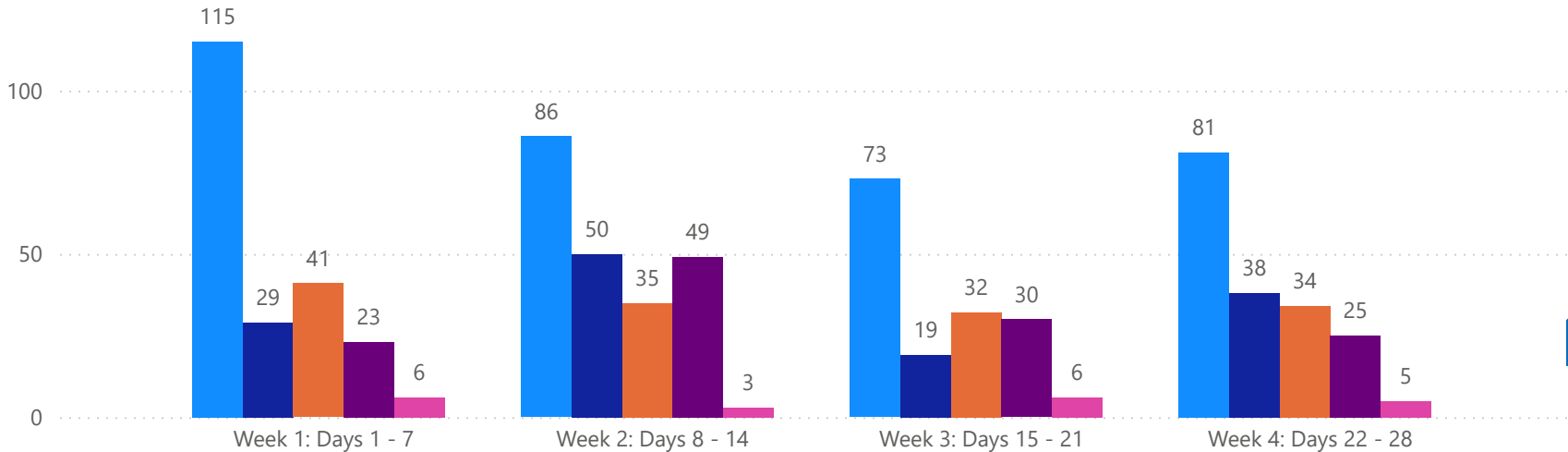
SUNCOAST TAMPA
— ASSOCIATION OF —
REALTORS®

4 WEEK REAL ESTATE MARKET REPORT

SARASOTA COUNTY - CONDO

9/9/2025

MLS Status ● Active ● Canceled ● Pending ● Sold ● Temporarily Off-Market



All data is current as of today, though some MLS statuses may have changed from prior days.

TOTALS

MLS Status	4 Week Total
Active	355
Canceled	136
Pending	142
Sold	127
Temporarily Off-Market	20

DAILY MARKET CHANGE

Category	Sum of Sarasota
Back on the Market	6
New Listings	11
Price Decrease	7
Price Increase	1

*Back on Market can be from these sources - Pending, Temp Off Market, Cancelled and Expired Listing)

7 DAY SOLD COMPARISON

Closed Prior Year	Volume	Count	Closed Prior Year	Volume	Count
Tuesday, September 09, 2025	\$3,498,000	6	Friday, September 06, 2024	\$3,392,000	8
Monday, September 08, 2025	\$200,000	1	Thursday, September 05, 2024	\$5,020,000	7
Friday, September 05, 2025	\$3,543,000	7	Wednesday, September 04, 2024	\$4,743,400	6
Thursday, September 04, 2025	\$1,158,500	5	Tuesday, September 03, 2024	\$2,099,500	5
Wednesday, September 03, 2025	\$3,075,000	4	Total	\$15,254,900	26
Total	\$11,474,500	23			

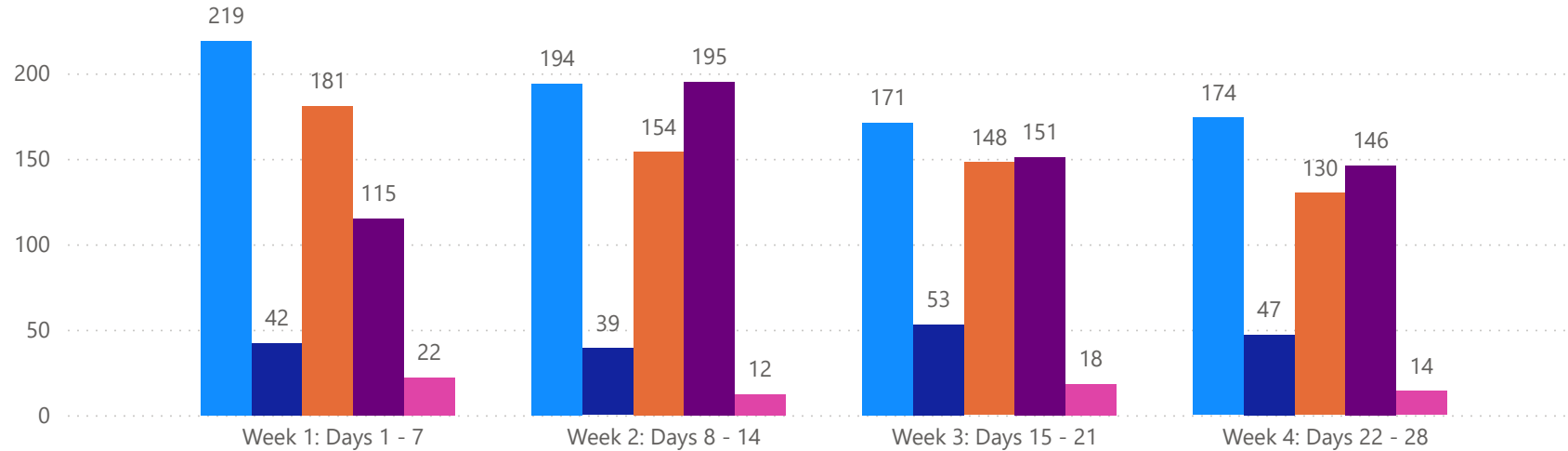
SUNCOAST TAMPA
— ASSOCIATION OF —
REALTORS®

4 WEEK REAL ESTATE MARKET REPORT

MANATEE COUNTY - SINGLE FAMILY HOME

9/9/2025

MLS Status ● Active ● Canceled ● Pending ● Sold ● Temporarily Off-Market



All data is current as of today, though some MLS statuses may have changed from prior days.

TOTALS

MLS Status	4 Week Total
Active	758
Canceled	181
Pending	613
Sold	607
Temporarily Off-Market	66

DAILY MARKET CHANGE

Category	Sum of Manatee
Back on the Market	6
New Listings	18
Price Decrease	51
Price Increase	2

*Back on Market can be from these sources - Pending, Temp Off Market, Cancelled and Expired Listing)

7 DAY SOLD COMPARISON

Closed Prior Year	Volume	Count	Closed Prior Year	Volume	Count
Tuesday, September 09, 2025	\$6,282,800	12	Sunday, September 08, 2024	\$658,000	1
Monday, September 08, 2025	\$14,330,240	19	Saturday, September 07, 2024	\$371,230	1
Friday, September 05, 2025	\$19,744,003	41	Friday, September 06, 2024	\$19,420,047	33
Thursday, September 04, 2025	\$12,737,379	21	Thursday, September 05, 2024	\$12,257,344	21
Wednesday, September 03, 2025	\$15,183,715	22	Wednesday, September 04, 2024	\$5,661,320	9
Total	\$68,278,137	115	Tuesday, September 03, 2024	\$18,256,655	25
			Monday, September 02, 2024	\$2,529,135	6
			Total	\$59,153,731	96

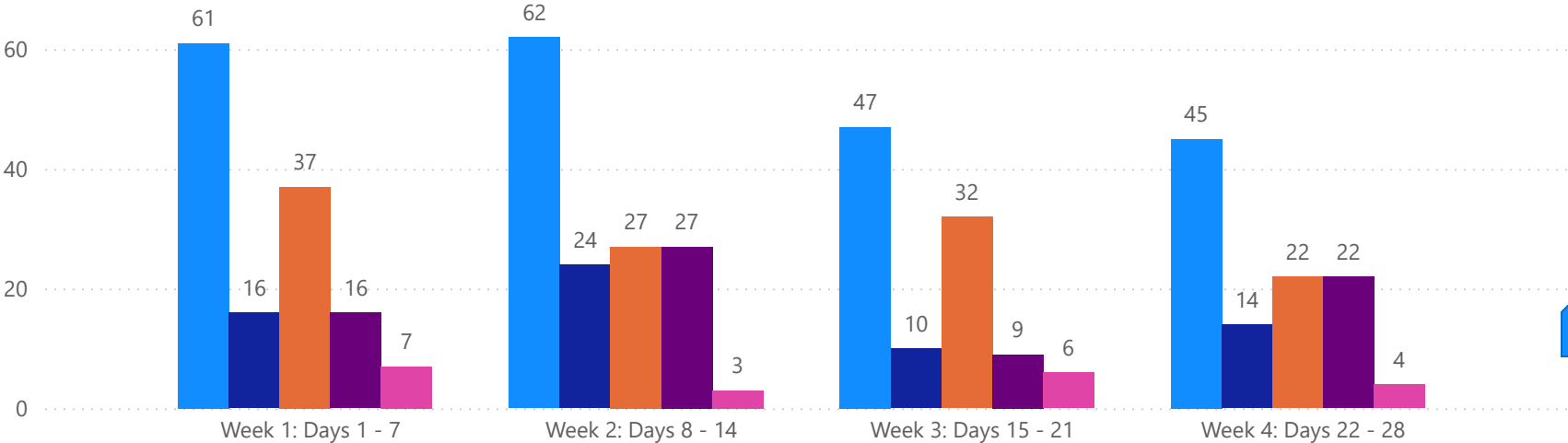
SUNCOAST TAMPA
— ASSOCIATION OF —
REALTORS®

4 WEEK REAL ESTATE MARKET REPORT

MANATEE COUNTY - CONDO

9/9/2025

MLSStatus ● Active ● Canceled ● Pending ● Sold ● Temporarily Off-Market



TOTALS

MLS Status	4 Week Total
Active	215
Canceled	64
Pending	118
Sold	74
Temporarily Off-Market	20

DAILY MARKET CHANGE

Category	Sum of Manatee
Back on the Market	0
New Listings	8
Price Decrease	17
Price Increase	0

*Back on Market can be from these sources - Pending, Temp Off Market, Cancelled and Expired Listing)

7 DAY SOLD COMPARISON

Closed Prior Year	Volume	Count
Tuesday, September 09, 2025	\$2,400,000	4
Monday, September 08, 2025	\$942,000	3
Friday, September 05, 2025	\$1,236,000	5
Thursday, September 04, 2025	\$1,345,000	2
Wednesday, September 03, 2025	\$946,000	2
Total	\$6,869,000	16

Closed Prior Year	Volume	Count
Friday, September 06, 2024	\$2,917,500	7
Thursday, September 05, 2024	\$552,500	2
Wednesday, September 04, 2024	\$1,590,000	4
Tuesday, September 03, 2024	\$780,000	3
Total	\$5,840,000	16

SUNCOAST TAMPA
— ASSOCIATION OF —
REALTORS®