

SUNCOAST TAMPA
ASSOCIATION OF
REALTORS®

4 WEEK REAL ESTATE MARKET REPORT

Thursday, September 11, 2025

As of: Friday, September 12, 2025

- 1 Report Breakdown**
- 2 Cumulative Tampa Bay Report - Single Family Home**
- 3 Cumulative Tampa Bay Report - Condominium**
- 4 Pinellas County - Single Family Home**
- 5 Pinellas County - Condominium**
- 6 Pasco County - Single Family Home**
- 7 Pasco County - Condominium**
- 8 Hillsborough County - Single Family Home**
- 9 Hillsborough County - Condominium**
- 10 Sarasota County - Single Family Home**
- 11 Sarasota County - Condominium**
- 12 Manatee County - Single Family Home**
- 13 Manatee County - Condominium**

4 WEEK REAL ESTATE MARKET REPORT

REPORT BREAKDOWN

Thursday, September 11, 2025

SUNCOAST TAMPA
— ASSOCIATION OF —
REALTORS®

as of: 9/12/2025

Day 1	Thursday, September 11, 2025
Day 2	Wednesday, September 10, 2025
Day 3	Tuesday, September 9, 2025
Day 4	Monday, September 8, 2025
Day 5	Sunday, September 7, 2025
Day 6	Friday, September 12, 2025
Day 7	Thursday, September 11, 2025
Day 8	Wednesday, September 10, 2025
Day 9	Tuesday, September 9, 2025
Day 10	Monday, September 8, 2025
Day 11	Sunday, September 7, 2025
Day 12	Saturday, September 6, 2025
Day 13	Friday, September 5, 2025
Day 14	Thursday, September 4, 2025
Day 15	Wednesday, September 3, 2025
Day 16	Tuesday, September 2, 2025
Day 17	Monday, September 1, 2025
Day 18	Sunday, August 31, 2025
Day 19	Saturday, August 30, 2025
Day 20	Friday, August 29, 2025
Day 21	Thursday, August 28, 2025
Day 22	Wednesday, August 27, 2025
Day 23	Tuesday, August 26, 2025
Day 24	Monday, August 25, 2025
Day 25	Sunday, August 24, 2025
Day 26	Saturday, August 23, 2025
Day 27	Friday, August 22, 2025
Day 28	Thursday, August 21, 2025

REPORT BREAKDOWN

GRAPH:

Active - Newly listed during the date range

Pending - Status changed to 'pending' during the date range

Sold - Closed during the date range

Canceled - Canceled during the date range

Temp off Market - Status changed to 'temp' off market' during the date range

The date ranges are not cumulative.

Day 1: Thursday, September 11, 2025

Day 28: Thursday, August 21, 2025

TOTALS:

4 Weeks: The summation of each date range (Day 1 - Day 28)

Market Changes

Day 1's New Listings, Price Increase, Price Decreases and Back on Market

Manatee County - Single Family Home

7 Day Sold Comparison

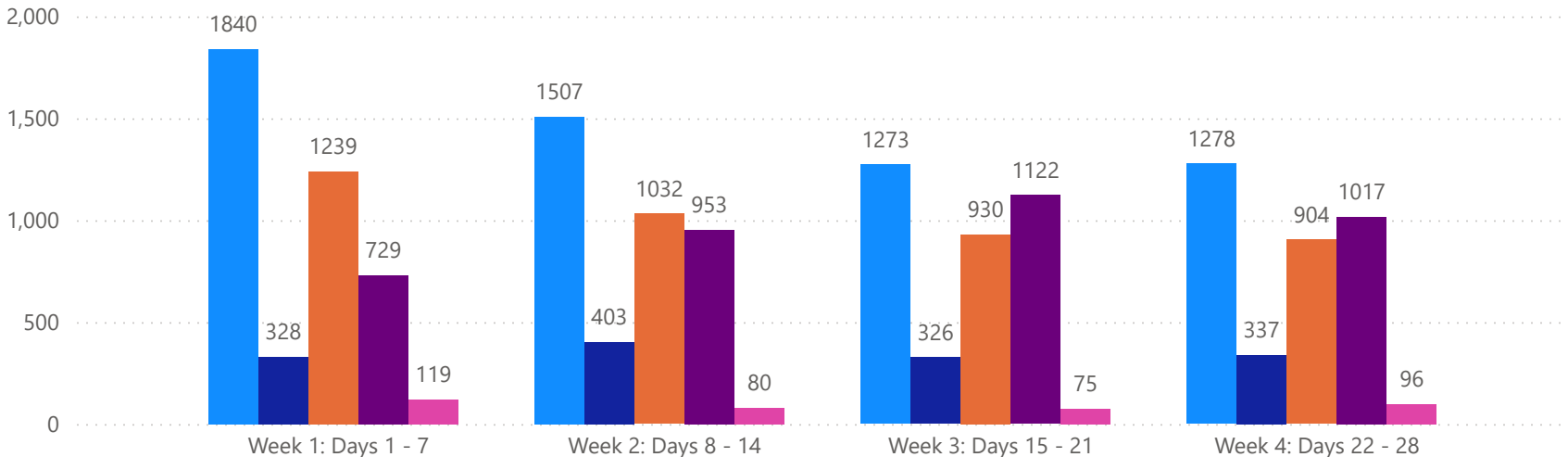
Compares the sold amount and volume in the last 7 days against the same timeframe in the prior year and days 8 - days 14.

4 WEEK REAL ESTATE MARKET REPORT

TAMPA BAY - SINGLE FAMILY HOME

9/11/2025

MLS Status ● Active ● Canceled ● Pending ● Sold ● Temporarily Off-Market



All data is current as of today, though some MLS statuses may have changed from prior days.

TOTALS

MLS Status	4 Week Total
Active	5898
Canceled	1394
Pending	4105
Sold	3821
Temporarily Off-Market	370

DAILY MARKET CHANGE

Category	Sum of Total
Back on the Market	43
New Listings	284
Price Decrease	383
Price Increase	44

*Back on Market can be from these sources - Pending, Temp Off Market, Cancelled and Expired Listing)

7 DAY SOLD COMPARISON

Closed Prior Year	Volume	Count	Closed Prior Year	Volume	Count
Thursday, September 11, 2025	\$30,798,362	58	Tuesday, September 10, 2024	\$58,213,864	106
Wednesday, September 10, 2025	\$64,122,430	114	Monday, September 09, 2024	\$85,634,150	149
Tuesday, September 09, 2025	\$51,771,294	98	Sunday, September 08, 2024	\$2,623,000	5
Monday, September 08, 2025	\$88,230,361	165	Saturday, September 07, 2024	\$3,667,020	8
Saturday, September 06, 2025	\$5,078,900	10	Friday, September 06, 2024	\$125,418,431	245
Friday, September 05, 2025	\$160,803,825	284	Thursday, September 05, 2024	\$79,622,607	146
Total	\$400,805,172	729	Wednesday, September 04, 2024	\$56,397,385	112
			Total	\$411,576,457	771

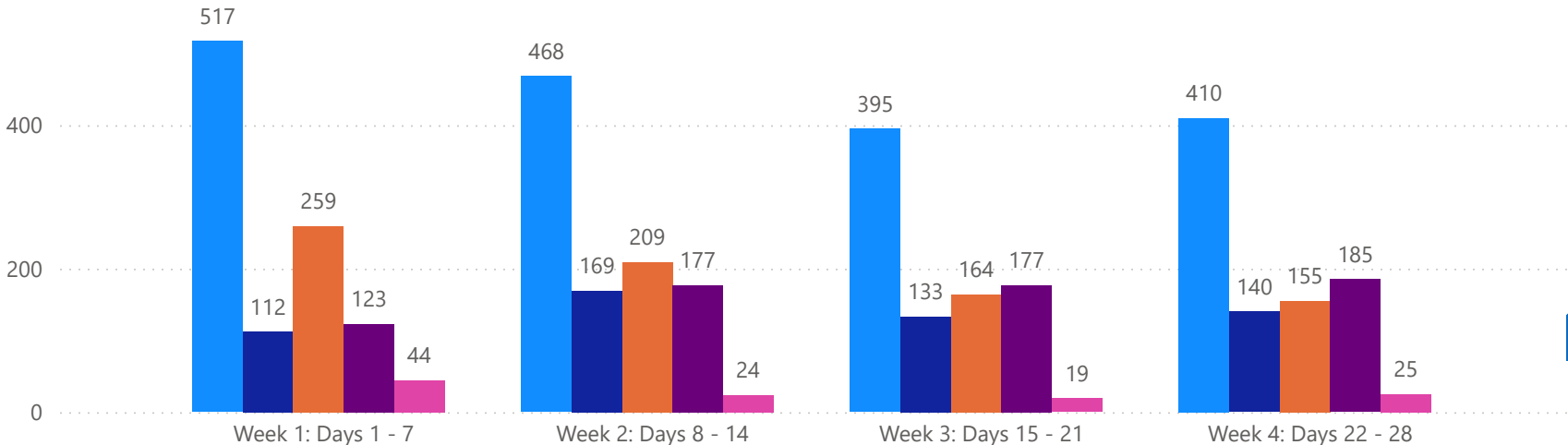
SUNCOAST TAMPA
— ASSOCIATION OF —
REALTORS®

4 WEEK REAL ESTATE MARKET REPORT

TAMPA BAY - CONDO

9/11/2025

MLS Status ● Active ● Canceled ● Pending ● Sold ● Temporarily Off-Market



All data is current as of today, though some MLS statuses may have changed from prior days.

TOTALS

MLS Status	4 Week Total
Active	1790
Canceled	554
Pending	787
Sold	662
Temporarily Off-Market	112

DAILY MARKET CHANGE

Category	Sum of Total
Back on the Market	11
New Listings	76
Price Decrease	72
Price Increase	2

*Back on Market can be from these sources - Pending, Temp Off Market, Cancelled and Expired Listing)

7 DAY SOLD COMPARISON

Closed Prior Year	Volume	Count	Closed Prior Year	Volume	Count
Thursday, September 11, 2025	\$4,574,000	15	Tuesday, September 10, 2024	\$10,252,150	24
Wednesday, September 10, 2025	\$6,436,497	23	Monday, September 09, 2024	\$18,016,799	30
Tuesday, September 09, 2025	\$13,026,499	27	Sunday, September 08, 2024	\$179,500	1
Monday, September 08, 2025	\$8,807,400	21	Friday, September 06, 2024	\$14,648,000	31
Saturday, September 06, 2025	\$1,400,000	1	Thursday, September 05, 2024	\$13,473,500	25
Friday, September 05, 2025	\$10,540,500	36	Wednesday, September 04, 2024	\$8,949,400	21
Total	\$44,784,896	123	Total	\$65,519,349	132

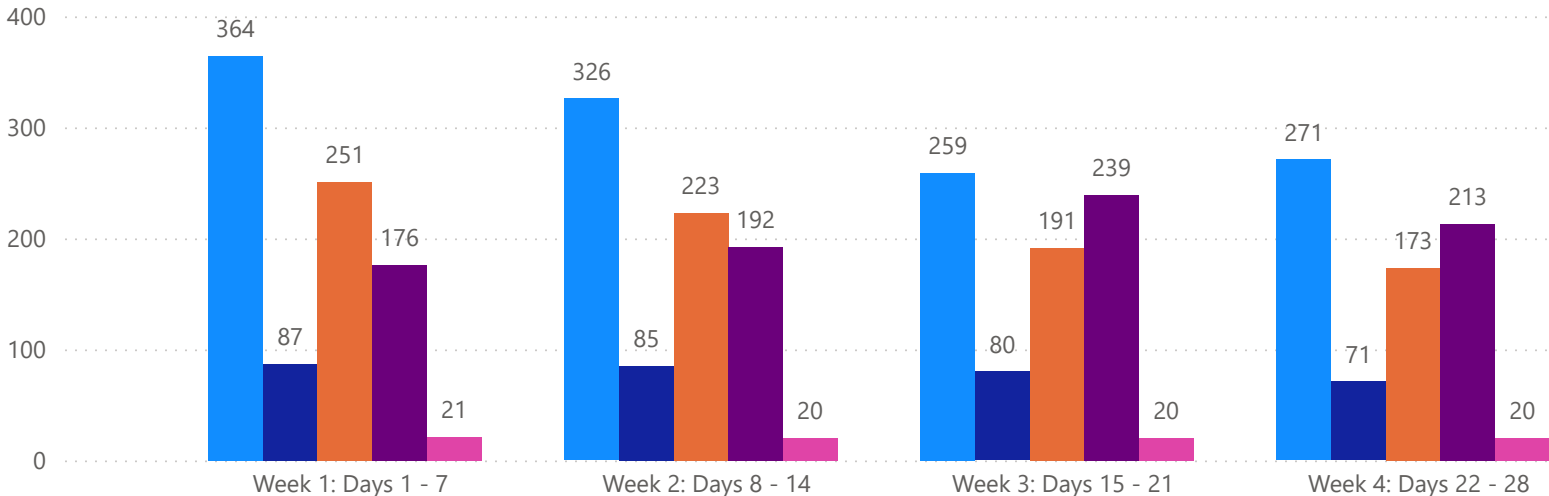
SUNCOAST TAMPA
— ASSOCIATION OF —
REALTORS®

4 WEEK REAL ESTATE MARKET REPORT

PINELLAS COUNTY - SINGLE FAMILY HOME

9/11/2025

MLS Status ● Active ● Canceled ● Pending ● Sold ● Temporarily Off-Market



All data is current as of today, though some MLS statuses may have changed from prior days.

TOTALS

MLS Status	4 Week Total
Active	1220
Canceled	323
Pending	838
Sold	820
Temporarily Off-Market	81

DAILY MARKET CHANGE

Category	Sum of Pinellas
Back on the Market	8
New Listings	58
Price Decrease	66
Price Increase	1

*Back on Market can be from these sources - Pending, Temp Off Market, Cancelled and Expired Listing)

7 DAY SOLD COMPARISON

Closed Prior Year	Volume	Count	Closed Prior Year	Volume	Count
Thursday, September 11, 2025	\$7,570,480	18	Tuesday, September 10, 2024	\$17,274,050	25
Wednesday, September 10, 2025	\$15,843,160	28	Monday, September 09, 2024	\$18,677,700	33
Tuesday, September 09, 2025	\$12,023,800	18	Saturday, September 07, 2024	\$1,936,300	3
Monday, September 08, 2025	\$21,021,000	43	Friday, September 06, 2024	\$30,300,170	53
Saturday, September 06, 2025	\$1,605,000	3	Thursday, September 05, 2024	\$11,520,445	26
Friday, September 05, 2025	\$43,421,100	66	Wednesday, September 04, 2024	\$15,677,000	28
Total	\$101,484,540	176	Total	\$95,385,665	168

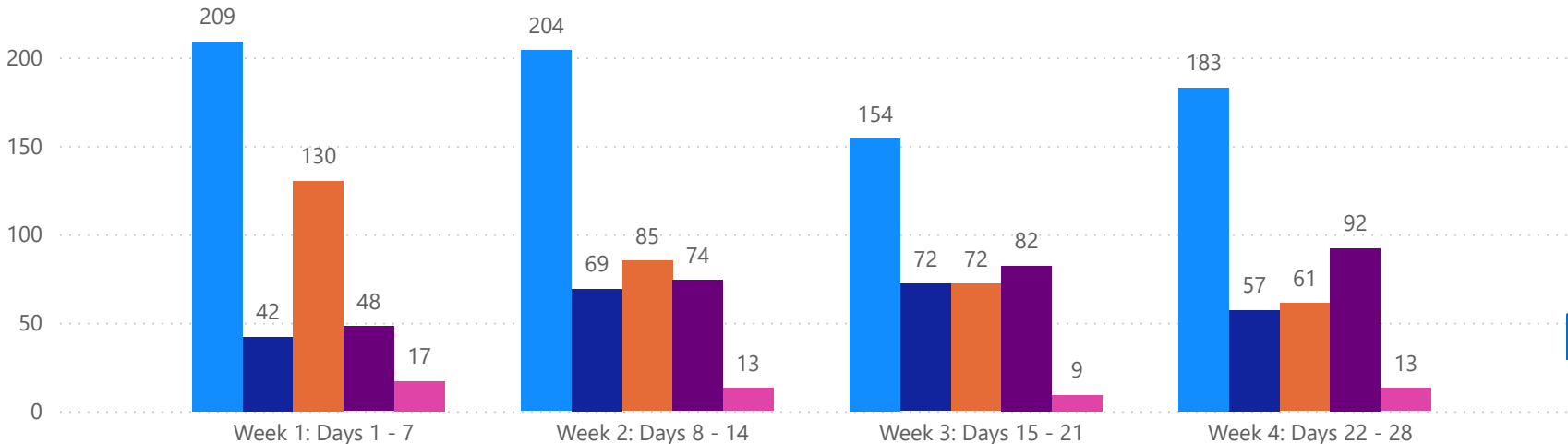
SUNCOAST TAMPA
— ASSOCIATION OF —
REALTORS®

4 WEEK REAL ESTATE MARKET REPORT

PINELLAS COUNTY - CONDO

9/11/2025

MLSStatus ● Active ● Canceled ● Pending ● Sold ● Temporarily Off-Market



All data is current as of today, though some MLS statuses may have changed from prior days.

TOTALS

MLS Status	4 Week Total
Active	750
Canceled	240
Pending	348
Sold	296
Temporarily Off-Market	52

DAILY MARKET CHANGE

Category	Sum of Pinellas
Back on the Market	7
New Listings	29
Price Decrease	35
Price Increase	2

*Back on Market can be from these sources - Pending, Temp Off Market, Cancelled and Expired Listing)

7 DAY SOLD COMPARISON

Closed Prior Year	Volume	Count	Closed Prior Year	Volume	Count
Thursday, September 11, 2025	\$2,578,000	8	Tuesday, September 10, 2024	\$4,614,750	8
Wednesday, September 10, 2025	\$2,084,000	9	Monday, September 09, 2024	\$2,229,900	10
Tuesday, September 09, 2025	\$4,447,999	6	Sunday, September 08, 2024	\$179,500	1
Monday, September 08, 2025	\$1,533,000	9	Friday, September 06, 2024	\$3,168,000	8
Friday, September 05, 2025	\$4,295,500	16	Thursday, September 05, 2024	\$5,838,000	12
Total	\$14,938,499	48	Wednesday, September 04, 2024	\$1,604,000	6
			Total	\$17,634,150	45

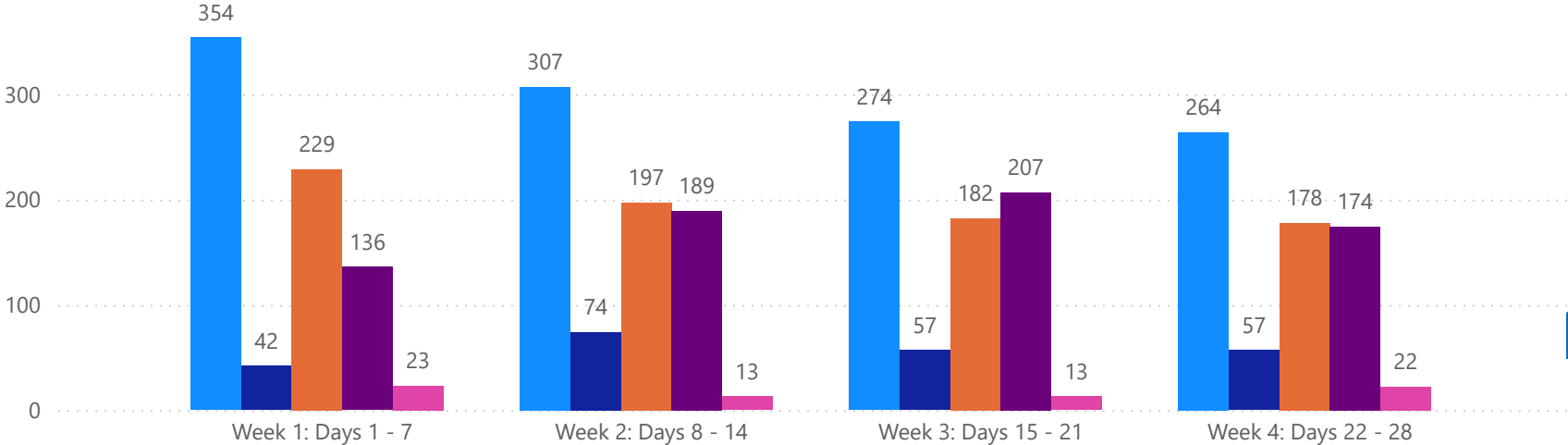
SUNCOAST TAMPA
— ASSOCIATION OF —
REALTORS®

4 WEEK REAL ESTATE MARKET REPORT

PASCO COUNTY - SINGLE FAMILY HOME

9/11/2025

MLSStatus ● Active ● Canceled ● Pending ● Sold ● Temporarily Off-Market



All data is current as of today, though some MLS statuses may have changed from prior days.

TOTALS

MLS Status	4 Week Total
Active	1199
Canceled	230
Pending	786
Sold	706
Temporarily Off-Market	71

DAILY MARKET CHANGE

Category	Sum of Pasco
Back on the Market	7
New Listings	69
Price Decrease	109
Price Increase	22

*Back on Market can be from these sources - Pending, Temp Off Market, Cancelled and Expired Listing)

7 DAY SOLD COMPARISON

Closed Prior Year	Volume	Count	Closed Prior Year	Volume	Count
Thursday, September 11, 2025	\$2,451,490	7	Tuesday, September 10, 2024	\$4,574,419	13
Wednesday, September 10, 2025	\$8,343,940	18	Monday, September 09, 2024	\$12,388,215	28
Tuesday, September 09, 2025	\$10,400,888	25	Sunday, September 08, 2024	\$770,000	2
Monday, September 08, 2025	\$11,683,889	31	Saturday, September 07, 2024	\$1,359,490	4
Saturday, September 06, 2025	\$819,000	2	Friday, September 06, 2024	\$20,099,162	55
Friday, September 05, 2025	\$21,456,299	53	Thursday, September 05, 2024	\$12,368,267	31
Total	\$55,155,506	136	Wednesday, September 04, 2024	\$10,829,605	27
			Total	\$62,389,158	160

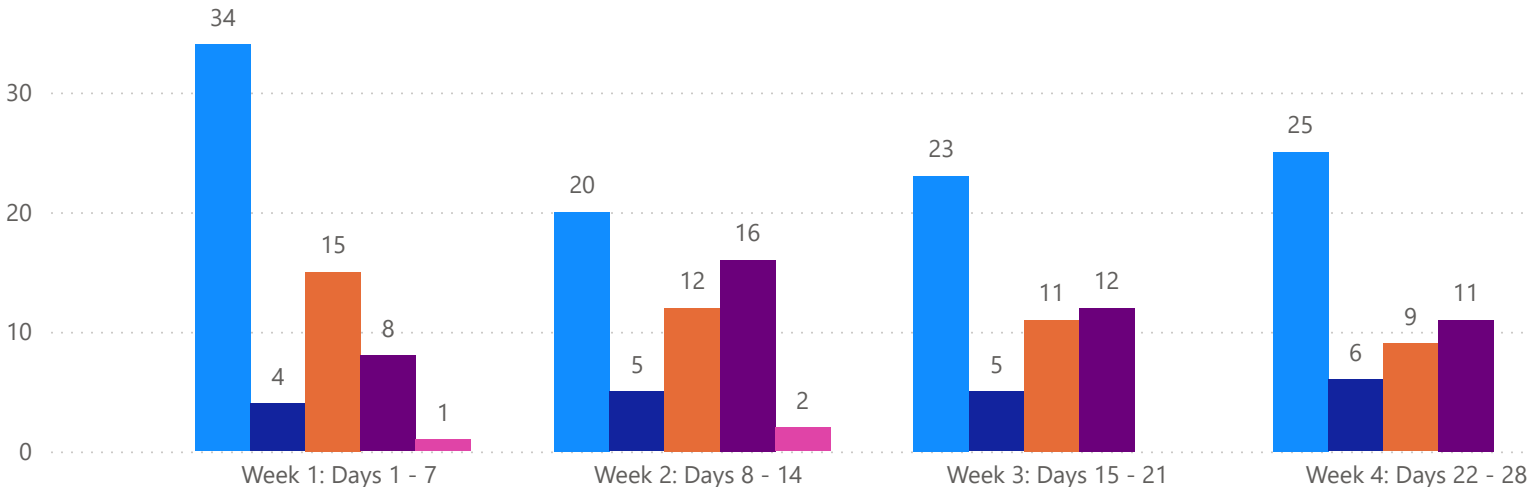
SUNCOAST TAMPA
— ASSOCIATION OF —
REALTORS®

4 WEEK REAL ESTATE MARKET REPORT

PASCO COUNTY - CONDO

9/11/2025

MLSStatus ● Active ● Canceled ● Pending ● Sold ● Temporarily Off-Market



All data is current as of today, though some MLS statuses may have changed from prior days.

TOTALS

MLS Status	4 Week Total
Active	102
Canceled	20
Pending	47
Sold	47
Temporarily Off-Market	3

DAILY MARKET CHANGE

Category	Sum of Pasco
Back on the Market	1
New Listings	6
Price Decrease	9
Price Increase	0

*Back on Market can be from these sources - Pending, Temp Off Market, Cancelled and Expired Listing)

7 DAY SOLD COMPARISON

Closed Prior Year	Volume	Count
Thursday, September 11, 2025	\$507,000	2
Tuesday, September 09, 2025	\$298,000	2
Monday, September 08, 2025	\$313,000	3
Friday, September 05, 2025	\$145,000	1
Total	\$1,263,000	8

Closed Prior Year	Volume	Count
Monday, September 09, 2024	\$242,000	2
Friday, September 06, 2024	\$498,000	3
Thursday, September 05, 2024	\$164,000	1
Wednesday, September 04, 2024	\$389,000	2
Total	\$1,293,000	8

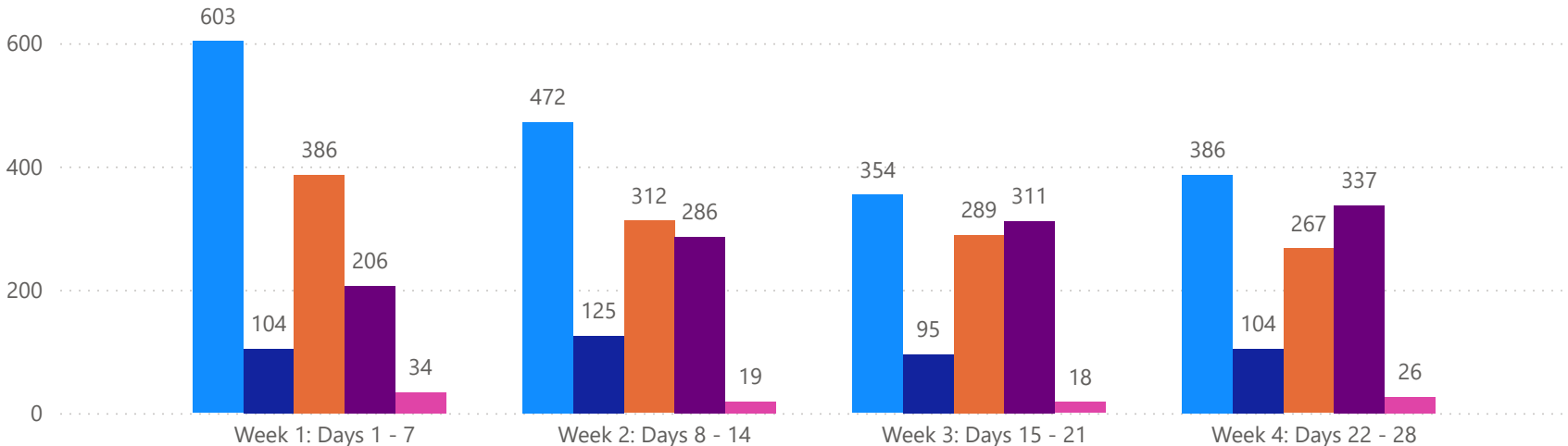
SUNCOAST TAMPA
— ASSOCIATION OF —
REALTORS®

4 WEEK REAL ESTATE MARKET REPORT

HILLSBOROUGH COUNTY - SINGLE FAMILY HOME

9/11/2025

MLS Status ● Active ● Canceled ● Pending ● Sold ● Temporarily Off-Market



All data is current as of today, though some MLS statuses may have changed from prior days.

TOTALS

MLS Status	4 Week Total
Active	1815
Canceled	428
Pending	1254
Sold	1140
Temporarily Off-Market	97

DAILY MARKET CHANGE

Category	Sum of Hillsborough	*Back on Market can be from these sources - Pending, Temp Off Market, Cancelled and Expired Listing)
Back on the Market	13	
New Listings	91	
Price Decrease	130	
Price Increase	7	

7 DAY SOLD COMPARISON

Closed Prior Year	Volume	Count	Closed Prior Year	Volume	Count
Thursday, September 11, 2025	\$8,096,842	16	Tuesday, September 10, 2024	\$16,172,510	33
Wednesday, September 10, 2025	\$17,794,030	32	Monday, September 09, 2024	\$29,686,330	49
Tuesday, September 09, 2025	\$13,559,356	24	Sunday, September 08, 2024	\$1,195,000	2
Monday, September 08, 2025	\$24,032,274	47	Friday, September 06, 2024	\$40,487,262	78
Saturday, September 06, 2025	\$2,040,900	3	Thursday, September 05, 2024	\$27,198,365	41
Friday, September 05, 2025	\$47,070,814	84	Wednesday, September 04, 2024	\$17,849,099	34
Total	\$112,594,216	206	Total	\$132,588,566	237

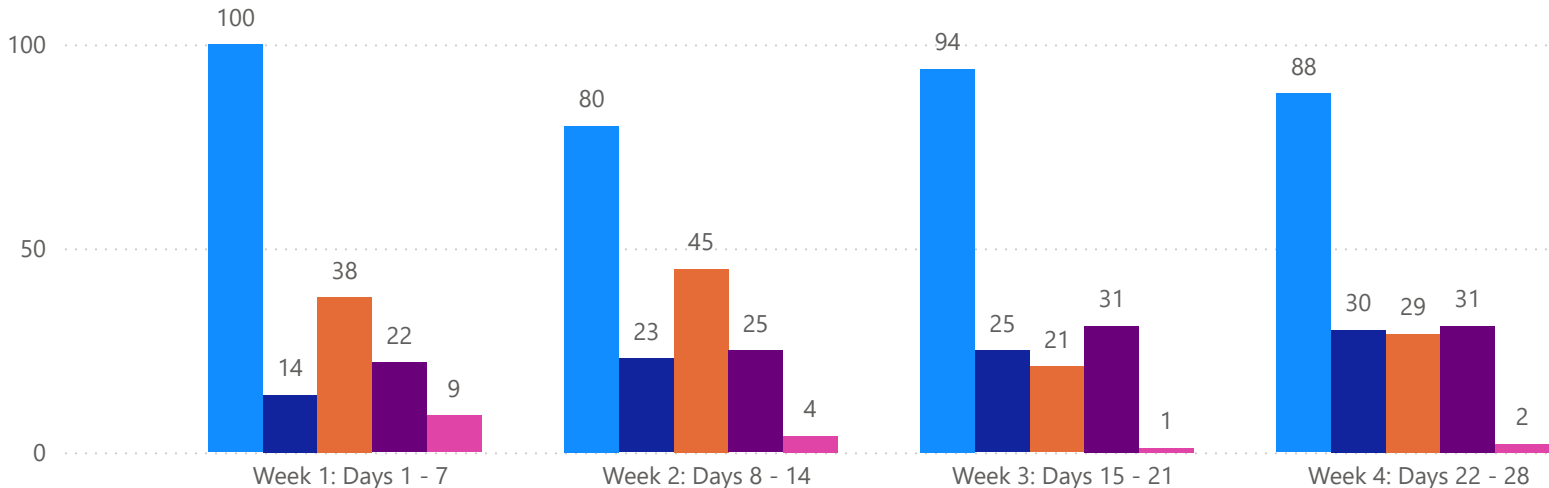
SUNCOAST TAMPA
— ASSOCIATION OF —
REALTORS®

4 WEEK REAL ESTATE MARKET REPORT

HILLSBOROUGH COUNTY - CONDO

9/11/2025

MLS Status ● Active ● Canceled ● Pending ● Sold ● Temporarily Off-Market



All data is current as of today, though some MLS statuses may have changed from prior days.

TOTALS

MLS Status	4 Week Total
Active	362
Canceled	92
Pending	133
Sold	109
Temporarily Off-Market	16

DAILY MARKET CHANGE

Category	Sum of Hillsborough
Back on the Market	2
New Listings	18
Price Decrease	14
Price Increase	0

*Back on Market can be from these sources - Pending, Temp Off Market, Cancelled and Expired Listing)

7 DAY SOLD COMPARISON

Closed Prior Year	Volume	Count	Closed Prior Year	Volume	Count
Thursday, September 11, 2025	\$254,000	1	Tuesday, September 10, 2024	\$1,264,900	6
Wednesday, September 10, 2025	\$2,227,500	7	Monday, September 09, 2024	\$1,527,999	6
Tuesday, September 09, 2025	\$1,240,000	5	Friday, September 06, 2024	\$4,672,500	5
Monday, September 08, 2025	\$399,750	2	Thursday, September 05, 2024	\$1,899,000	3
Friday, September 05, 2025	\$1,321,000	7	Wednesday, September 04, 2024	\$623,000	3
Total	\$5,442,250	22	Total	\$9,987,399	23

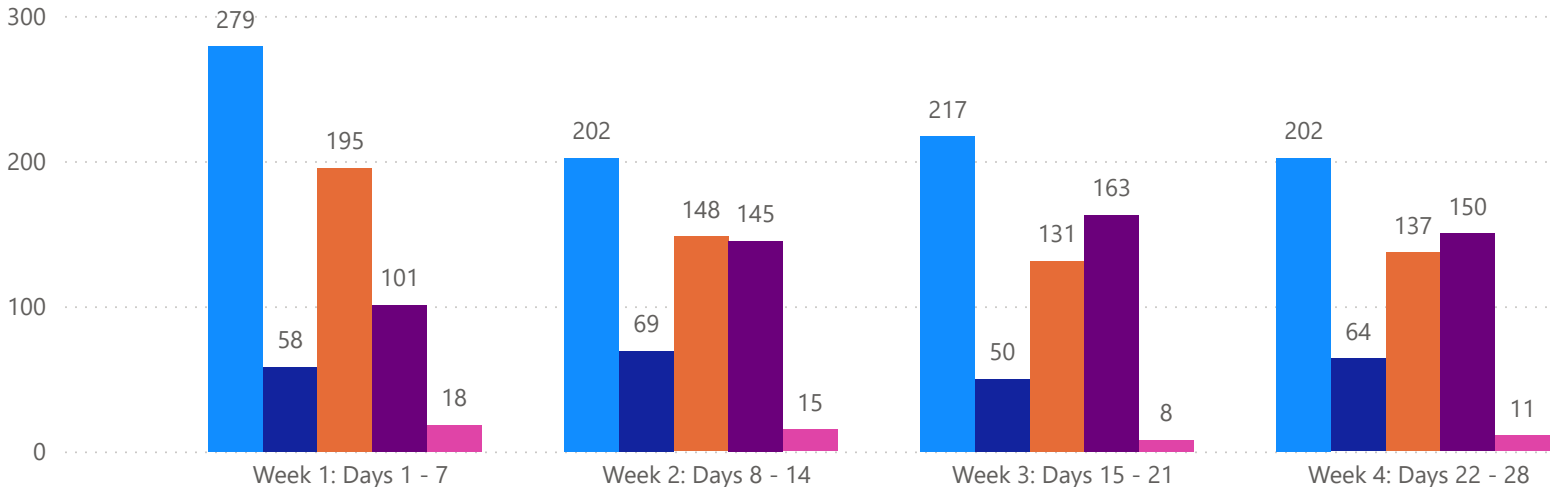
SUNCOAST TAMPA
— ASSOCIATION OF —
REALTORS®

4 WEEK REAL ESTATE MARKET REPORT

SARASOTA COUNTY - SINGLE FAMILY HOME

9/11/2025

MLS Status ● Active ● Canceled ● Pending ● Sold ● Temporarily Off-Market



All data is current as of today, though some MLS statuses may have changed from prior days.

TOTALS

MLS Status	4 Week Total
Active	900
Canceled	241
Pending	611
Sold	559
Temporarily Off-Market	52

DAILY MARKET CHANGE

Category	Sum of Sarasota
Back on the Market	7
New Listings	32
Price Decrease	45
Price Increase	5

*Back on Market can be from these sources - Pending, Temp Off Market, Cancelled and Expired Listing)

7 DAY SOLD COMPARISON

Closed Prior Year	Volume	Count	Closed Prior Year	Volume	Count
Thursday, September 11, 2025	\$3,252,400	6	Tuesday, September 10, 2024	\$7,531,085	16
Wednesday, September 10, 2025	\$9,544,700	18	Monday, September 09, 2024	\$12,171,800	17
Tuesday, September 09, 2025	\$7,293,030	14	Friday, September 06, 2024	\$15,111,790	26
Monday, September 08, 2025	\$15,291,458	21	Thursday, September 05, 2024	\$16,278,186	27
Saturday, September 06, 2025	\$614,000	2	Wednesday, September 04, 2024	\$6,380,361	14
Friday, September 05, 2025	\$29,111,609	40	Total	\$57,473,222	100
Total	\$65,107,197	101			

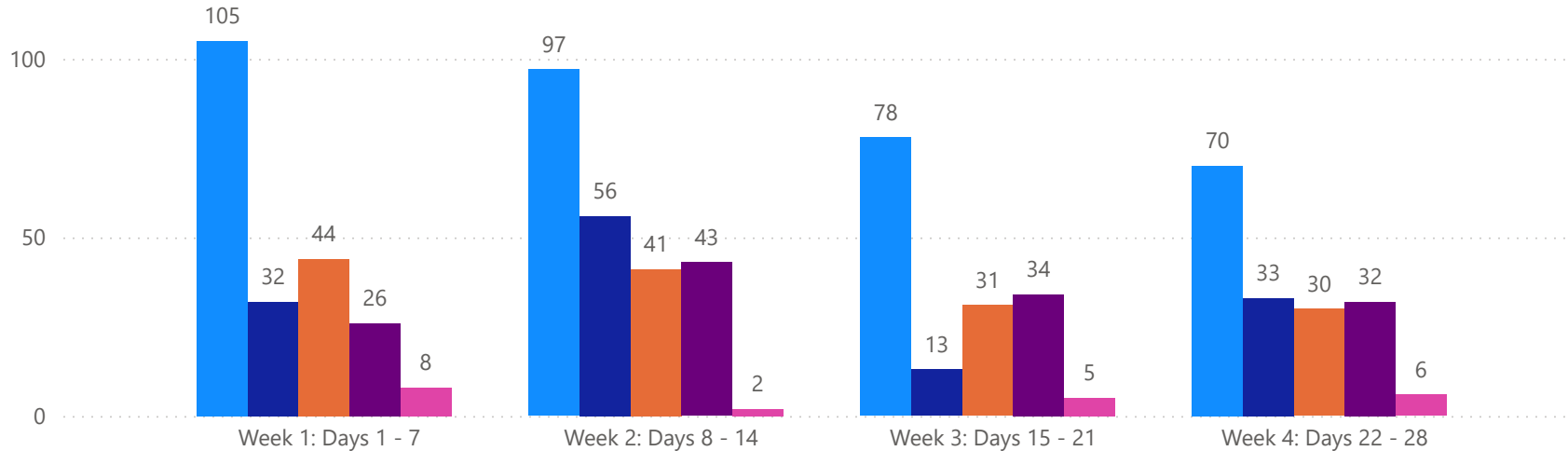
SUNCOAST TAMPA
— ASSOCIATION OF —
REALTORS®

4 WEEK REAL ESTATE MARKET REPORT

SARASOTA COUNTY - CONDO

9/11/2025

MLSStatus ● Active ● Canceled ● Pending ● Sold ● Temporarily Off-Market



All data is current as of today, though some MLS statuses may have changed from prior days.

TOTALS

MLS Status	4 Week Total
Active	350
Canceled	134
Pending	146
Sold	135
Temporarily Off-Market	21

DAILY MARKET CHANGE

Category	Sum of Sarasota
Back on the Market	0
New Listings	10
Price Decrease	6
Price Increase	0

*Back on Market can be from these sources - Pending, Temp Off Market, Cancelled and Expired Listing)

7 DAY SOLD COMPARISON

Closed Prior Year	Volume	Count	Closed Prior Year	Volume	Count
Thursday, September 11, 2025	\$760,000	2	Tuesday, September 10, 2024	\$3,289,000	6
Wednesday, September 10, 2025	\$1,939,997	6	Monday, September 09, 2024	\$13,540,500	10
Tuesday, September 09, 2025	\$3,753,000	7	Friday, September 06, 2024	\$3,392,000	8
Monday, September 08, 2025	\$5,381,650	3	Thursday, September 05, 2024	\$5,020,000	7
Saturday, September 06, 2025	\$1,400,000	1	Wednesday, September 04, 2024	\$4,743,400	6
Friday, September 05, 2025	\$3,543,000	7	Total	\$29,984,900	37
Total	\$16,777,647	26			

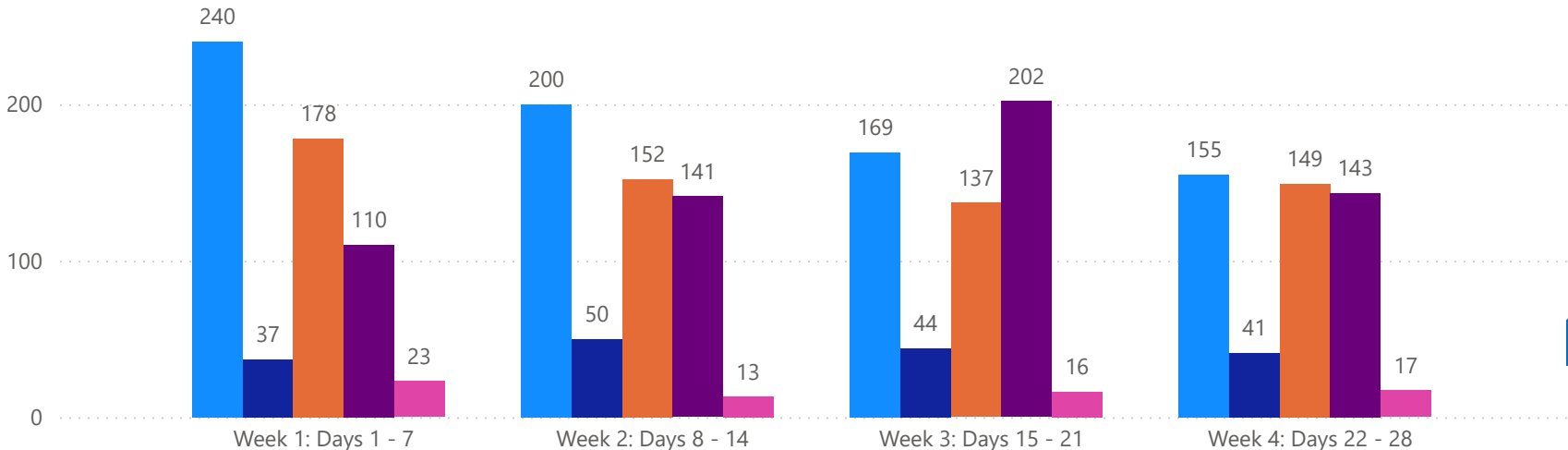
SUNCOAST TAMPA
— ASSOCIATION OF —
REALTORS®

4 WEEK REAL ESTATE MARKET REPORT

MANATEE COUNTY - SINGLE FAMILY HOME

9/11/2025

MLS Status ● Active ● Canceled ● Pending ● Sold ● Temporarily Off-Market



All data is current as of today, though some MLS statuses may have changed from prior days.

TOTALS

MLS Status	4 Week Total
Active	764
Canceled	172
Pending	616
Sold	596
Temporarily Off-Market	69

DAILY MARKET CHANGE

Category	Sum of Manatee
Back on the Market	8
New Listings	34
Price Decrease	33
Price Increase	9

*Back on Market can be from these sources - Pending, Temp Off Market, Cancelled and Expired Listing)

7 DAY SOLD COMPARISON

Closed Prior Year	Volume	Count	Closed Prior Year	Volume	Count
Thursday, September 11, 2025	\$9,427,150	11	Tuesday, September 10, 2024	\$12,661,800	19
Wednesday, September 10, 2025	\$12,596,600	18	Monday, September 09, 2024	\$12,710,105	22
Tuesday, September 09, 2025	\$8,494,220	17	Sunday, September 08, 2024	\$658,000	1
Monday, September 08, 2025	\$16,201,740	23	Saturday, September 07, 2024	\$371,230	1
Friday, September 05, 2025	\$19,744,003	41	Friday, September 06, 2024	\$19,420,047	33
Total	\$66,463,713	110	Thursday, September 05, 2024	\$12,257,344	21
			Wednesday, September 04, 2024	\$5,661,320	9
			Total	\$63,739,846	106

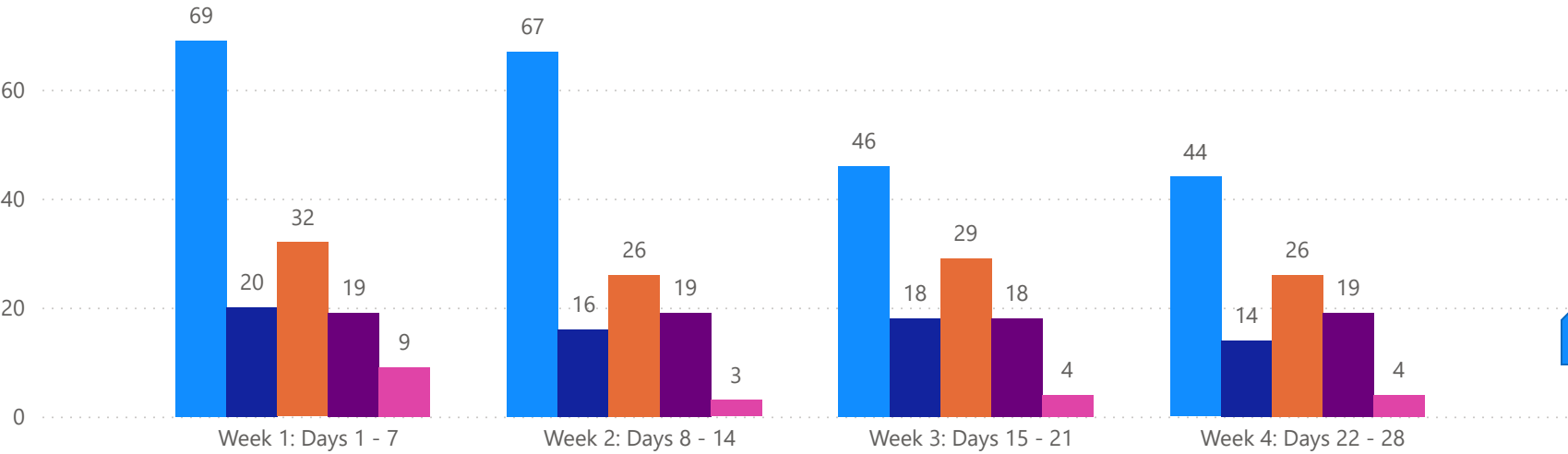
SUNCOAST TAMPA
— ASSOCIATION OF —
REALTORS®

4 WEEK REAL ESTATE MARKET REPORT

MANATEE COUNTY - CONDO

9/11/2025

MLSStatus ● Active ● Canceled ● Pending ● Sold ● Temporarily Off-Market



TOTALS

MLS Status	4 Week Total
Active	226
Canceled	68
Pending	113
Sold	75
Temporarily Off-Market	20

DAILY MARKET CHANGE

Category	Sum of Manatee
Back on the Market	1
New Listings	13
Price Decrease	8
Price Increase	0

*Back on Market can be from these sources - Pending, Temp Off Market, Cancelled and Expired Listing)

7 DAY SOLD COMPARISON

Closed Prior Year	Volume	Count	Closed Prior Year	Volume	Count
Thursday, September 11, 2025	\$475,000	2	Tuesday, September 10, 2024	\$1,083,500	4
Wednesday, September 10, 2025	\$185,000	1	Monday, September 09, 2024	\$476,400	2
Tuesday, September 09, 2025	\$3,287,500	7	Friday, September 06, 2024	\$2,917,500	7
Monday, September 08, 2025	\$1,180,000	4	Thursday, September 05, 2024	\$552,500	2
Friday, September 05, 2025	\$1,236,000	5	Wednesday, September 04, 2024	\$1,590,000	4
Total	\$6,363,500	19	Total	\$6,619,900	19

SUNCOAST TAMPA
— ASSOCIATION OF —
REALTORS®