



4 WEEK REAL ESTATE MARKET REPORT

Wednesday, September 24, 2025

As of: Thursday, September 25, 2025

- 1 Report Breakdown
- 2 Cumulative Tampa Bay Report - Single Family Home
- 3 Cumulative Tampa Bay Report - Condominium
- 4 Pinellas County - Single Family Home
- 5 Pinellas County - Condominium
- 6 Pasco County - Single Family Home
- 7 Pasco County - Condominium
- 8 Hillsborough County - Single Family Home
- 9 Hillsborough County - Condominium
- 10 Sarasota County - Single Family Home
- 11 Sarasota County - Condominium
- 12 Manatee County - Single Family Home
- 13 Manatee County - Condominium

4 WEEK REAL ESTATE MARKET REPORT

REPORT BREAKDOWN

Wednesday, September 24, 2025



as of: 9/25/2025

Day 1	Wednesday, September 24, 2025
Day 2	Tuesday, September 23, 2025
Day 3	Monday, September 22, 2025
Day 4	Sunday, September 21, 2025
Day 5	Saturday, September 20, 2025
Day 6	Thursday, September 25, 2025
Day 7	Wednesday, September 24, 2025
Day 8	Tuesday, September 23, 2025
Day 9	Monday, September 22, 2025
Day 10	Sunday, September 21, 2025
Day 11	Saturday, September 20, 2025
Day 12	Friday, September 19, 2025
Day 13	Thursday, September 18, 2025
Day 14	Wednesday, September 17, 2025
Day 15	Tuesday, September 16, 2025
Day 16	Monday, September 15, 2025
Day 17	Sunday, September 14, 2025
Day 18	Saturday, September 13, 2025
Day 19	Friday, September 12, 2025
Day 20	Thursday, September 11, 2025
Day 21	Wednesday, September 10, 2025
Day 22	Tuesday, September 9, 2025
Day 23	Monday, September 8, 2025
Day 24	Sunday, September 7, 2025
Day 25	Saturday, September 6, 2025
Day 26	Friday, September 5, 2025
Day 27	Thursday, September 4, 2025
Day 28	Wednesday, September 3, 2025

REPORT BREAKDOWN

GRAPH:

Active - Newly listed during the date range

Pending - Status changed to 'pending' during the date range

Sold - Closed during the date range

Canceled - Canceled during the date range

Temp off Market - Status changed to 'temp' off market' during the date range

The date ranges are not cumulative.

Day 1: Wednesday, September 24, 2025

Day 28: Wednesday, September 3, 2025

TOTALS:

4 Weeks: The summation of each date range (Day 1 - Day 28)

Market Changes

Day 1's New Listings, Price Increase, Price Decreases and Back on Market

Manatee County - Single Family Home

7 Day Sold Comparison

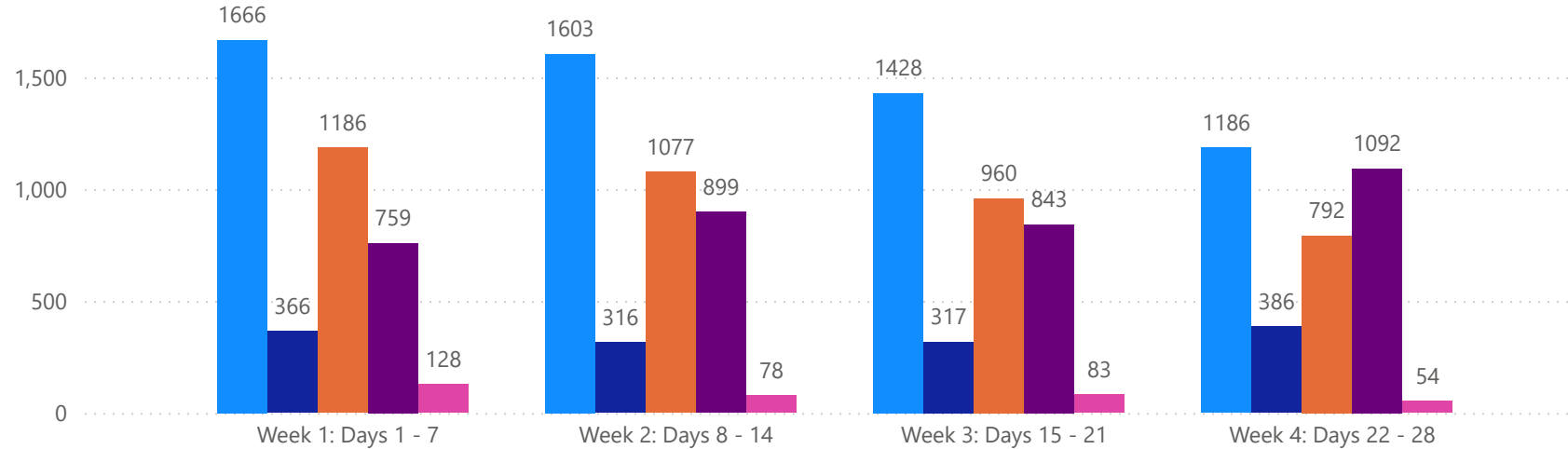
Compares the sold amount and volume in the last 7 days against the same timeframe in the prior year and days 8 - days 14.

4 WEEK REAL ESTATE MARKET REPORT

TAMPA BAY - SINGLE FAMILY HOME

9/24/2025

MLSStatus ● Active ● Canceled ● Pending ● Sold ● Temporarily Off-Market



All data is current as of today, though some MLS statuses may have changed from prior days.

TOTALS

MLS Status	4 Week Total
Active	5883
Canceled	1385
Pending	4015
Sold	3593
Temporarily Off-Market	343

DAILY MARKET CHANGE

Category	Sum of Total
Back on the Market	76
New Listings	271
Price Decrease	436
Price Increase	26

*Back on Market can be from these sources - Pending, Temp Off Market, Cancelled and Expired Listing)

7 DAY SOLD COMPARISON

Closed Prior Year	Volume	Count	Closed Prior Year	Volume	Count
Wednesday, September 24, 2025	\$40,079,650	68	Monday, September 23, 2024	\$88,860,309	167
Tuesday, September 23, 2025	\$58,364,408	103	Sunday, September 22, 2024	\$1,026,374	3
Monday, September 22, 2025	\$82,462,427	152	Saturday, September 21, 2024	\$2,104,890	4
Sunday, September 21, 2025	\$205,000	1	Friday, September 20, 2024	\$166,228,038	286
Saturday, September 20, 2025	\$2,796,310	6	Thursday, September 19, 2024	\$72,284,376	133
Friday, September 19, 2025	\$148,026,625	280	Wednesday, September 18, 2024	\$79,642,368	147
Thursday, September 18, 2025	\$78,499,731	149	Tuesday, September 17, 2024	\$73,494,878	120
Total	\$410,434,151	759	Total	\$483,641,233	860

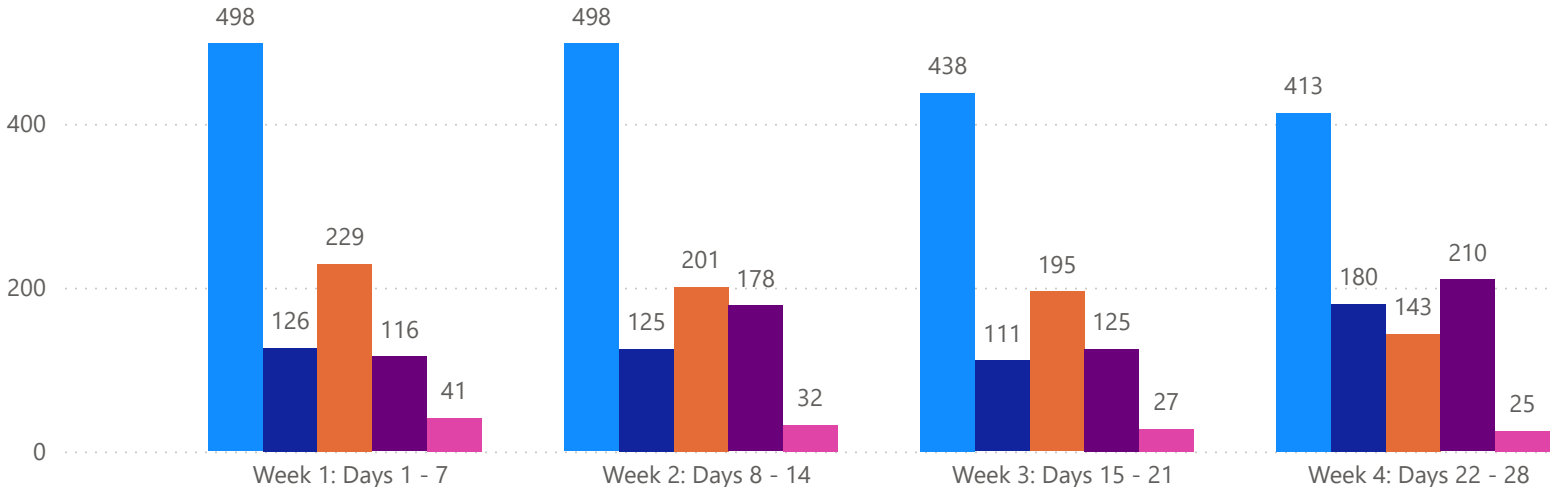
SUNCOAST TAMPA
— ASSOCIATION OF —
REALTORS®

4 WEEK REAL ESTATE MARKET REPORT

TAMPA BAY - CONDO

9/24/2025

MLSStatus ● Active ● Canceled ● Pending ● Sold ● Temporarily Off-Market



All data is current as of today, though some MLS statuses may have changed from prior days.

TOTALS

MLS Status	4 Week Total
Active	1847
Canceled	542
Pending	768
Sold	629
Temporarily Off-Market	125

DAILY MARKET CHANGE

Category	Sum of Total
Back on the Market	17
New Listings	71
Price Decrease	74
Price Increase	4

*Back on Market can be from these sources - Pending, Temp Off Market, Cancelled and Expired Listing)

7 DAY SOLD COMPARISON

Closed Prior Year	Volume	Count	Closed Prior Year	Volume	Count
Wednesday, September 24, 2025	\$4,580,000	10	Monday, September 23, 2024	\$38,899,850	23
Tuesday, September 23, 2025	\$6,294,909	25	Friday, September 20, 2024	\$58,621,050	65
Monday, September 22, 2025	\$4,549,785	12	Thursday, September 19, 2024	\$84,852,737	35
Saturday, September 20, 2025	\$235,000	1	Wednesday, September 18, 2024	\$7,900,000	14
Friday, September 19, 2025	\$13,814,700	45	Tuesday, September 17, 2024	\$13,217,300	24
Thursday, September 18, 2025	\$10,459,490	23	Total	\$203,490,937	161
Total	\$39,933,884	116			

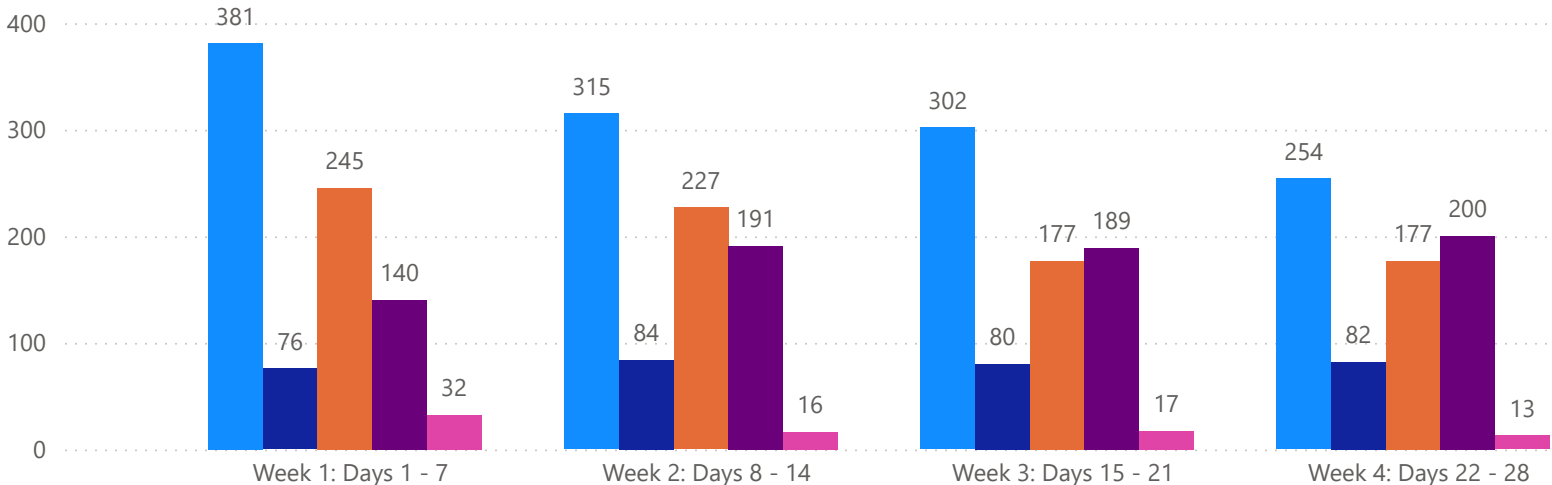
SUNCOAST TAMPA
— ASSOCIATION OF —
REALTORS®

4 WEEK REAL ESTATE MARKET REPORT

PINELLAS COUNTY - SINGLE FAMILY HOME

9/24/2025

MLSStatus ● Active ● Canceled ● Pending ● Sold ● Temporarily Off-Market



All data is current as of today, though some MLS statuses may have changed from prior days.

TOTALS

MLS Status	4 Week Total
Active	1252
Canceled	322
Pending	826
Sold	720
Temporarily Off-Market	78

DAILY MARKET CHANGE

Category	Sum of Pinellas
Back on the Market	23
New Listings	75
Price Decrease	94
Price Increase	5

*Back on Market can be from these sources - Pending, Temp Off Market, Cancelled and Expired Listing)

7 DAY SOLD COMPARISON

Closed Prior Year	Volume	Count	Closed Prior Year	Volume	Count
Wednesday, September 24, 2025	\$7,053,500	12	Monday, September 23, 2024	\$19,207,490	33
Tuesday, September 23, 2025	\$9,692,550	18	Sunday, September 22, 2024	\$655,000	2
Monday, September 22, 2025	\$17,913,240	28	Friday, September 20, 2024	\$32,680,071	53
Saturday, September 20, 2025	\$445,000	1	Thursday, September 19, 2024	\$18,071,095	29
Friday, September 19, 2025	\$32,128,000	51	Wednesday, September 18, 2024	\$14,469,800	25
Thursday, September 18, 2025	\$16,319,400	30	Tuesday, September 17, 2024	\$18,896,500	26
Total	\$83,551,690	140	Total	\$103,979,956	168

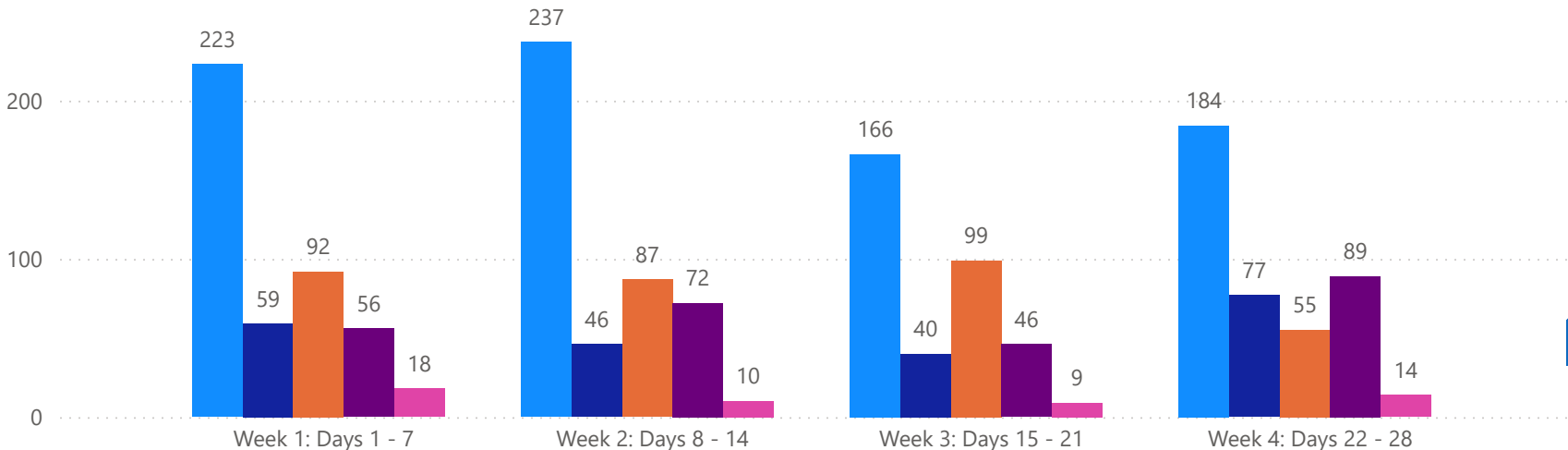
SUNCOAST TAMPA
— ASSOCIATION OF —
REALTORS®

4 WEEK REAL ESTATE MARKET REPORT

PINELLAS COUNTY - CONDO

9/24/2025

MLSStatus ● Active ● Canceled ● Pending ● Sold ● Temporarily Off-Market



All data is current as of today, though some MLS statuses may have changed from prior days.

TOTALS

MLS Status	4 Week Total
Active	810
Canceled	222
Pending	333
Sold	263
Temporarily Off-Market	51

DAILY MARKET CHANGE

Category	Sum of Pinellas
Back on the Market	6
New Listings	31
Price Decrease	36
Price Increase	0

*Back on Market can be from these sources - Pending, Temp Off Market, Cancelled and Expired Listing)

7 DAY SOLD COMPARISON

Closed Prior Year	Volume	Count	Closed Prior Year	Volume	Count
Wednesday, September 24, 2025	\$3,320,000	7	Monday, September 23, 2024	\$3,415,000	10
Tuesday, September 23, 2025	\$4,034,800	15	Friday, September 20, 2024	\$10,285,200	30
Monday, September 22, 2025	\$1,501,500	5	Thursday, September 19, 2024	\$4,861,777	7
Friday, September 19, 2025	\$5,410,300	19	Wednesday, September 18, 2024	\$6,045,000	8
Thursday, September 18, 2025	\$3,601,990	10	Tuesday, September 17, 2024	\$10,075,400	14
Total	\$17,868,590	56	Total	\$34,682,377	69

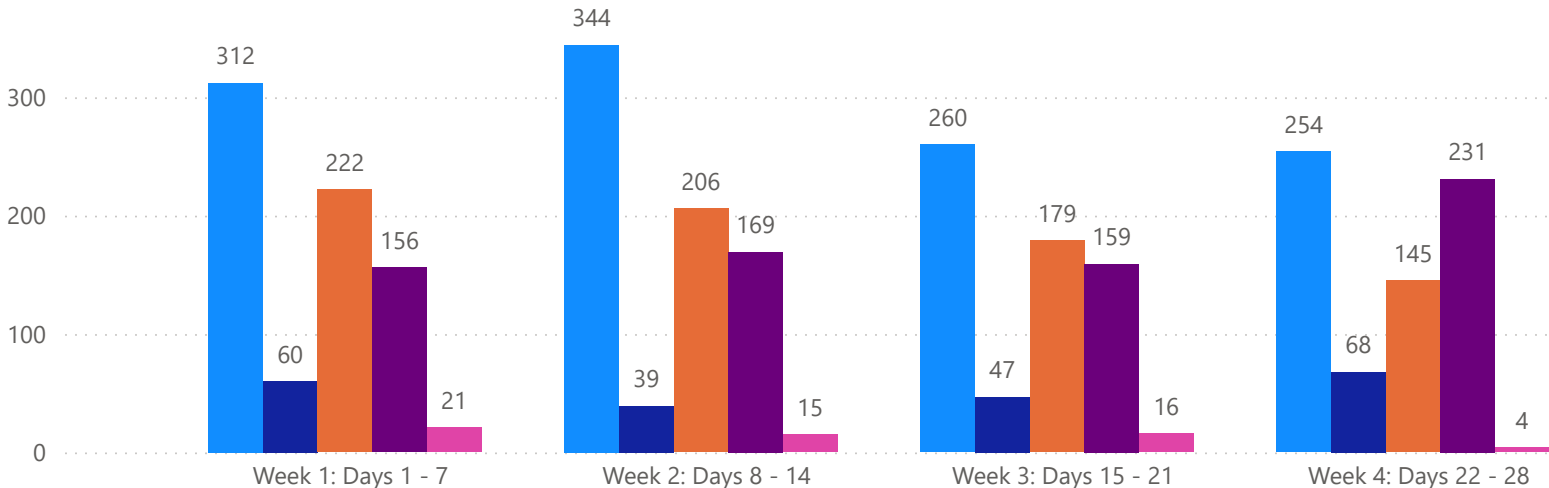
SUNCOAST TAMPA
— ASSOCIATION OF —
REALTORS®

4 WEEK REAL ESTATE MARKET REPORT

PASCO COUNTY - SINGLE FAMILY HOME

9/24/2025

MLSStatus ● Active ● Canceled ● Pending ● Sold ● Temporarily Off-Market



All data is current as of today, though some MLS statuses may have changed from prior days.

TOTALS

MLS Status	4 Week Total
Active	1170
Canceled	214
Pending	752
Sold	715
Temporarily Off-Market	56

DAILY MARKET CHANGE

Category	Sum of Pasco
Back on the Market	12
New Listings	51
Price Decrease	87
Price Increase	2

*Back on Market can be from these sources - Pending, Temp Off Market, Cancelled and Expired Listing)

7 DAY SOLD COMPARISON

Closed Prior Year	Volume	Count	Closed Prior Year	Volume	Count
Wednesday, September 24, 2025	\$3,523,000	12	Monday, September 23, 2024	\$9,546,279	24
Tuesday, September 23, 2025	\$9,322,200	27	Sunday, September 22, 2024	\$371,374	1
Monday, September 22, 2025	\$10,587,059	26	Saturday, September 21, 2024	\$1,229,990	2
Sunday, September 21, 2025	\$205,000	1	Friday, September 20, 2024	\$20,711,356	53
Saturday, September 20, 2025	\$1,362,330	3	Thursday, September 19, 2024	\$11,240,835	26
Friday, September 19, 2025	\$23,256,199	56	Wednesday, September 18, 2024	\$15,090,149	36
Thursday, September 18, 2025	\$12,513,960	31	Tuesday, September 17, 2024	\$9,510,033	22
Total	\$60,769,748	156	Total	\$67,700,016	164

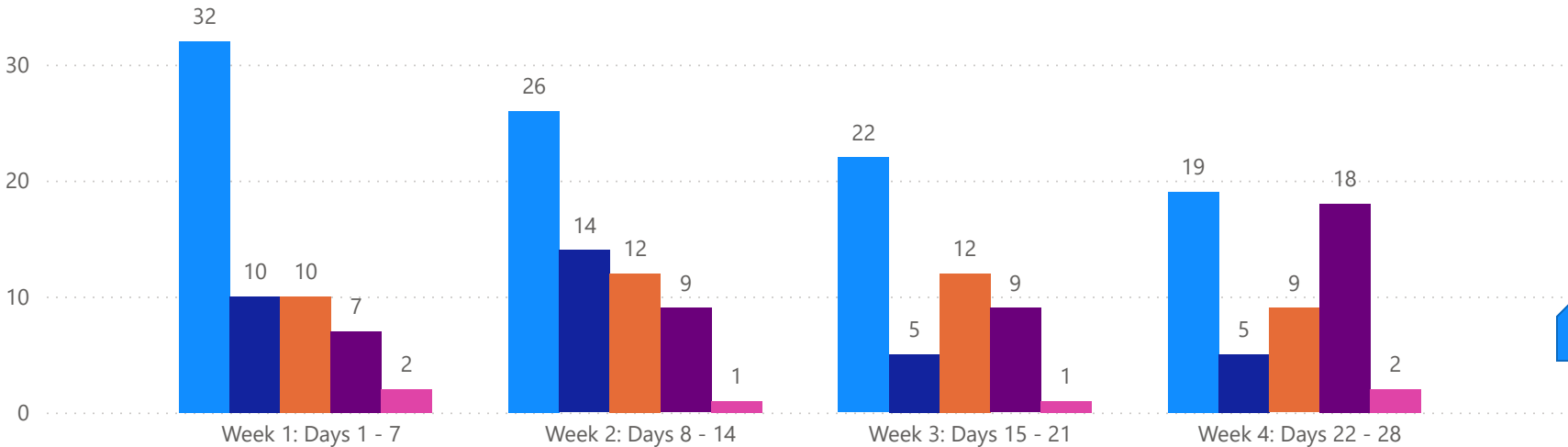
SUNCOAST TAMPA
— ASSOCIATION OF —
REALTORS®

4 WEEK REAL ESTATE MARKET REPORT

PASCO COUNTY - CONDO

9/24/2025

MLS Status ● Active ● Canceled ● Pending ● Sold ● Temporarily Off-Market



All data is current as of today, though some MLS statuses may have changed from prior days.

TOTALS

MLS Status	4 Week Total
Active	99
Canceled	34
Pending	43
Sold	43
Temporarily Off-Market	6

DAILY MARKET CHANGE

Category	Sum of Pasco
Back on the Market	2
New Listings	3
Price Decrease	5
Price Increase	0

*Back on Market can be from these sources - Pending, Temp Off Market, Cancelled and Expired Listing)

7 DAY SOLD COMPARISON

Closed Prior Year	Volume	Count
Tuesday, September 23, 2025	\$308,000	3
Friday, September 19, 2025	\$290,000	2
Thursday, September 18, 2025	\$305,000	2
Total	\$903,000	7

Closed Prior Year	Volume	Count
Monday, September 23, 2024	\$126,500	1
Friday, September 20, 2024	\$604,000	3
Thursday, September 19, 2024	\$940,000	4
Wednesday, September 18, 2024	\$105,000	1
Tuesday, September 17, 2024	\$138,000	1
Total	\$1,913,500	10

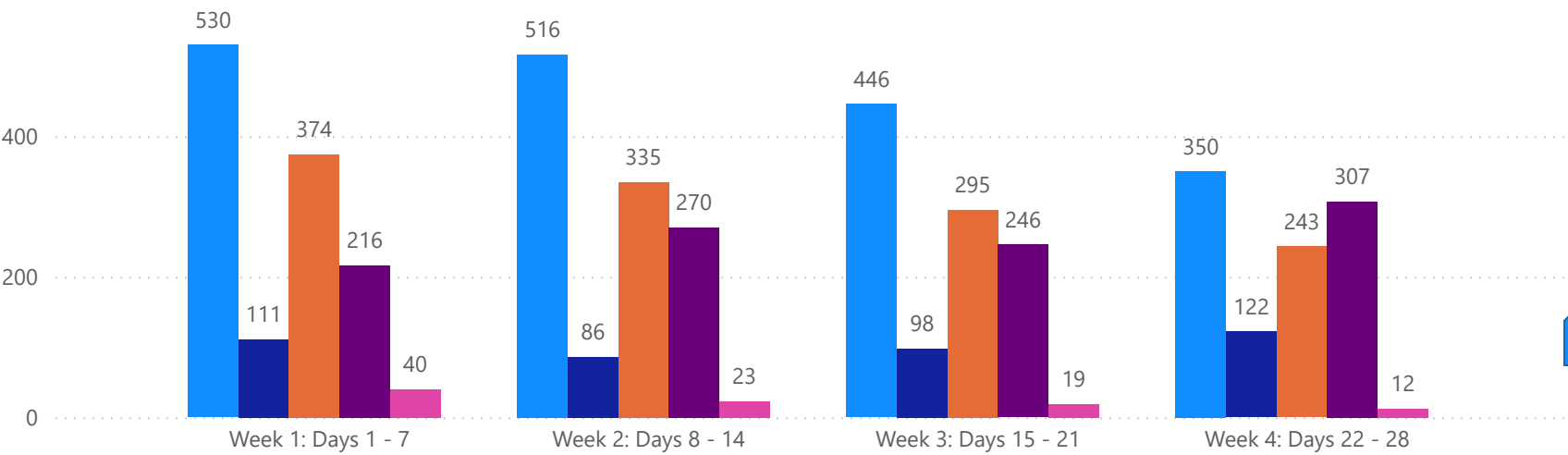
SUNCOAST TAMPA
— ASSOCIATION OF —
REALTORS®

4 WEEK REAL ESTATE MARKET REPORT

HILLSBOROUGH COUNTY - SINGLE FAMILY HOME

9/24/2025

MLSStatus ● Active ● Canceled ● Pending ● Sold ● Temporarily Off-Market



All data is current as of today, though some MLS statuses may have changed from prior days.

TOTALS

MLS Status	4 Week Total
Active	1842
Canceled	417
Pending	1247
Sold	1039
Temporarily Off-Market	94

DAILY MARKET CHANGE

Category	Sum of Hillsborough	*Back on Market can be from these sources - Pending, Temp Off Market, Cancelled and Expired Listing)
Back on the Market	25	
New Listings	84	
Price Decrease	151	
Price Increase	4	

7 DAY SOLD COMPARISON

Closed Prior Year	Volume	Count	Closed Prior Year	Volume	Count
Wednesday, September 24, 2025	\$9,597,950	19	Monday, September 23, 2024	\$33,275,514	62
Tuesday, September 23, 2025	\$13,398,399	30	Friday, September 20, 2024	\$52,623,234	94
Monday, September 22, 2025	\$20,831,990	47	Thursday, September 19, 2024	\$23,696,296	40
Saturday, September 20, 2025	\$988,980	2	Wednesday, September 18, 2024	\$31,749,208	55
Friday, September 19, 2025	\$43,838,497	80	Tuesday, September 17, 2024	\$22,284,514	34
Thursday, September 18, 2025	\$16,524,045	38	Total	\$163,628,766	285
Total	\$105,179,861	216			

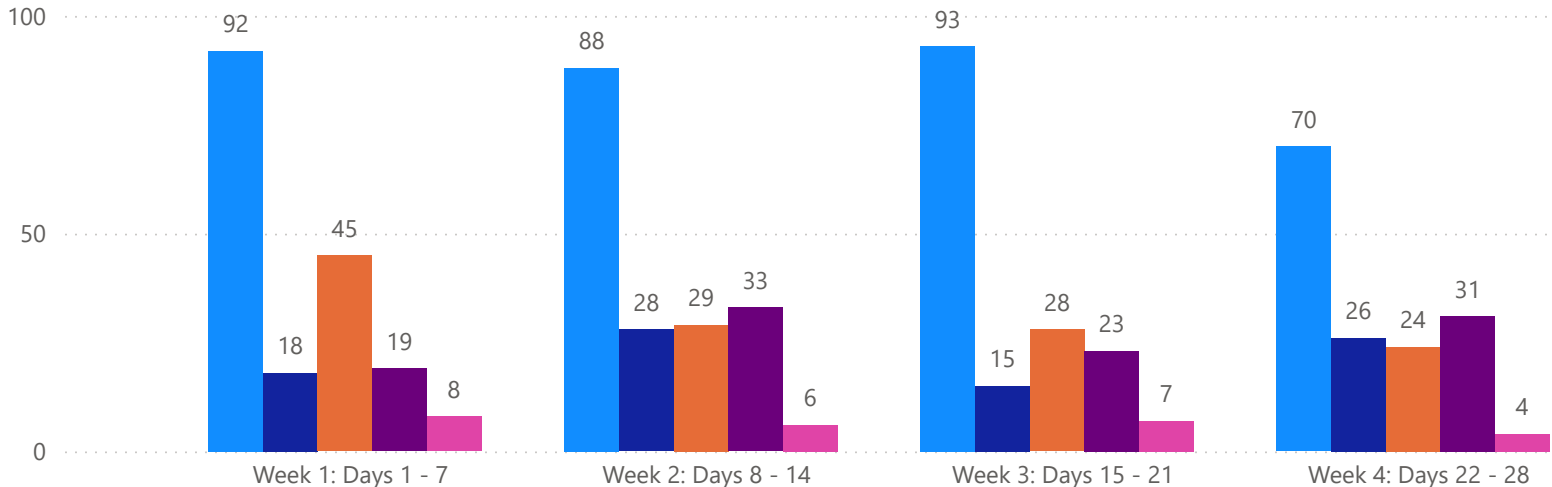
SUNCOAST TAMPA
— ASSOCIATION OF —
REALTORS®

4 WEEK REAL ESTATE MARKET REPORT

HILLSBOROUGH COUNTY - CONDO

9/24/2025

MLS Status ● Active ● Canceled ● Pending ● Sold ● Temporarily Off-Market



All data is current as of today, though some MLS statuses may have changed from prior days.

TOTALS

MLS Status	4 Week Total
Active	343
Canceled	87
Pending	126
Sold	106
Temporarily Off-Market	25

DAILY MARKET CHANGE

Category	Sum of Hillsborough
Back on the Market	3
New Listings	18
Price Decrease	12
Price Increase	2

*Back on Market can be from these sources - Pending, Temp Off Market, Cancelled and Expired Listing)

7 DAY SOLD COMPARISON

Closed Prior Year	Volume	Count	Closed Prior Year	Volume	Count
Tuesday, September 23, 2025	\$887,111	3	Monday, September 23, 2024	\$957,000	3
Monday, September 22, 2025	\$2,283,285	4	Friday, September 20, 2024	\$2,650,300	11
Saturday, September 20, 2025	\$235,000	1	Thursday, September 19, 2024	\$2,461,500	5
Friday, September 19, 2025	\$2,959,400	7	Wednesday, September 18, 2024	\$455,000	2
Thursday, September 18, 2025	\$778,000	4	Tuesday, September 17, 2024	\$1,660,000	5
Total	\$7,142,796	19	Total	\$8,183,800	26

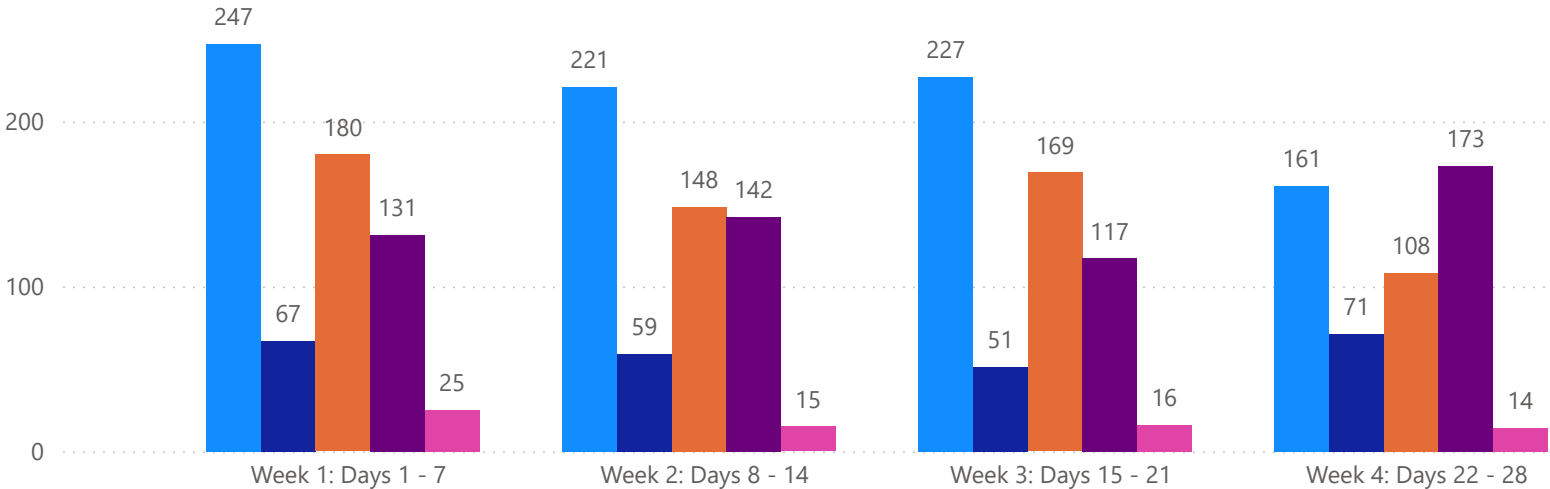
SUNCOAST TAMPA
— ASSOCIATION OF —
REALTORS®

4 WEEK REAL ESTATE MARKET REPORT

SARASOTA COUNTY - SINGLE FAMILY HOME

9/24/2025

MLS Status ● Active ● Canceled ● Pending ● Sold ● Temporarily Off-Market



All data is current as of today, though some MLS statuses may have changed from prior days.

TOTALS

MLS Status	4 Week Total
Active	856
Canceled	248
Pending	605
Sold	563
Temporarily Off-Market	70

DAILY MARKET CHANGE

Category	Sum of Sarasota
Back on the Market	8
New Listings	23
Price Decrease	57
Price Increase	9

*Back on Market can be from these sources - Pending, Temp Off Market, Cancelled and Expired Listing)

7 DAY SOLD COMPARISON

Closed Prior Year	Volume	Count	Closed Prior Year	Volume	Count
Wednesday, September 24, 2025	\$12,444,900	16	Monday, September 23, 2024	\$13,455,817	24
Tuesday, September 23, 2025	\$17,796,254	15	Saturday, September 21, 2024	\$550,000	1
Monday, September 22, 2025	\$17,473,870	25	Friday, September 20, 2024	\$33,962,822	39
Friday, September 19, 2025	\$25,510,274	46	Thursday, September 19, 2024	\$8,339,673	16
Thursday, September 18, 2025	\$22,212,394	29	Wednesday, September 18, 2024	\$8,650,826	16
Total	\$95,437,692	131	Tuesday, September 17, 2024	\$12,961,800	22
			Total	\$77,920,938	118

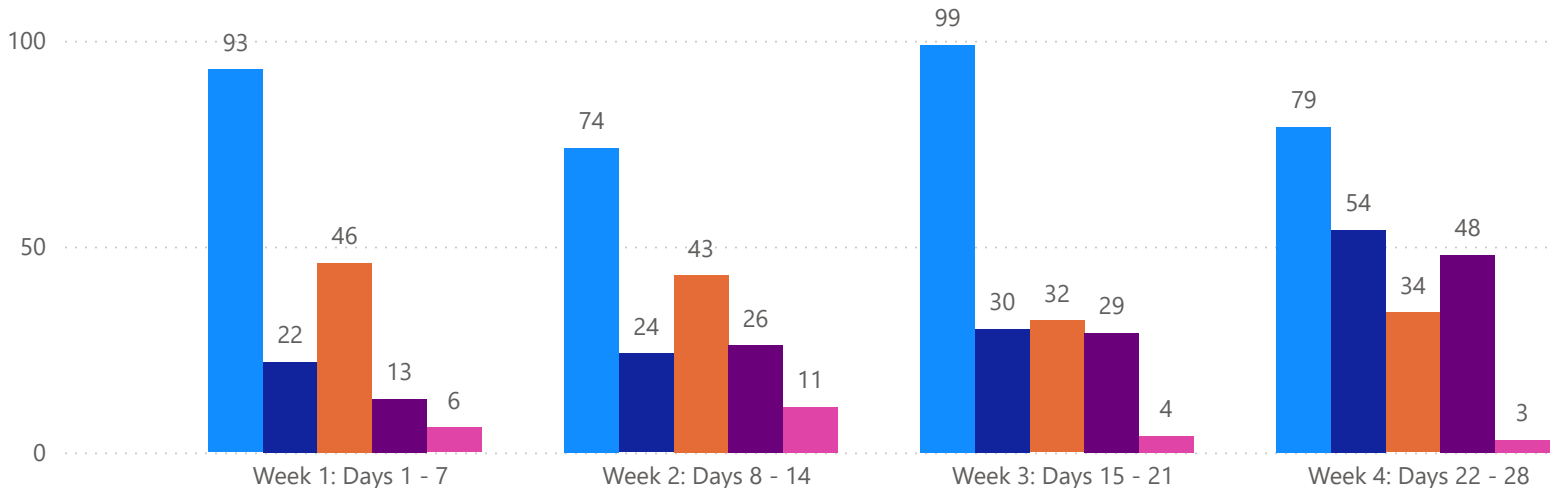
SUNCOAST TAMPA
— ASSOCIATION OF —
REALTORS®

4 WEEK REAL ESTATE MARKET REPORT

SARASOTA COUNTY - CONDO

9/24/2025

MLSStatus ● Active ● Canceled ● Pending ● Sold ● Temporarily Off-Market



All data is current as of today, though some MLS statuses may have changed from prior days.

TOTALS

MLS Status	4 Week Total
Active	345
Canceled	130
Pending	155
Sold	116
Temporarily Off-Market	24

DAILY MARKET CHANGE

Category	Sum of Sarasota
Back on the Market	5
New Listings	15
Price Decrease	15
Price Increase	2

*Back on Market can be from these sources - Pending, Temp Off Market, Cancelled and Expired Listing)

7 DAY SOLD COMPARISON

Closed Prior Year	Volume	Count	Closed Prior Year	Volume	Count
Wednesday, September 24, 2025	\$1,065,000	2	Monday, September 23, 2024	\$33,472,850	6
Tuesday, September 23, 2025	\$281,998	1	Friday, September 20, 2024	\$43,551,550	16
Monday, September 22, 2025	\$150,000	1	Thursday, September 19, 2024	\$76,589,460	19
Friday, September 19, 2025	\$1,243,000	4	Wednesday, September 18, 2024	\$1,080,000	2
Thursday, September 18, 2025	\$5,187,500	5	Tuesday, September 17, 2024	\$235,000	1
Total	\$7,927,498	13	Total	\$154,928,860	44

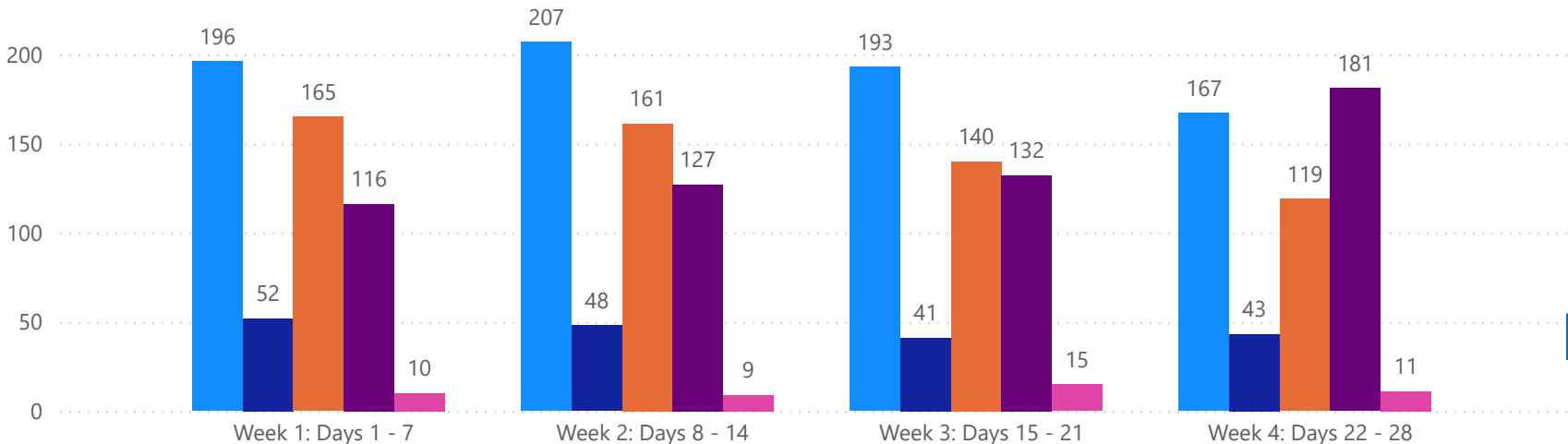
SUNCOAST TAMPA
— ASSOCIATION OF —
REALTORS®

4 WEEK REAL ESTATE MARKET REPORT

MANATEE COUNTY - SINGLE FAMILY HOME

9/24/2025

MLSStatus ● Active ● Canceled ● Pending ● Sold ● Temporarily Off-Market



All data is current as of today, though some MLS statuses may have changed from prior days.

TOTALS

MLS Status	4 Week Total
Active	763
Canceled	184
Pending	585
Sold	556
Temporarily Off-Market	45

DAILY MARKET CHANGE

Category	Sum of Manatee
Back on the Market	8
New Listings	38
Price Decrease	47
Price Increase	6

*Back on Market can be from these sources - Pending, Temp Off Market, Cancelled and Expired Listing)

7 DAY SOLD COMPARISON

Closed Prior Year	Volume	Count	Closed Prior Year	Volume	Count
Wednesday, September 24, 2025	\$7,460,300	9	Monday, September 23, 2024	\$13,375,209	24
Tuesday, September 23, 2025	\$8,155,005	13	Saturday, September 21, 2024	\$324,900	1
Monday, September 22, 2025	\$15,656,268	26	Friday, September 20, 2024	\$26,250,555	47
Friday, September 19, 2025	\$23,293,655	47	Thursday, September 19, 2024	\$10,936,477	22
Thursday, September 18, 2025	\$10,929,932	21	Wednesday, September 18, 2024	\$9,682,385	15
Total	\$65,495,160	116	Tuesday, September 17, 2024	\$9,842,031	16
			Total	\$70,411,557	125

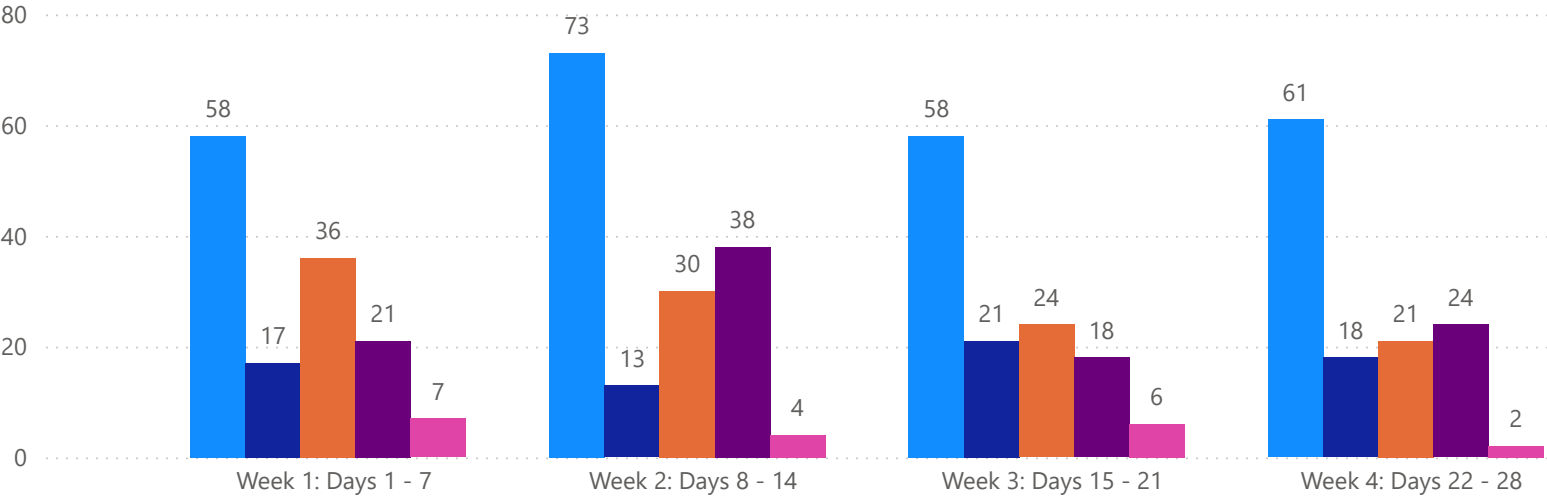
SUNCOAST TAMPA
— ASSOCIATION OF —
REALTORS®

4 WEEK REAL ESTATE MARKET REPORT

MANATEE COUNTY - CONDO

9/24/2025

MLSStatus ● Active ● Canceled ● Pending ● Sold ● Temporarily Off-Market



TOTALS

MLS Status	4 Week Total
Active	250
Canceled	69
Pending	111
Sold	101
Temporarily Off-Market	19

DAILY MARKET CHANGE

Category	Sum of Manatee
Back on the Market	1
New Listings	4
Price Decrease	6
Price Increase	0

*Back on Market can be from these sources - Pending, Temp Off Market, Cancelled and Expired Listing)

7 DAY SOLD COMPARISON

Closed Prior Year	Volume	Count
Wednesday, September 24, 2025	\$195,000	1
Tuesday, September 23, 2025	\$783,000	3
Monday, September 22, 2025	\$615,000	2
Friday, September 19, 2025	\$3,912,000	13
Thursday, September 18, 2025	\$587,000	2
Total	\$6,092,000	21

Closed Prior Year	Volume	Count
Monday, September 23, 2024	\$928,500	3
Friday, September 20, 2024	\$1,530,000	5
Wednesday, September 18, 2024	\$215,000	1
Tuesday, September 17, 2024	\$1,108,900	3
Total	\$3,782,400	12

SUNCOAST TAMPA
— ASSOCIATION OF —
REALTORS®