

SUNCOAST TAMPA
ASSOCIATION OF
REALTORS®

4 WEEK REAL ESTATE MARKET REPORT

Tuesday, December 2, 2025

As of: Wednesday, December 3, 2025

- 1 Report Breakdown**
- 2 Cumulative Tampa Bay Report - Single Family Home**
- 3 Cumulative Tampa Bay Report - Condominium**
- 4 Pinellas County - Single Family Home**
- 5 Pinellas County - Condominium**
- 6 Pasco County - Single Family Home**
- 7 Pasco County - Condominium**
- 8 Hillsborough County - Single Family Home**
- 9 Hillsborough County - Condominium**
- 10 Sarasota County - Single Family Home**
- 11 Sarasota County - Condominium**
- 12 Manatee County - Single Family Home**
- 13 Manatee County - Condominium**

4 WEEK REAL ESTATE MARKET REPORT

REPORT BREAKDOWN

Tuesday, December 2, 2025

SUNCOAST TAMPA
— ASSOCIATION OF —
REALTORS®

as of: 12/3/2025

Day 1	Tuesday, December 2, 2025
Day 2	Monday, December 1, 2025
Day 3	Sunday, November 30, 2025
Day 4	Saturday, November 29, 2025
Day 5	Friday, November 28, 2025
Day 6	Wednesday, December 3, 2025
Day 7	Tuesday, December 2, 2025
Day 8	Monday, December 1, 2025
Day 9	Sunday, November 30, 2025
Day 10	Saturday, November 29, 2025
Day 11	Friday, November 28, 2025
Day 12	Thursday, November 27, 2025
Day 13	Wednesday, November 26, 2025
Day 14	Tuesday, November 25, 2025
Day 15	Monday, November 24, 2025
Day 16	Sunday, November 23, 2025
Day 17	Saturday, November 22, 2025
Day 18	Friday, November 21, 2025
Day 19	Thursday, November 20, 2025
Day 20	Wednesday, November 19, 2025
Day 21	Tuesday, November 18, 2025
Day 22	Monday, November 17, 2025
Day 23	Sunday, November 16, 2025
Day 24	Saturday, November 15, 2025
Day 25	Friday, November 14, 2025
Day 26	Thursday, November 13, 2025
Day 27	Wednesday, November 12, 2025
Day 28	Tuesday, November 11, 2025

REPORT BREAKDOWN

GRAPH:

Active - Newly listed during the date range

Pending - Status changed to 'pending' during the date range

Sold - Closed during the date range

Canceled - Canceled during the date range

Temp off Market - Status changed to 'temp' off market' during the date range

The date ranges are not cumulative.

Day 1: Tuesday, December 2, 2025

Day 28: Tuesday, November 11, 2025

TOTALS:

4 Weeks: The summation of each date range (Day 1 - Day 28)

Market Changes

Day 1's New Listings, Price Increase, Price Decreases and Back on Market

Manatee County - Single Family Home

7 Day Sold Comparison

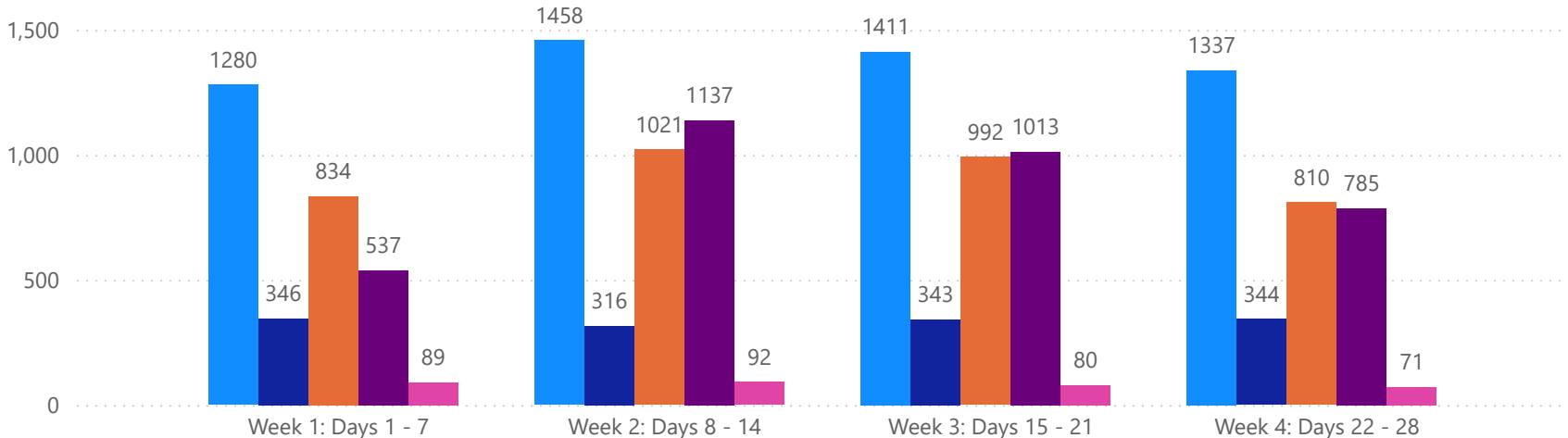
Compares the sold amount and volume in the last 7 days against the same timeframe in the prior year and days 8 - days 14.

4 WEEK REAL ESTATE MARKET REPORT

TAMPA BAY - SINGLE FAMILY HOME

12/2/2025

MLS Status ● Active ● Canceled ● Pending ● Sold ● Temporarily Off-Market



All data is current as of today, though some MLS statuses may have changed from prior days.

TOTALS

MLS Status	4 Week Total
Active	5486
Canceled	1349
Pending	3657
Sold	3472
Temporarily Off-Market	332

DAILY MARKET CHANGE

Category	Sum of Total
Back on the Market	62
New Listings	211
Price Decrease	415
Price Increase	24

*Back on Market can be from these sources - Pending, Temp Off Market, Cancelled and Expired Listing)

7 DAY SOLD COMPARISON

Closed Prior Year	Volume	Count	Closed Prior Year	Volume	Count
Tuesday, December 02, 2025	\$45,062,600	79	Sunday, December 01, 2024	\$5,320,153	11
Monday, December 01, 2025	\$120,939,432	185	Saturday, November 30, 2024	\$8,633,156	14
Sunday, November 30, 2025	\$445,000	1	Friday, November 29, 2024	\$44,730,370	102
Friday, November 28, 2025	\$35,085,575	60	Thursday, November 28, 2024	\$13,816,442	28
Thursday, November 27, 2025	\$19,165,630	42	Wednesday, November 27, 2024	\$112,121,929	214
Wednesday, November 26, 2025	\$80,697,052	170	Tuesday, November 26, 2024	\$133,760,108	228
Total	\$301,395,289	537	Monday, November 25, 2024	\$115,903,770	207
			Total	\$434,285,928	804

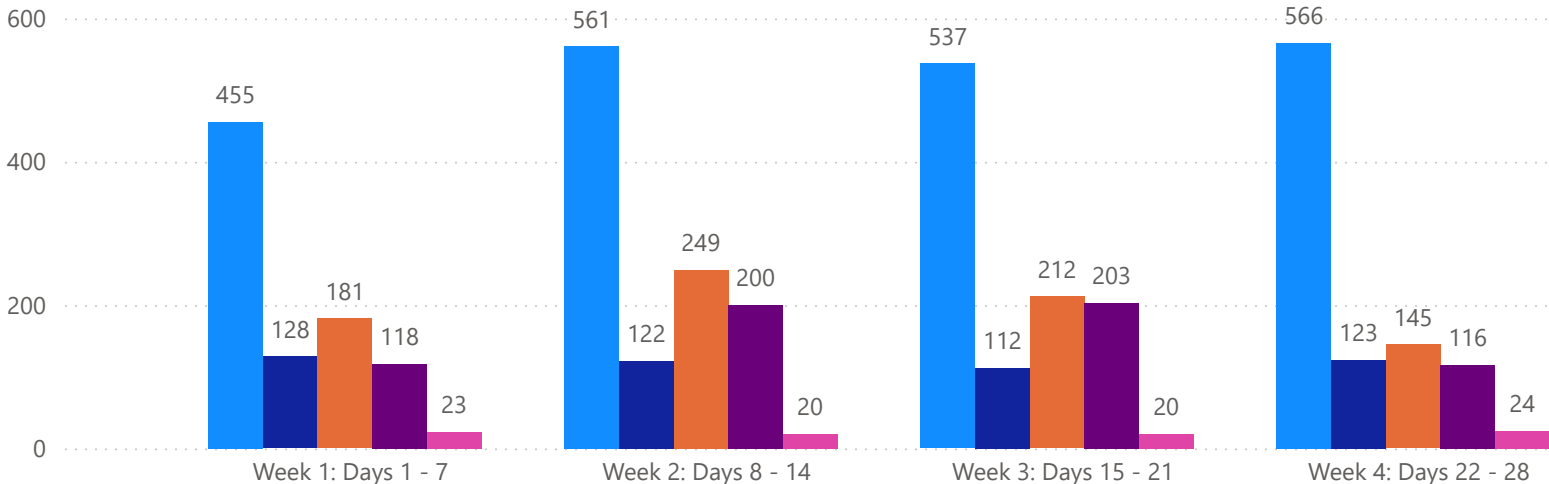
SUNCOAST TAMPA
— ASSOCIATION OF —
REALTORS®

4 WEEK REAL ESTATE MARKET REPORT

TAMPA BAY - CONDO

12/2/2025

MLSStatus ● Active ● Canceled ● Pending ● Sold ● Temporarily Off-Market



All data is current as of today, though some MLS statuses may have changed from prior days.

TOTALS

MLS Status	4 Week Total
Active	2119
Canceled	485
Pending	787
Sold	637
Temporarily Off-Market	87

DAILY MARKET CHANGE

Category	Sum of Total
Back on the Market	12
New Listings	60
Price Decrease	99
Price Increase	1

*Back on Market can be from these sources - Pending, Temp Off Market, Cancelled and Expired Listing)

7 DAY SOLD COMPARISON

Closed Prior Year	Volume	Count	Closed Prior Year	Volume	Count
Tuesday, December 02, 2025	\$13,440,703	26	Friday, November 29, 2024	\$2,282,000	8
Monday, December 01, 2025	\$22,284,678	46	Thursday, November 28, 2024	\$2,466,000	3
Friday, November 28, 2025	\$2,970,000	9	Wednesday, November 27, 2024	\$13,480,148	40
Thursday, November 27, 2025	\$1,982,098	5	Tuesday, November 26, 2024	\$11,641,748	39
Wednesday, November 26, 2025	\$8,814,998	32	Monday, November 25, 2024	\$23,515,724	36
Total	\$49,492,477	118	Total	\$53,385,620	126

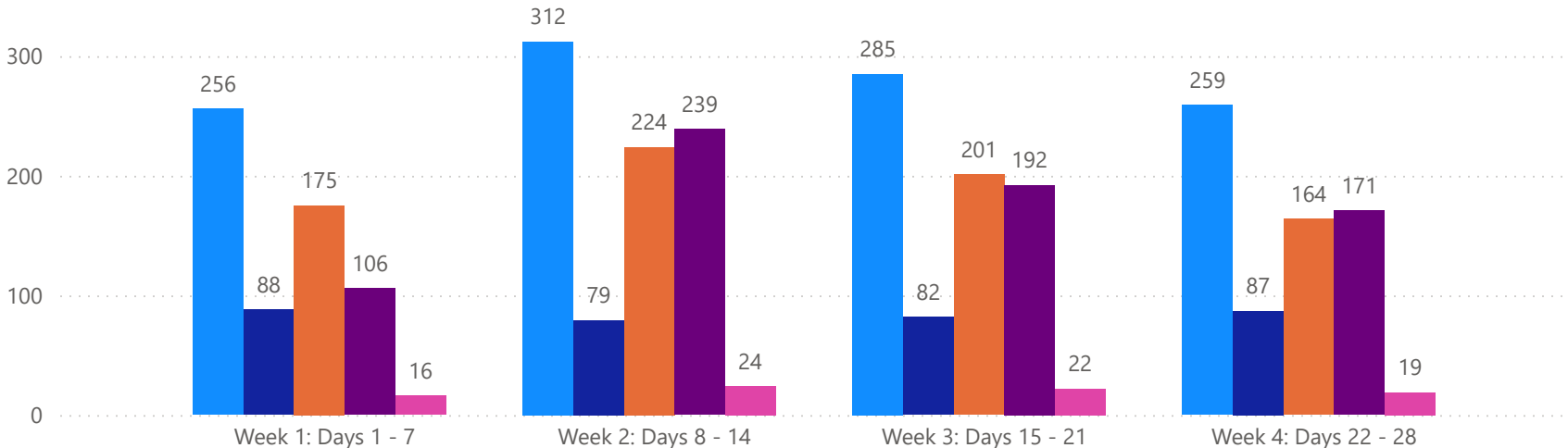
SUNCOAST TAMPA
— ASSOCIATION OF —
REALTORS®

4 WEEK REAL ESTATE MARKET REPORT

PINELLAS COUNTY - SINGLE FAMILY HOME

12/2/2025

MLSStatus ● Active ● Canceled ● Pending ● Sold ● Temporarily Off-Market



All data is current as of today, though some MLS statuses may have changed from prior days.

TOTALS

MLS Status	4 Week Total
Active	1112
Canceled	336
Pending	764
Sold	708
Temporarily Off-Market	81

DAILY MARKET CHANGE

Category	Sum of Pinellas
Back on the Market	10
New Listings	45
Price Decrease	77
Price Increase	3

*Back on Market can be from these sources - Pending, Temp Off Market, Cancelled and Expired Listing)

7 DAY SOLD COMPARISON

Closed Prior Year	Volume	Count	Closed Prior Year	Volume	Count
Tuesday, December 02, 2025	\$9,381,900	15	Saturday, November 30, 2024	\$1,338,000	1
Monday, December 01, 2025	\$33,147,000	47	Friday, November 29, 2024	\$3,569,300	9
Friday, November 28, 2025	\$3,668,499	7	Thursday, November 28, 2024	\$3,964,000	7
Thursday, November 27, 2025	\$4,034,000	7	Wednesday, November 27, 2024	\$23,370,270	44
Wednesday, November 26, 2025	\$14,446,899	30	Tuesday, November 26, 2024	\$26,593,270	47
Total	\$64,678,298	106	Monday, November 25, 2024	\$23,415,395	29
			Total	\$82,250,235	137

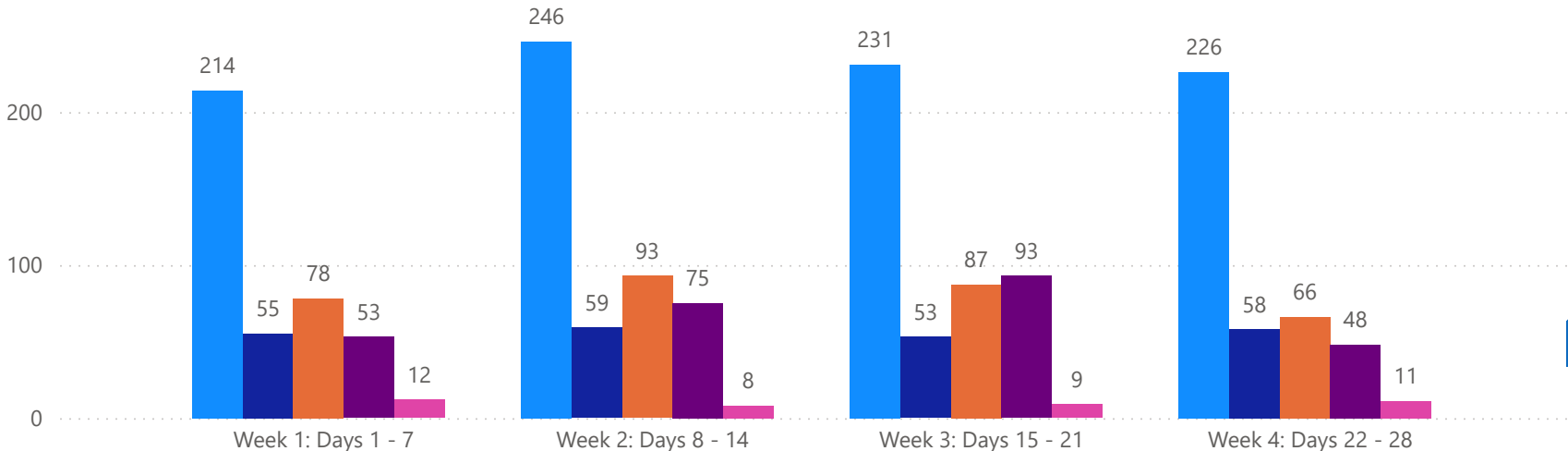
SUNCOAST TAMPA
— ASSOCIATION OF —
REALTORS®

4 WEEK REAL ESTATE MARKET REPORT

PINELLAS COUNTY - CONDO

12/2/2025

MLSStatus ● Active ● Canceled ● Pending ● Sold ● Temporarily Off-Market



All data is current as of today, though some MLS statuses may have changed from prior days.

TOTALS

MLS Status	4 Week Total
Active	917
Canceled	225
Pending	324
Sold	269
Temporarily Off-Market	40

DAILY MARKET CHANGE

Category	Sum of Pinellas
Back on the Market	3
New Listings	24
Price Decrease	43
Price Increase	1

*Back on Market can be from these sources - Pending, Temp Off Market, Cancelled and Expired Listing)

7 DAY SOLD COMPARISON

Closed Prior Year	Volume	Count	Closed Prior Year	Volume	Count
Tuesday, December 02, 2025	\$8,390,703	12	Friday, November 29, 2024	\$345,000	2
Monday, December 01, 2025	\$10,984,952	22	Thursday, November 28, 2024	\$119,000	1
Friday, November 28, 2025	\$1,155,000	4	Wednesday, November 27, 2024	\$4,900,850	15
Wednesday, November 26, 2025	\$2,985,000	15	Tuesday, November 26, 2024	\$6,948,200	21
Total	\$23,515,655	53	Monday, November 25, 2024	\$6,148,825	17
			Total	\$18,461,875	56

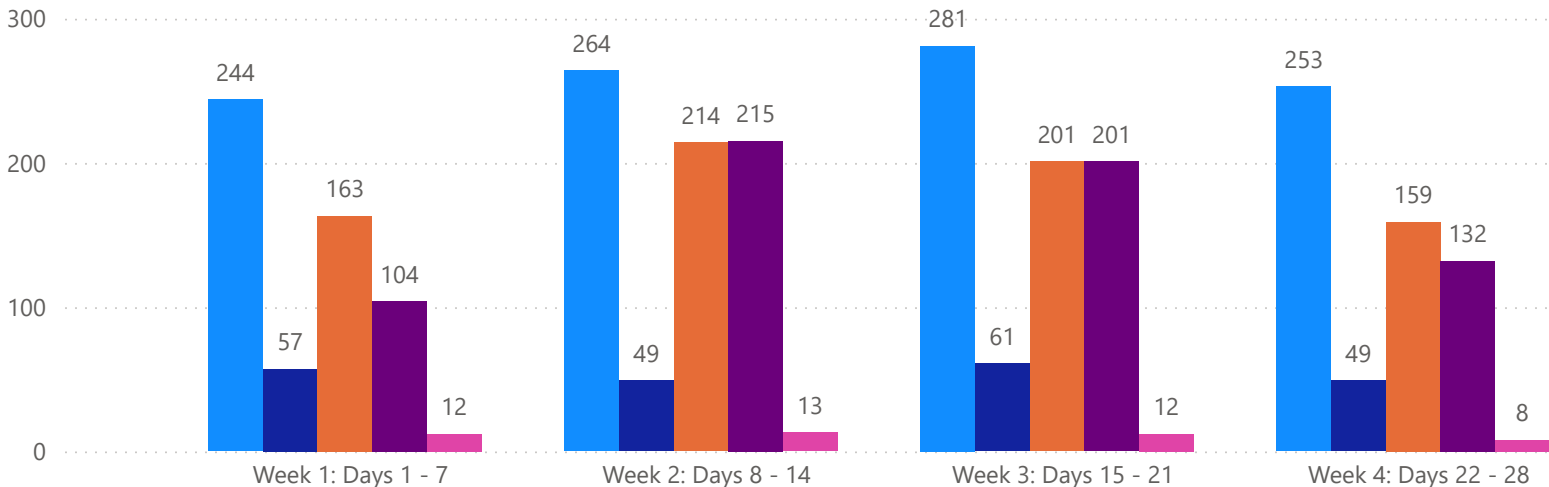
SUNCOAST TAMPA
— ASSOCIATION OF —
REALTORS®

4 WEEK REAL ESTATE MARKET REPORT

PASCO COUNTY - SINGLE FAMILY HOME

12/2/2025

MLS Status ● Active ● Canceled ● Pending ● Sold ● Temporarily Off-Market



All data is current as of today, though some MLS statuses may have changed from prior days.

TOTALS

MLS Status	4 Week Total
Active	1042
Canceled	216
Pending	737
Sold	652
Temporarily Off-Market	45

DAILY MARKET CHANGE

Category	Sum of Pasco
Back on the Market	6
New Listings	29
Price Decrease	87
Price Increase	4

*Back on Market can be from these sources - Pending, Temp Off Market, Cancelled and Expired Listing)

7 DAY SOLD COMPARISON

Closed Prior Year	Volume	Count	Closed Prior Year	Volume	Count
Tuesday, December 02, 2025	\$4,405,900	11	Sunday, December 01, 2024	\$2,223,344	6
Monday, December 01, 2025	\$10,461,800	26	Saturday, November 30, 2024	\$674,073	1
Friday, November 28, 2025	\$2,854,490	7	Friday, November 29, 2024	\$5,796,690	15
Thursday, November 27, 2025	\$7,373,210	18	Thursday, November 28, 2024	\$4,083,815	10
Wednesday, November 26, 2025	\$19,348,988	42	Wednesday, November 27, 2024	\$21,869,904	54
Total	\$44,444,388	104	Tuesday, November 26, 2024	\$20,364,345	49
			Monday, November 25, 2024	\$14,711,836	34
			Total	\$69,724,007	169

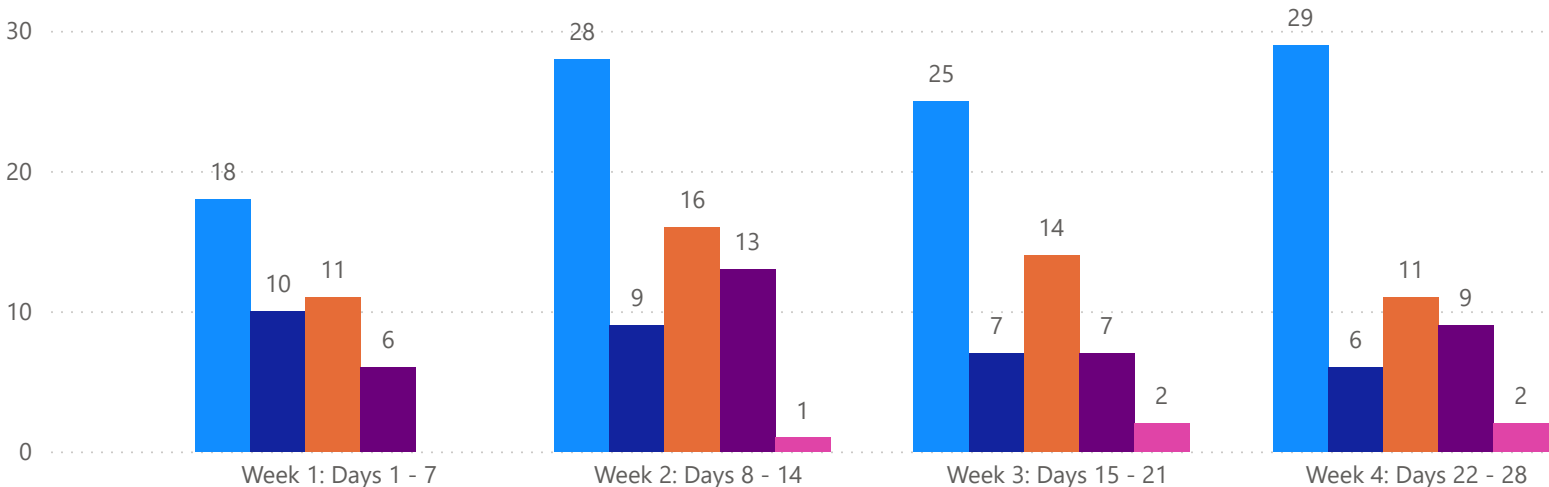
SUNCOAST TAMPA
— ASSOCIATION OF —
REALTORS®

4 WEEK REAL ESTATE MARKET REPORT

PASCO COUNTY - CONDO

12/2/2025

MLSStatus ● Active ● Canceled ● Pending ● Sold ● Temporarily Off-Market



All data is current as of today, though some MLS statuses may have changed from prior days.

TOTALS

MLS Status	4 Week Total
Active	100
Canceled	32
Pending	52
Sold	35
Temporarily Off-Market	5

DAILY MARKET CHANGE

Category	Sum of Pasco
Back on the Market	2
New Listings	1
Price Decrease	6
Price Increase	0

*Back on Market can be from these sources - Pending, Temp Off Market, Cancelled and Expired Listing)

7 DAY SOLD COMPARISON

Closed Prior Year	Volume	Count	Closed Prior Year	Volume	Count
Tuesday, December 02, 2025	\$110,000	1	Thursday, November 28, 2024	\$147,000	1
Monday, December 01, 2025	\$225,000	2	Wednesday, November 27, 2024	\$489,000	3
Wednesday, November 26, 2025	\$402,500	3	Tuesday, November 26, 2024	\$140,000	1
Total	\$737,500	6	Monday, November 25, 2024	\$272,899	3
			Total	\$1,048,899	8

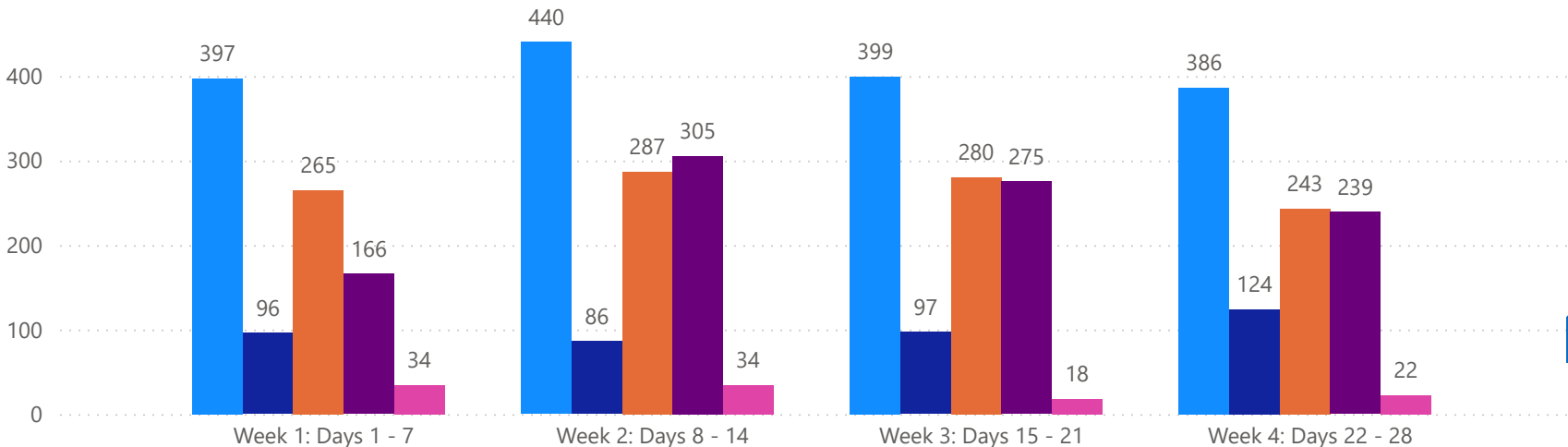
SUNCOAST TAMPA
— ASSOCIATION OF —
REALTORS®

4 WEEK REAL ESTATE MARKET REPORT

HILLSBOROUGH COUNTY - SINGLE FAMILY HOME

12/2/2025

MLSStatus ● Active ● Canceled ● Pending ● Sold ● Temporarily Off-Market



All data is current as of today, though some MLS statuses may have changed from prior days.

TOTALS

MLS Status	4 Week Total
Active	1622
Canceled	403
Pending	1075
Sold	985
Temporarily Off-Market	108

DAILY MARKET CHANGE

Category	Sum of Hillsborough	*Back on Market can be from these sources - Pending, Temp Off Market, Cancelled and Expired Listing)
Back on the Market	20	
New Listings	69	
Price Decrease	124	
Price Increase	4	

7 DAY SOLD COMPARISON

Closed Prior Year	Volume	Count	Closed Prior Year	Volume	Count
Tuesday, December 02, 2025	\$12,477,300	22	Sunday, December 01, 2024	\$800,000	2
Monday, December 01, 2025	\$33,518,300	50	Saturday, November 30, 2024	\$5,488,790	9
Sunday, November 30, 2025	\$445,000	1	Friday, November 29, 2024	\$9,943,975	21
Friday, November 28, 2025	\$11,684,925	22	Thursday, November 28, 2024	\$4,005,360	8
Thursday, November 27, 2025	\$7,183,420	16	Wednesday, November 27, 2024	\$25,024,130	51
Wednesday, November 26, 2025	\$24,936,233	55	Tuesday, November 26, 2024	\$36,573,390	56
Total	\$90,245,178	166	Monday, November 25, 2024	\$35,212,957	68
			Total	\$117,048,602	215

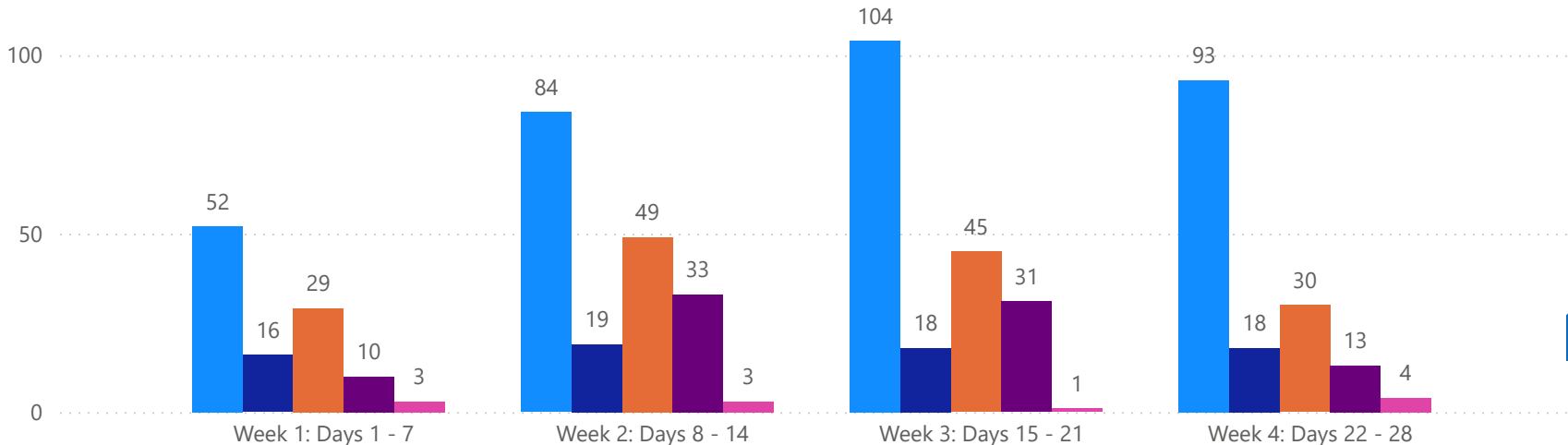
SUNCOAST TAMPA
— ASSOCIATION OF —
REALTORS®

4 WEEK REAL ESTATE MARKET REPORT

HILLSBOROUGH COUNTY - CONDO

12/2/2025

MLSStatus ● Active ● Canceled ● Pending ● Sold ● Temporarily Off-Market



All data is current as of today, though some MLS statuses may have changed from prior days.

TOTALS

MLS Status	4 Week Total
Active	333
Canceled	71
Pending	153
Sold	87
Temporarily Off-Market	11

DAILY MARKET CHANGE

Category	Sum of Hillsborough	*Back on Market can be from these sources - Pending, Temp Off Market, Cancelled and Expired Listing)
Back on the Market	0	
New Listings	7	
Price Decrease	9	
Price Increase	0	

7 DAY SOLD COMPARISON

Closed Prior Year	Volume	Count	Closed Prior Year	Volume	Count
Tuesday, December 02, 2025	\$142,000	1	Thursday, November 28, 2024	\$2,200,000	1
Monday, December 01, 2025	\$1,027,700	4	Wednesday, November 27, 2024	\$2,276,900	8
Thursday, November 27, 2025	\$415,000	1	Tuesday, November 26, 2024	\$1,213,500	7
Wednesday, November 26, 2025	\$601,000	4	Monday, November 25, 2024	\$1,176,000	5
Total	\$2,185,700	10	Total	\$6,866,400	21

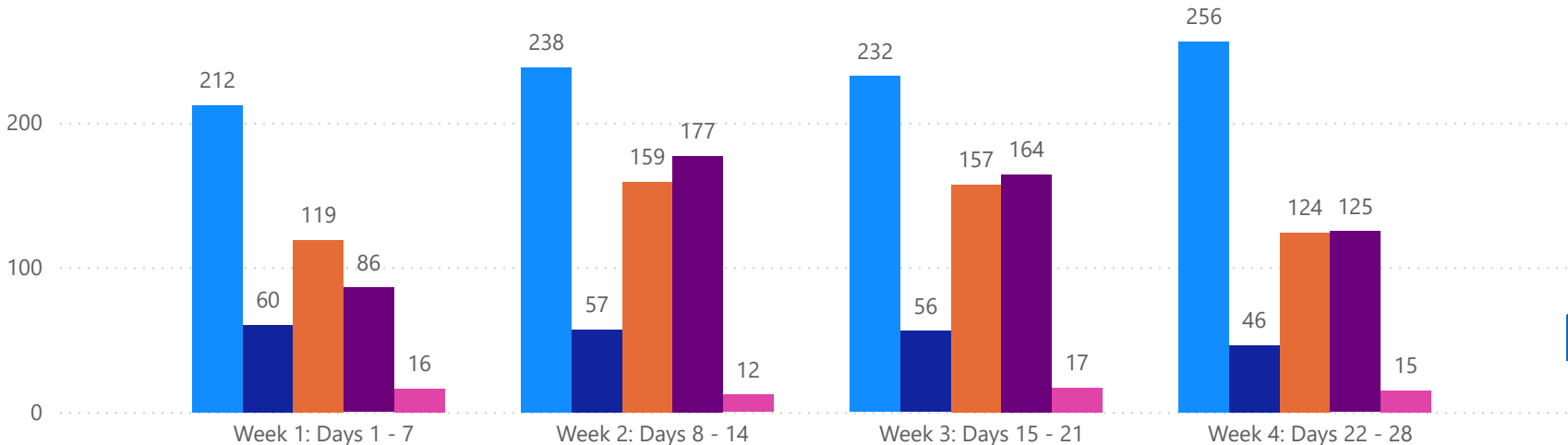
SUNCOAST TAMPA
— ASSOCIATION OF —
REALTORS®

4 WEEK REAL ESTATE MARKET REPORT

SARASOTA COUNTY - SINGLE FAMILY HOME

12/2/2025

MLS Status ● Active ● Canceled ● Pending ● Sold ● Temporarily Off-Market



All data is current as of today, though some MLS statuses may have changed from prior days.

TOTALS

MLS Status	4 Week Total
Active	938
Canceled	219
Pending	559
Sold	552
Temporarily Off-Market	60

DAILY MARKET CHANGE

Category	Sum of Sarasota
Back on the Market	8
New Listings	37
Price Decrease	68
Price Increase	2

*Back on Market can be from these sources - Pending, Temp Off Market, Cancelled and Expired Listing)

7 DAY SOLD COMPARISON

Closed Prior Year	Volume	Count	Closed Prior Year	Volume	Count
Tuesday, December 02, 2025	\$10,543,500	18	Sunday, December 01, 2024	\$690,000	1
Monday, December 01, 2025	\$22,881,754	32	Friday, November 29, 2024	\$2,625,405	7
Friday, November 28, 2025	\$11,219,117	12	Thursday, November 28, 2024	\$1,147,942	2
Thursday, November 27, 2025	\$575,000	1	Wednesday, November 27, 2024	\$20,313,823	17
Wednesday, November 26, 2025	\$10,720,200	23	Tuesday, November 26, 2024	\$21,326,240	34
Total	\$55,939,571	86	Monday, November 25, 2024	\$19,101,817	28
			Total	\$65,205,227	89

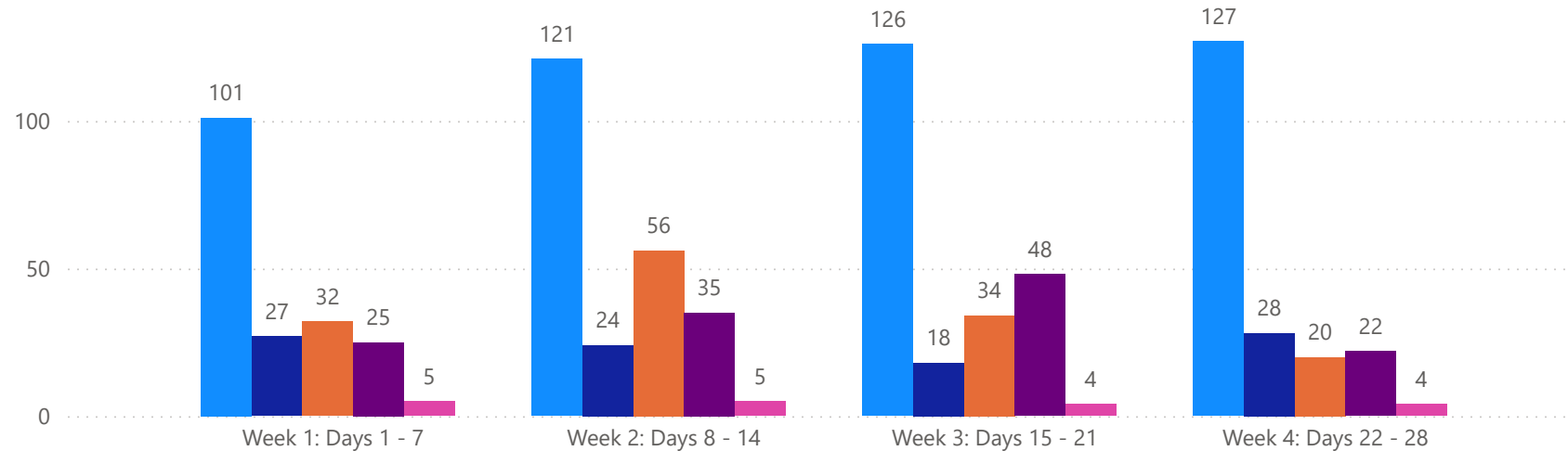
SUNCOAST TAMPA
— ASSOCIATION OF —
REALTORS®

4 WEEK REAL ESTATE MARKET REPORT

SARASOTA COUNTY - CONDO

12/2/2025

MLS Status ● Active ● Canceled ● Pending ● Sold ● Temporarily Off-Market



All data is current as of today, though some MLS statuses may have changed from prior days.

TOTALS

MLS Status	4 Week Total
Active	475
Canceled	97
Pending	142
Sold	130
Temporarily Off-Market	18

DAILY MARKET CHANGE

Category	Sum of Sarasota
Back on the Market	3
New Listings	16
Price Decrease	29
Price Increase	0

*Back on Market can be from these sources - Pending, Temp Off Market, Cancelled and Expired Listing)

7 DAY SOLD COMPARISON

Closed Prior Year	Volume	Count	Closed Prior Year	Volume	Count
Tuesday, December 02, 2025	\$3,278,000	8	Friday, November 29, 2024	\$1,062,000	2
Monday, December 01, 2025	\$6,694,626	7	Wednesday, November 27, 2024	\$3,898,398	11
Friday, November 28, 2025	\$726,000	2	Tuesday, November 26, 2024	\$1,800,341	5
Thursday, November 27, 2025	\$955,000	2	Monday, November 25, 2024	\$14,390,500	7
Wednesday, November 26, 2025	\$3,137,500	6	Total	\$21,151,239	25
Total	\$14,791,126	25			

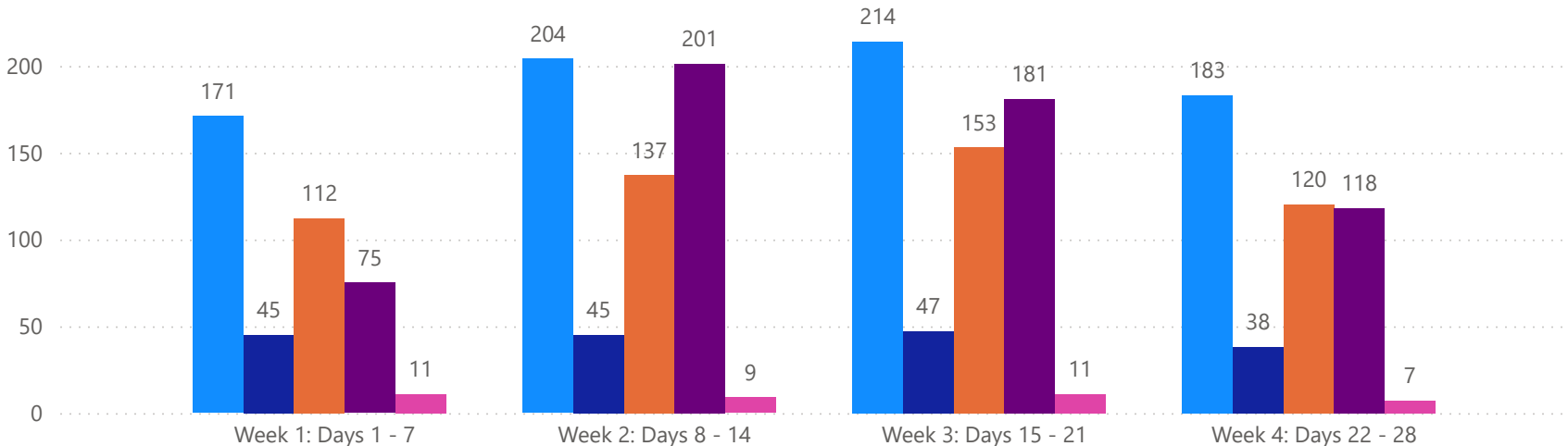
SUNCOAST TAMPA
— ASSOCIATION OF —
REALTORS®

4 WEEK REAL ESTATE MARKET REPORT

MANATEE COUNTY - SINGLE FAMILY HOME

12/2/2025

MLS Status ● Active ● Canceled ● Pending ● Sold ● Temporarily Off-Market



All data is current as of today, though some MLS statuses may have changed from prior days.

TOTALS

MLS Status	4 Week Total
Active	772
Canceled	175
Pending	522
Sold	575
Temporarily Off-Market	38

DAILY MARKET CHANGE

Category	Sum of Manatee
Back on the Market	18
New Listings	31
Price Decrease	59
Price Increase	11

*Back on Market can be from these sources - Pending, Temp Off Market, Cancelled and Expired Listing)

7 DAY SOLD COMPARISON

Closed Prior Year	Volume	Count	Closed Prior Year	Volume	Count
Tuesday, December 02, 2025	\$8,254,000	13	Sunday, December 01, 2024	\$1,606,809	2
Monday, December 01, 2025	\$20,930,578	30	Saturday, November 30, 2024	\$1,132,293	3
Friday, November 28, 2025	\$5,658,544	12	Friday, November 29, 2024	\$22,795,000	50
Wednesday, November 26, 2025	\$11,244,732	20	Thursday, November 28, 2024	\$615,325	1
Total	\$46,087,854	75	Wednesday, November 27, 2024	\$21,543,802	48
			Tuesday, November 26, 2024	\$28,902,863	42
			Monday, November 25, 2024	\$23,461,765	48
			Total	\$100,057,857	194

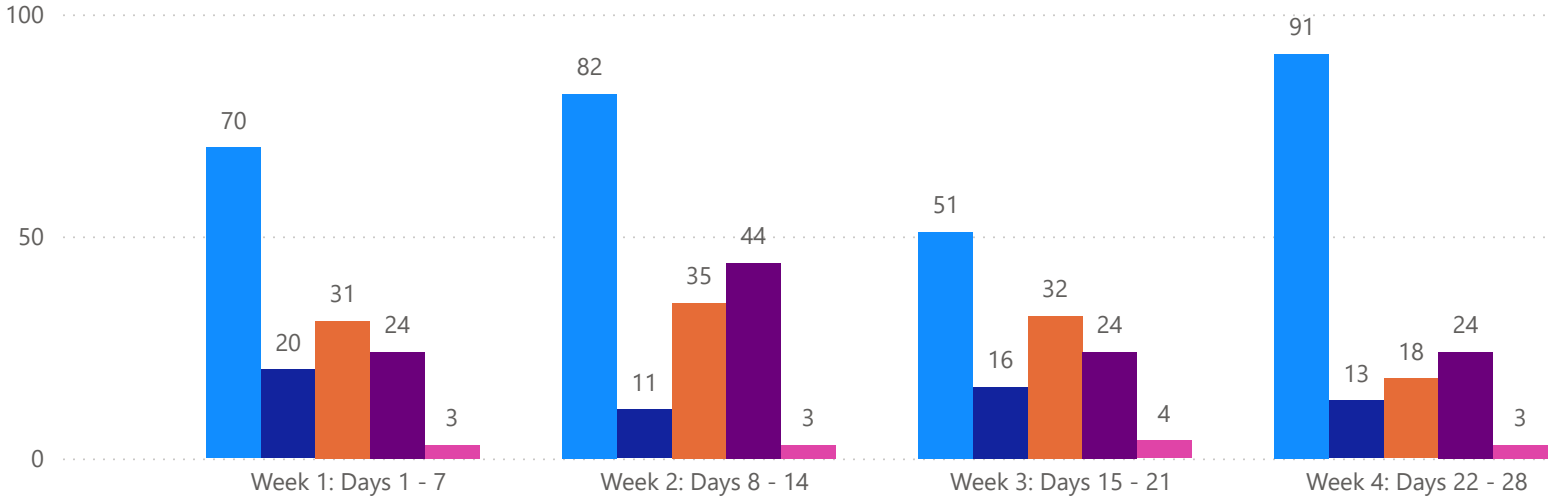
SUNCOAST TAMPA
— ASSOCIATION OF —
REALTORS®

4 WEEK REAL ESTATE MARKET REPORT

MANATEE COUNTY - CONDO

12/2/2025

MLSStatus ● Active ● Canceled ● Pending ● Sold ● Temporarily Off-Market



TOTALS

MLS Status	4 Week Total
Active	294
Canceled	60
Pending	116
Sold	116
Temporarily Off-Market	13

DAILY MARKET CHANGE

Category	Sum of Manatee
Back on the Market	4
New Listings	12
Price Decrease	12
Price Increase	0

*Back on Market can be from these sources - Pending, Temp Off Market, Cancelled and Expired Listing)

7 DAY SOLD COMPARISON

Closed Prior Year	Volume	Count
Tuesday, December 02, 2025	\$1,520,000	4
Monday, December 01, 2025	\$3,352,400	11
Friday, November 28, 2025	\$1,089,000	3
Thursday, November 27, 2025	\$612,098	2
Wednesday, November 26, 2025	\$1,688,998	4
Total	\$8,262,496	24

Closed Prior Year	Volume	Count
Friday, November 29, 2024	\$875,000	4
Wednesday, November 27, 2024	\$1,915,000	3
Tuesday, November 26, 2024	\$1,539,707	5
Monday, November 25, 2024	\$1,527,500	4
Total	\$5,857,207	16

SUNCOAST TAMPA
— ASSOCIATION OF —
REALTORS®