

SUNCOAST TAMPA
ASSOCIATION OF
REALTORS®

4 WEEK REAL ESTATE MARKET REPORT

Wednesday, December 3, 2025

As of: Thursday, December 4, 2025

- 1 Report Breakdown**
- 2 Cumulative Tampa Bay Report - Single Family Home**
- 3 Cumulative Tampa Bay Report - Condominium**
- 4 Pinellas County - Single Family Home**
- 5 Pinellas County - Condominium**
- 6 Pasco County - Single Family Home**
- 7 Pasco County - Condominium**
- 8 Hillsborough County - Single Family Home**
- 9 Hillsborough County - Condominium**
- 10 Sarasota County - Single Family Home**
- 11 Sarasota County - Condominium**
- 12 Manatee County - Single Family Home**
- 13 Manatee County - Condominium**

4 WEEK REAL ESTATE MARKET REPORT

REPORT BREAKDOWN

Wednesday, December 3, 2025

SUNCOAST TAMPA
— ASSOCIATION OF —
REALTORS®

as of: 12/4/2025

Day 1	Wednesday, December 3, 2025
Day 2	Tuesday, December 2, 2025
Day 3	Monday, December 1, 2025
Day 4	Sunday, November 30, 2025
Day 5	Saturday, November 29, 2025
Day 6	Thursday, December 4, 2025
Day 7	Wednesday, December 3, 2025
Day 8	Tuesday, December 2, 2025
Day 9	Monday, December 1, 2025
Day 10	Sunday, November 30, 2025
Day 11	Saturday, November 29, 2025
Day 12	Friday, November 28, 2025
Day 13	Thursday, November 27, 2025
Day 14	Wednesday, November 26, 2025
Day 15	Tuesday, November 25, 2025
Day 16	Monday, November 24, 2025
Day 17	Sunday, November 23, 2025
Day 18	Saturday, November 22, 2025
Day 19	Friday, November 21, 2025
Day 20	Thursday, November 20, 2025
Day 21	Wednesday, November 19, 2025
Day 22	Tuesday, November 18, 2025
Day 23	Monday, November 17, 2025
Day 24	Sunday, November 16, 2025
Day 25	Saturday, November 15, 2025
Day 26	Friday, November 14, 2025
Day 27	Thursday, November 13, 2025
Day 28	Wednesday, November 12, 2025

REPORT BREAKDOWN

GRAPH:

Active - Newly listed during the date range

Pending - Status changed to 'pending' during the date range

Sold - Closed during the date range

Canceled - Canceled during the date range

Temp off Market - Status changed to 'temp' off market' during the date range

The date ranges are not cumulative.

Day 1: Wednesday, December 3, 2025

Day 28: Wednesday, November 12, 2025

TOTALS:

4 Weeks: The summation of each date range (Day 1 - Day 28)

Market Changes

Day 1's New Listings, Price Increase, Price Decreases and Back on Market

Manatee County - Single Family Home

7 Day Sold Comparison

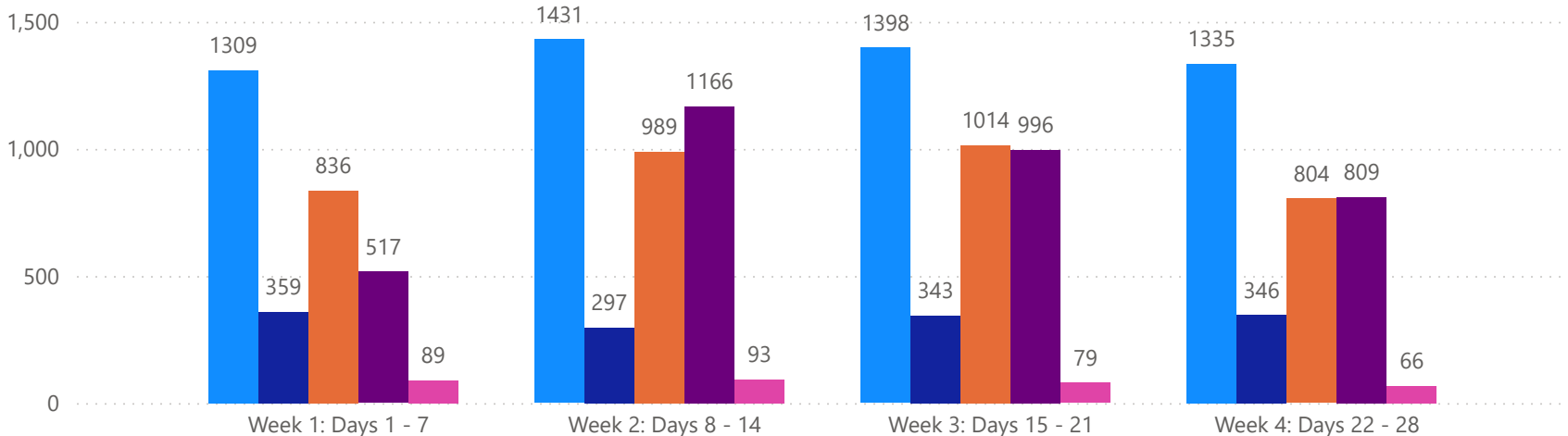
Compares the sold amount and volume in the last 7 days against the same timeframe in the prior year and days 8 - days 14.

4 WEEK REAL ESTATE MARKET REPORT

TAMPA BAY - SINGLE FAMILY HOME

12/3/2025

MLS Status ● Active ● Canceled ● Pending ● Sold ● Temporarily Off-Market



All data is current as of today, though some MLS statuses may have changed from prior days.

TOTALS

MLS Status	4 Week Total
Active	5473
Canceled	1345
Pending	3643
Sold	3488
Temporarily Off-Market	327

DAILY MARKET CHANGE

Category	Sum of Total
Back on the Market	56
New Listings	195
Price Decrease	443
Price Increase	34

*Back on Market can be from these sources - Pending, Temp Off Market, Cancelled and Expired Listing)

7 DAY SOLD COMPARISON

Closed Prior Year	Volume	Count	Closed Prior Year	Volume	Count
Wednesday, December 03, 2025	\$53,895,925	66	Monday, December 02, 2024	\$122,867,342	185
Tuesday, December 02, 2025	\$72,247,526	122	Sunday, December 01, 2024	\$5,320,153	11
Monday, December 01, 2025	\$138,392,652	222	Saturday, November 30, 2024	\$8,633,156	14
Sunday, November 30, 2025	\$1,690,980	5	Friday, November 29, 2024	\$44,730,370	102
Friday, November 28, 2025	\$35,467,264	61	Thursday, November 28, 2024	\$13,816,442	28
Thursday, November 27, 2025	\$18,780,630	41	Wednesday, November 27, 2024	\$112,121,929	214
Total	\$320,474,977	517	Tuesday, November 26, 2024	\$133,760,108	228
			Total	\$441,249,500	782

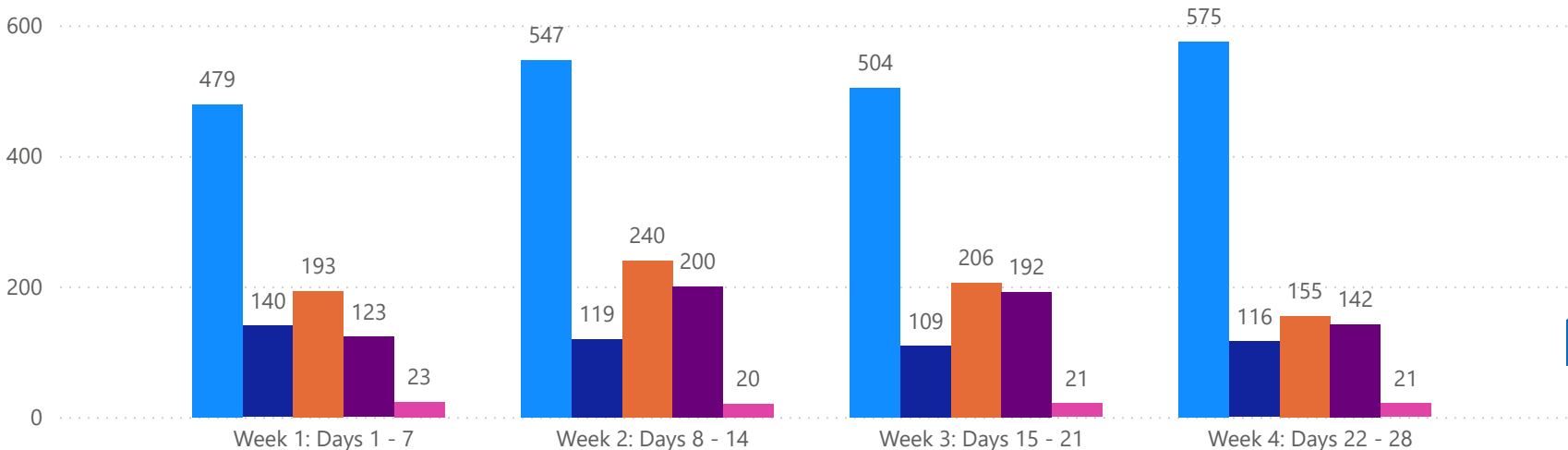
SUNCOAST TAMPA
— ASSOCIATION OF —
REALTORS®

4 WEEK REAL ESTATE MARKET REPORT

TAMPA BAY - CONDO

12/3/2025

MLSStatus ● Active ● Canceled ● Pending ● Sold ● Temporarily Off-Market



All data is current as of today, though some MLS statuses may have changed from prior days.

TOTALS

MLS Status	4 Week Total
Active	2105
Canceled	484
Pending	794
Sold	657
Temporarily Off-Market	85

DAILY MARKET CHANGE

Category	Sum of Total
Back on the Market	14
New Listings	53
Price Decrease	98
Price Increase	4

*Back on Market can be from these sources - Pending, Temp Off Market, Cancelled and Expired Listing)

7 DAY SOLD COMPARISON

Closed Prior Year	Volume	Count	Closed Prior Year	Volume	Count
Wednesday, December 03, 2025	\$9,203,900	22	Monday, December 02, 2024	\$39,154,217	58
Tuesday, December 02, 2025	\$18,715,857	34	Friday, November 29, 2024	\$2,282,000	8
Monday, December 01, 2025	\$25,084,678	52	Thursday, November 28, 2024	\$2,466,000	3
Sunday, November 30, 2025	\$214,900	1	Wednesday, November 27, 2024	\$13,480,148	40
Friday, November 28, 2025	\$2,970,000	9	Tuesday, November 26, 2024	\$11,641,748	39
Thursday, November 27, 2025	\$1,982,098	5	Total	\$69,024,113	148
Total	\$58,171,433	123			

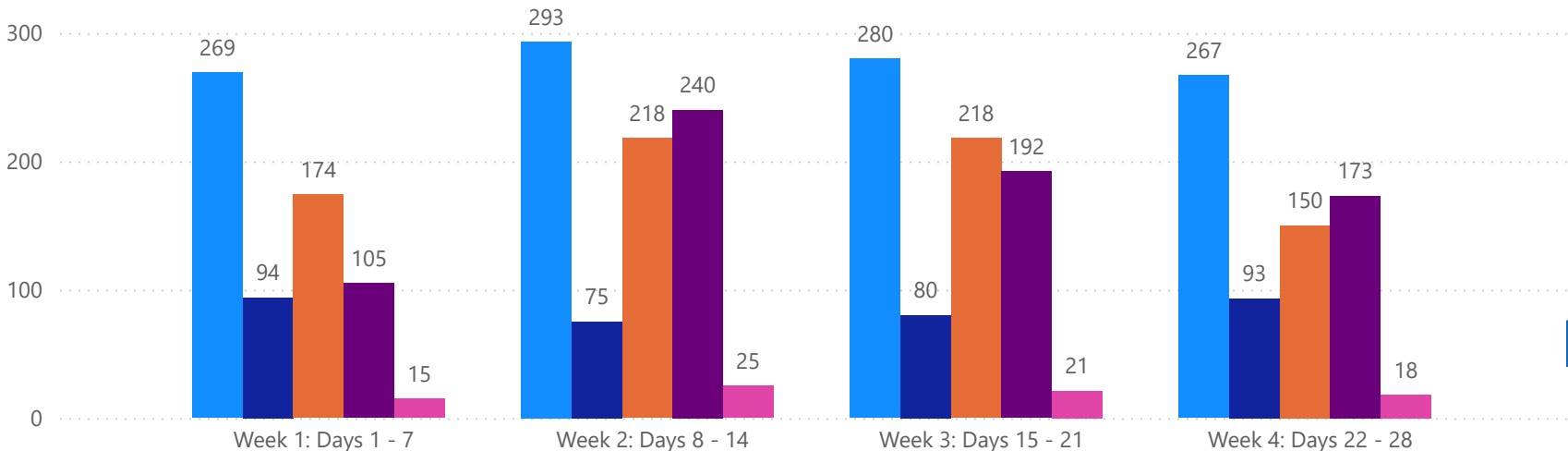
SUNCOAST TAMPA
— ASSOCIATION OF —
REALTORS®

4 WEEK REAL ESTATE MARKET REPORT

PINELLAS COUNTY - SINGLE FAMILY HOME

12/3/2025

MLSStatus ● Active ● Canceled ● Pending ● Sold ● Temporarily Off-Market



All data is current as of today, though some MLS statuses may have changed from prior days.

TOTALS

MLS Status	4 Week Total
Active	1109
Canceled	342
Pending	760
Sold	710
Temporarily Off-Market	79

DAILY MARKET CHANGE

Category	Sum of Pinellas
Back on the Market	14
New Listings	29
Price Decrease	81
Price Increase	1

*Back on Market can be from these sources - Pending, Temp Off Market, Cancelled and Expired Listing)

7 DAY SOLD COMPARISON

Closed Prior Year	Volume	Count	Closed Prior Year	Volume	Count
Wednesday, December 03, 2025	\$8,928,500	16	Monday, December 02, 2024	\$28,516,006	39
Tuesday, December 02, 2025	\$17,123,900	24	Saturday, November 30, 2024	\$1,338,000	1
Monday, December 01, 2025	\$36,566,000	52	Friday, November 29, 2024	\$3,569,300	9
Friday, November 28, 2025	\$3,668,499	7	Thursday, November 28, 2024	\$3,964,000	7
Thursday, November 27, 2025	\$3,649,000	6	Wednesday, November 27, 2024	\$23,370,270	44
Total	\$69,935,899	105	Tuesday, November 26, 2024	\$26,593,270	47
			Total	\$87,350,846	147

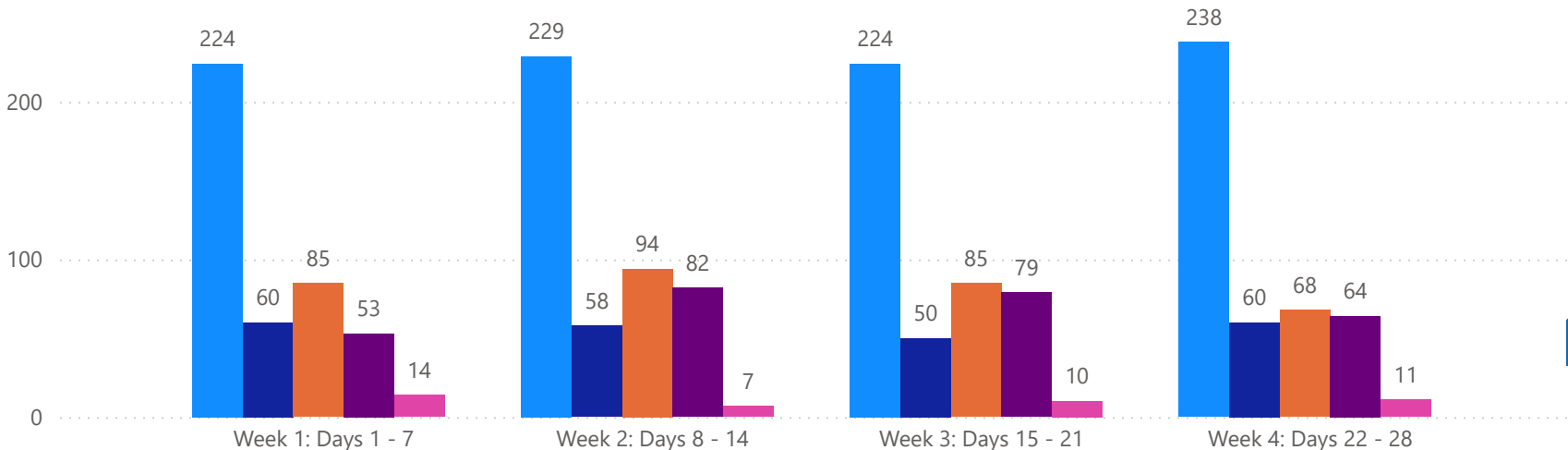
SUNCOAST TAMPA
— ASSOCIATION OF —
REALTORS®

4 WEEK REAL ESTATE MARKET REPORT

PINELLAS COUNTY - CONDO

12/3/2025

MLSStatus ● Active ● Canceled ● Pending ● Sold ● Temporarily Off-Market



All data is current as of today, though some MLS statuses may have changed from prior days.

TOTALS

MLS Status	4 Week Total
Active	915
Canceled	228
Pending	332
Sold	278
Temporarily Off-Market	42

DAILY MARKET CHANGE

Category	Sum of Pinellas
Back on the Market	9
New Listings	18
Price Decrease	48
Price Increase	2

*Back on Market can be from these sources - Pending, Temp Off Market, Cancelled and Expired Listing)

7 DAY SOLD COMPARISON

Closed Prior Year	Volume	Count	Closed Prior Year	Volume	Count
Wednesday, December 03, 2025	\$3,973,900	10	Monday, December 02, 2024	\$11,616,000	26
Tuesday, December 02, 2025	\$11,757,857	15	Friday, November 29, 2024	\$345,000	2
Monday, December 01, 2025	\$11,259,952	24	Thursday, November 28, 2024	\$119,000	1
Friday, November 28, 2025	\$1,155,000	4	Wednesday, November 27, 2024	\$4,900,850	15
Total	\$28,146,709	53	Tuesday, November 26, 2024	\$6,948,200	21
			Total	\$23,929,050	65

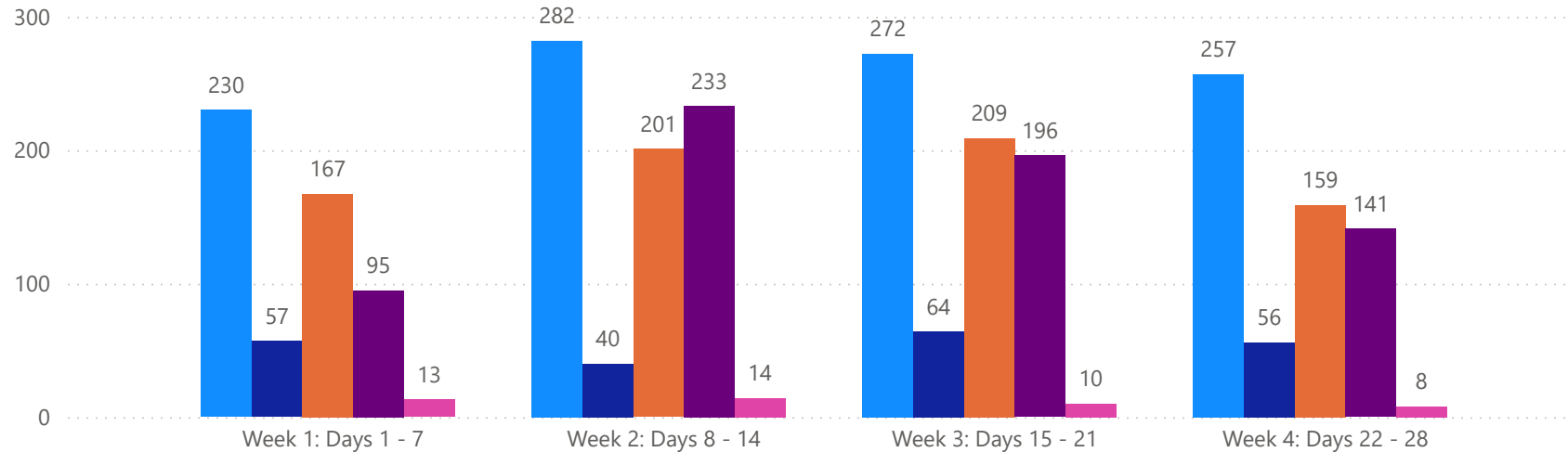
SUNCOAST TAMPA
— ASSOCIATION OF —
REALTORS®

4 WEEK REAL ESTATE MARKET REPORT

PASCO COUNTY - SINGLE FAMILY HOME

12/3/2025

MLS Status ● Active ● Canceled ● Pending ● Sold ● Temporarily Off-Market



All data is current as of today, though some MLS statuses may have changed from prior days.

TOTALS

MLS Status	4 Week Total
Active	1041
Canceled	217
Pending	736
Sold	665
Temporarily Off-Market	45

DAILY MARKET CHANGE

Category	Sum of Pasco
Back on the Market	10
New Listings	37
Price Decrease	120
Price Increase	5

*Back on Market can be from these sources - Pending, Temp Off Market, Cancelled and Expired Listing)

7 DAY SOLD COMPARISON

Closed Prior Year	Volume	Count	Closed Prior Year	Volume	Count
Wednesday, December 03, 2025	\$5,243,125	14	Monday, December 02, 2024	\$17,201,290	36
Tuesday, December 02, 2025	\$9,021,468	22	Sunday, December 01, 2024	\$2,223,344	6
Monday, December 01, 2025	\$13,711,240	34	Saturday, November 30, 2024	\$674,073	1
Friday, November 28, 2025	\$2,854,490	7	Friday, November 29, 2024	\$5,796,690	15
Thursday, November 27, 2025	\$7,373,210	18	Thursday, November 28, 2024	\$4,083,815	10
Total	\$38,203,533	95	Wednesday, November 27, 2024	\$21,869,904	54
			Tuesday, November 26, 2024	\$20,364,345	49
			Total	\$72,213,461	171

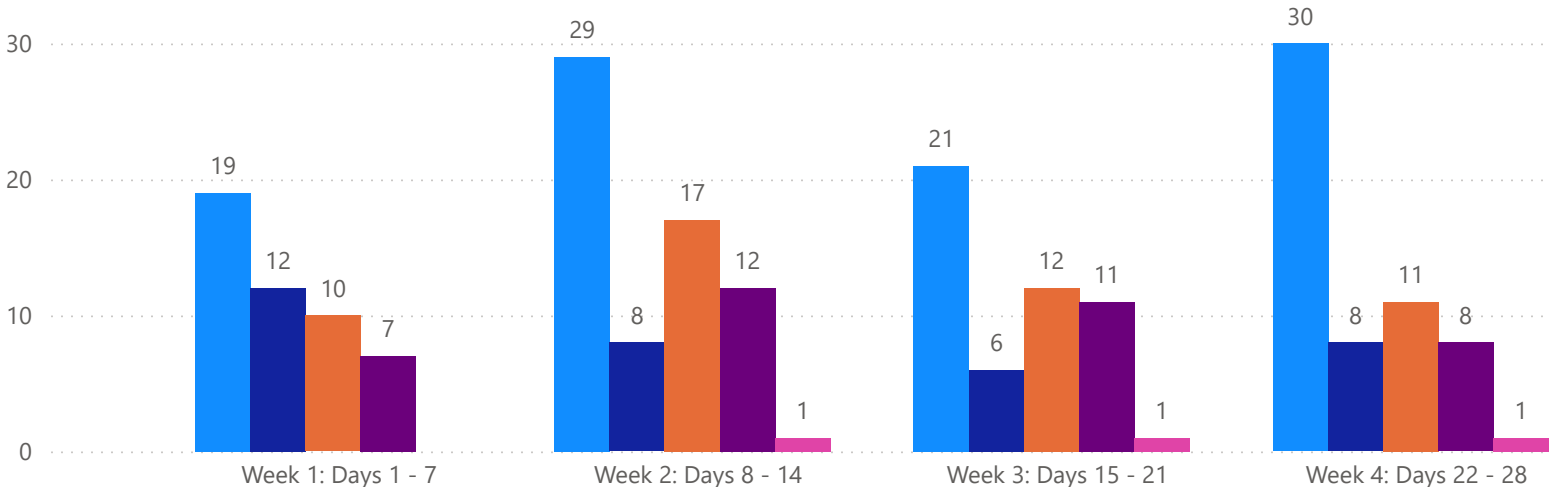
SUNCOAST TAMPA
— ASSOCIATION OF —
REALTORS®

4 WEEK REAL ESTATE MARKET REPORT

PASCO COUNTY - CONDO

12/3/2025

MLSStatus ● Active ● Canceled ● Pending ● Sold ● Temporarily Off-Market



All data is current as of today, though some MLS statuses may have changed from prior days.

TOTALS

MLS Status	4 Week Total
Active	99
Canceled	34
Pending	50
Sold	38
Temporarily Off-Market	3

DAILY MARKET CHANGE

Category	Sum of Pasco
Back on the Market	0
New Listings	3
Price Decrease	3
Price Increase	1

*Back on Market can be from these sources - Pending, Temp Off Market, Cancelled and Expired Listing)

7 DAY SOLD COMPARISON

Closed Prior Year	Volume	Count	Closed Prior Year	Volume	Count
Wednesday, December 03, 2025	\$296,000	2	Thursday, November 28, 2024	\$147,000	1
Tuesday, December 02, 2025	\$415,000	3	Wednesday, November 27, 2024	\$489,000	3
Monday, December 01, 2025	\$225,000	2	Tuesday, November 26, 2024	\$140,000	1
Total	\$936,000	7	Total	\$776,000	5

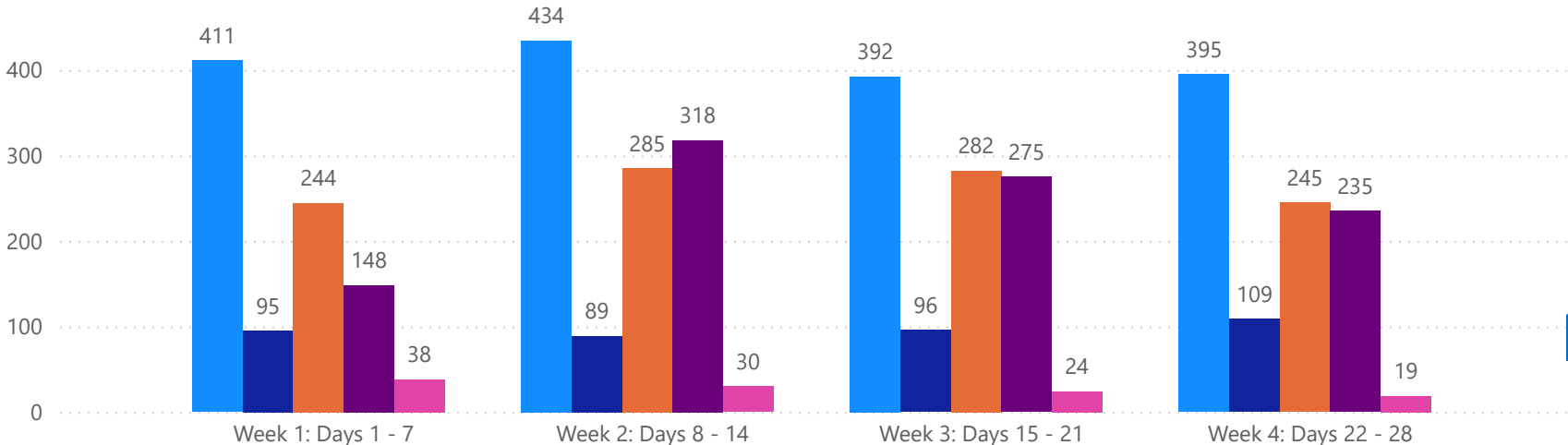
SUNCOAST TAMPA
— ASSOCIATION OF —
REALTORS®

4 WEEK REAL ESTATE MARKET REPORT

HILLSBOROUGH COUNTY - SINGLE FAMILY HOME

12/3/2025

MLS Status ● Active ● Canceled ● Pending ● Sold ● Temporarily Off-Market



All data is current as of today, though some MLS statuses may have changed from prior days.

TOTALS

MLS Status	4 Week Total
Active	1632
Canceled	389
Pending	1056
Sold	976
Temporarily Off-Market	111

DAILY MARKET CHANGE

Category	Sum of Hillsborough	*Back on Market can be from these sources - Pending, Temp Off Market, Cancelled and Expired Listing)
Back on the Market	14	
New Listings	57	
Price Decrease	96	
Price Increase	11	

7 DAY SOLD COMPARISON

Closed Prior Year	Volume	Count	Closed Prior Year	Volume	Count
Wednesday, December 03, 2025	\$12,775,400	17	Monday, December 02, 2024	\$36,193,445	60
Tuesday, December 02, 2025	\$18,881,800	33	Sunday, December 01, 2024	\$800,000	2
Monday, December 01, 2025	\$36,370,700	57	Saturday, November 30, 2024	\$5,488,790	9
Sunday, November 30, 2025	\$755,000	2	Friday, November 29, 2024	\$9,943,975	21
Friday, November 28, 2025	\$12,066,614	23	Thursday, November 28, 2024	\$4,005,360	8
Thursday, November 27, 2025	\$7,183,420	16	Wednesday, November 27, 2024	\$25,024,130	51
Total	\$88,032,934	148	Tuesday, November 26, 2024	\$36,573,390	56
			Total	\$118,029,090	207

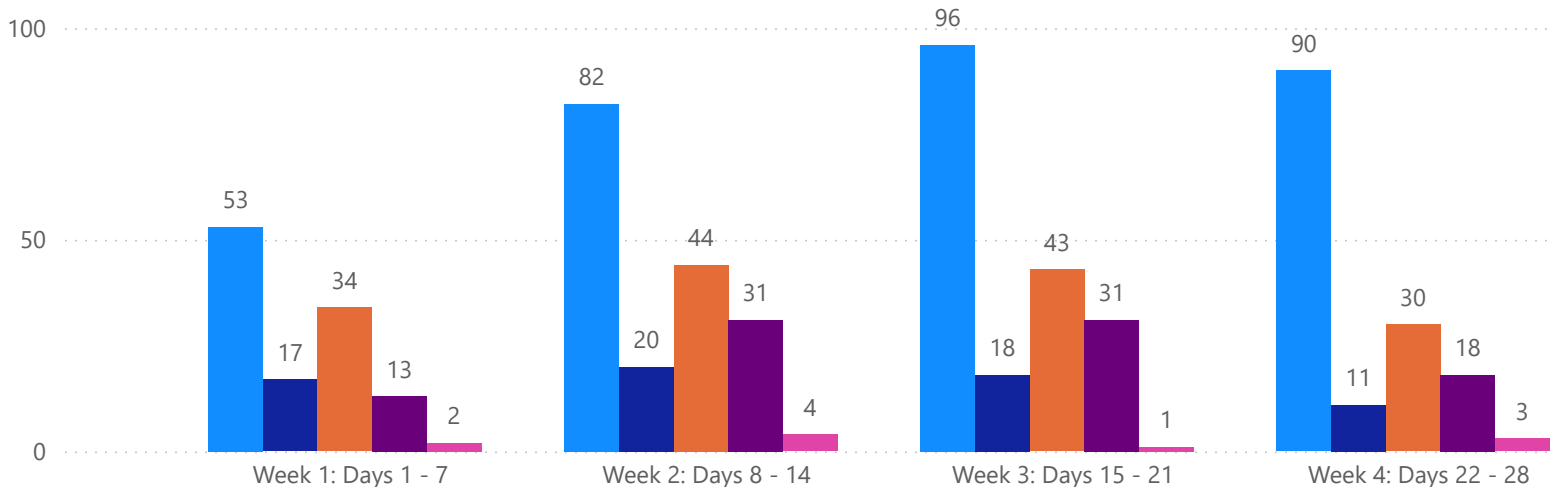
SUNCOAST TAMPA
— ASSOCIATION OF —
REALTORS®

4 WEEK REAL ESTATE MARKET REPORT

HILLSBOROUGH COUNTY - CONDO

12/3/2025

MLSStatus ● Active ● Canceled ● Pending ● Sold ● Temporarily Off-Market



All data is current as of today, though some MLS statuses may have changed from prior days.

TOTALS

MLS Status	4 Week Total
Active	321
Canceled	66
Pending	151
Sold	93
Temporarily Off-Market	10

DAILY MARKET CHANGE

Category	Sum of Hillsborough	*Back on Market can be from these sources - Pending, Temp Off Market, Cancelled and Expired Listing)
Back on the Market	1	
New Listings	9	
Price Decrease	12	
Price Increase	0	

7 DAY SOLD COMPARISON

Closed Prior Year	Volume	Count	Closed Prior Year	Volume	Count
Wednesday, December 03, 2025	\$845,000	4	Monday, December 02, 2024	\$1,492,850	7
Tuesday, December 02, 2025	\$142,000	1	Thursday, November 28, 2024	\$2,200,000	1
Monday, December 01, 2025	\$2,987,700	6	Wednesday, November 27, 2024	\$2,276,900	8
Sunday, November 30, 2025	\$214,900	1	Tuesday, November 26, 2024	\$1,213,500	7
Thursday, November 27, 2025	\$415,000	1	Total	\$7,183,250	23
Total	\$4,604,600	13			

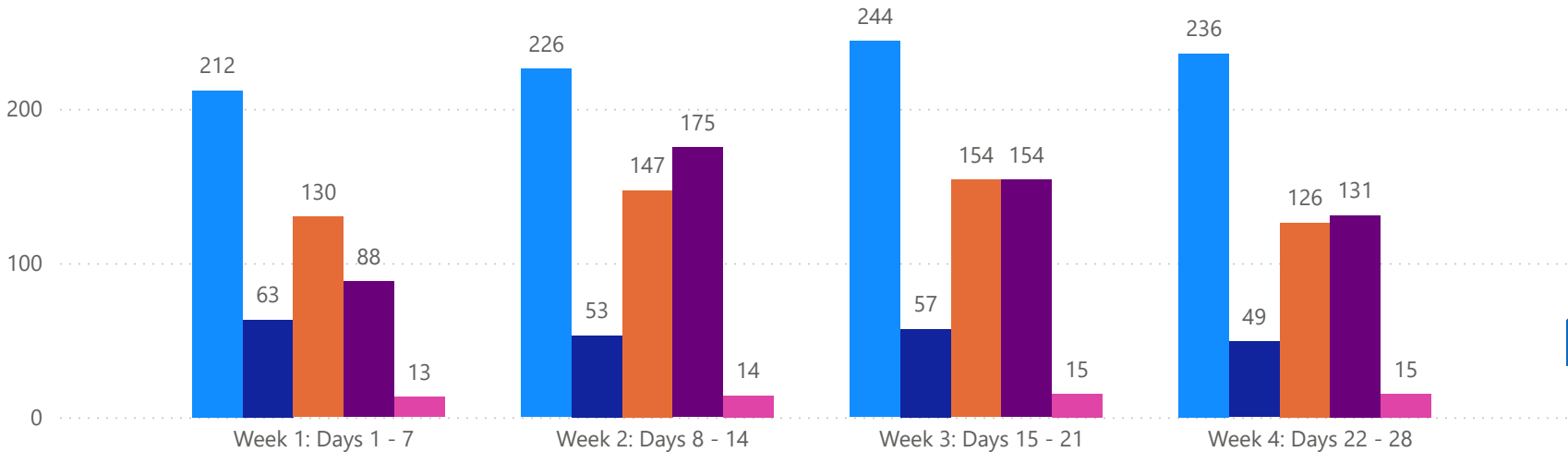
SUNCOAST TAMPA
— ASSOCIATION OF —
REALTORS®

4 WEEK REAL ESTATE MARKET REPORT

SARASOTA COUNTY - SINGLE FAMILY HOME

12/3/2025

MLS Status ● Active ● Canceled ● Pending ● Sold ● Temporarily Off-Market



All data is current as of today, though some MLS statuses may have changed from prior days.

TOTALS

MLS Status	4 Week Total
Active	918
Canceled	222
Pending	557
Sold	548
Temporarily Off-Market	57

DAILY MARKET CHANGE

Category	Sum of Sarasota
Back on the Market	9
New Listings	32
Price Decrease	54
Price Increase	1

*Back on Market can be from these sources - Pending, Temp Off Market, Cancelled and Expired Listing)

7 DAY SOLD COMPARISON

Closed Prior Year	Volume	Count	Closed Prior Year	Volume	Count
Wednesday, December 03, 2025	\$18,597,900	12	Monday, December 02, 2024	\$26,431,701	30
Tuesday, December 02, 2025	\$14,973,348	25	Sunday, December 01, 2024	\$690,000	1
Monday, December 01, 2025	\$24,491,654	35	Friday, November 29, 2024	\$2,625,405	7
Sunday, November 30, 2025	\$935,980	3	Thursday, November 28, 2024	\$1,147,942	2
Friday, November 28, 2025	\$11,219,117	12	Wednesday, November 27, 2024	\$20,313,823	17
Thursday, November 27, 2025	\$575,000	1	Tuesday, November 26, 2024	\$21,326,240	34
Total	\$70,792,999	88	Total	\$72,535,111	91

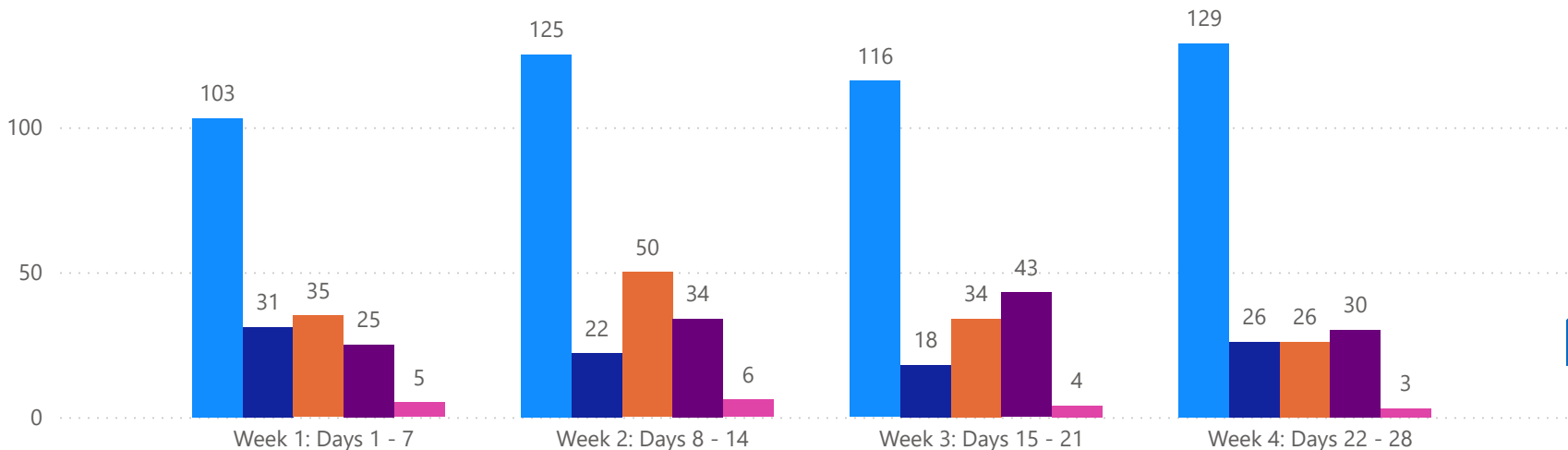
SUNCOAST TAMPA
— ASSOCIATION OF —
REALTORS®

4 WEEK REAL ESTATE MARKET REPORT

SARASOTA COUNTY - CONDO

12/3/2025

MLSStatus ● Active ● Canceled ● Pending ● Sold ● Temporarily Off-Market



All data is current as of today, though some MLS statuses may have changed from prior days.

TOTALS

MLS Status	4 Week Total
Active	473
Canceled	97
Pending	145
Sold	132
Temporarily Off-Market	18

DAILY MARKET CHANGE

Category	Sum of Sarasota
Back on the Market	1
New Listings	12
Price Decrease	18
Price Increase	1

*Back on Market can be from these sources - Pending, Temp Off Market, Cancelled and Expired Listing)

7 DAY SOLD COMPARISON

Closed Prior Year	Volume	Count	Closed Prior Year	Volume	Count
Wednesday, December 03, 2025	\$2,304,000	3	Monday, December 02, 2024	\$25,017,500	20
Tuesday, December 02, 2025	\$4,881,000	11	Friday, November 29, 2024	\$1,062,000	2
Monday, December 01, 2025	\$6,694,626	7	Wednesday, November 27, 2024	\$3,898,398	11
Friday, November 28, 2025	\$726,000	2	Tuesday, November 26, 2024	\$1,800,341	5
Thursday, November 27, 2025	\$955,000	2	Total	\$31,778,239	38
Total	\$15,560,626	25			

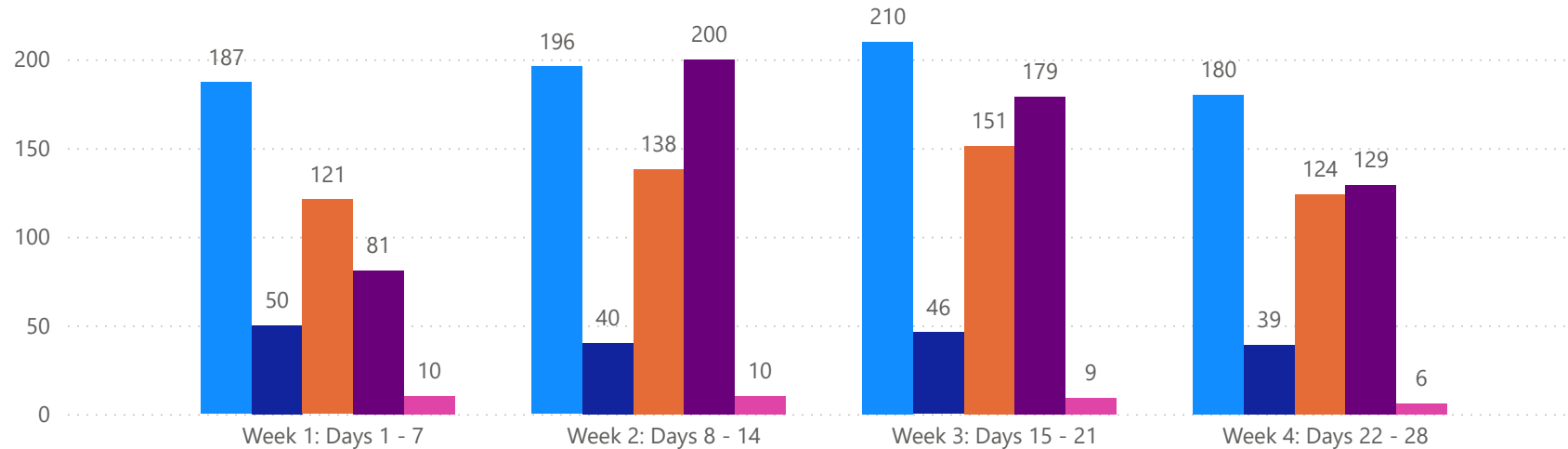
SUNCOAST TAMPA
— ASSOCIATION OF —
REALTORS®

4 WEEK REAL ESTATE MARKET REPORT

MANATEE COUNTY - SINGLE FAMILY HOME

12/3/2025

MLS Status ● Active ● Canceled ● Pending ● Sold ● Temporarily Off-Market



All data is current as of today, though some MLS statuses may have changed from prior days.

TOTALS

MLS Status	4 Week Total
Active	773
Canceled	175
Pending	534
Sold	589
Temporarily Off-Market	35

DAILY MARKET CHANGE

Category	Sum of Manatee
Back on the Market	9
New Listings	40
Price Decrease	92
Price Increase	16

*Back on Market can be from these sources - Pending, Temp Off Market, Cancelled and Expired Listing)

7 DAY SOLD COMPARISON

Closed Prior Year	Volume	Count	Closed Prior Year	Volume	Count
Wednesday, December 03, 2025	\$8,351,000	7	Monday, December 02, 2024	\$14,524,900	20
Tuesday, December 02, 2025	\$12,247,010	18	Sunday, December 01, 2024	\$1,606,809	2
Monday, December 01, 2025	\$27,253,058	44	Saturday, November 30, 2024	\$1,132,293	3
Friday, November 28, 2025	\$5,658,544	12	Friday, November 29, 2024	\$22,795,000	50
Total	\$53,509,612	81	Thursday, November 28, 2024	\$615,325	1
			Wednesday, November 27, 2024	\$21,543,802	48
			Tuesday, November 26, 2024	\$28,902,863	42
			Total	\$91,120,992	166

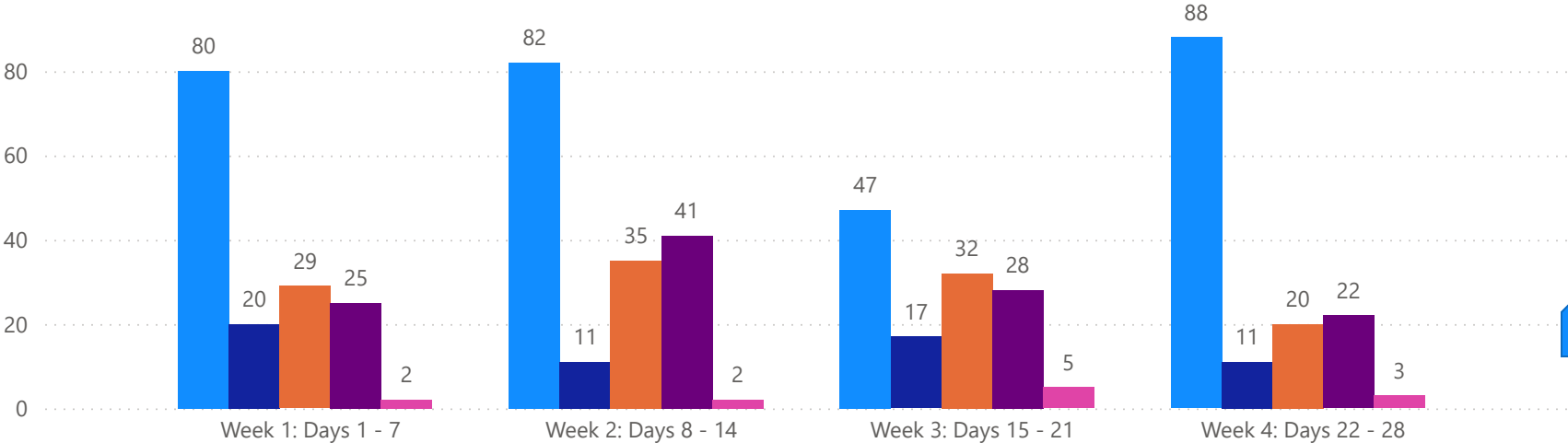
SUNCOAST TAMPA
— ASSOCIATION OF —
REALTORS®

4 WEEK REAL ESTATE MARKET REPORT

MANATEE COUNTY - CONDO

12/3/2025

MLSStatus ● Active ● Canceled ● Pending ● Sold ● Temporarily Off-Market



TOTALS

MLS Status	4 Week Total
Active	297
Canceled	59
Pending	116
Sold	116
Temporarily Off-Market	12

DAILY MARKET CHANGE

Category	Sum of Manatee
Back on the Market	3
New Listings	11
Price Decrease	17
Price Increase	0

*Back on Market can be from these sources - Pending, Temp Off Market, Cancelled and Expired Listing)

7 DAY SOLD COMPARISON

Closed Prior Year	Volume	Count
Wednesday, December 03, 2025	\$1,785,000	3
Tuesday, December 02, 2025	\$1,520,000	4
Monday, December 01, 2025	\$3,917,400	13
Friday, November 28, 2025	\$1,089,000	3
Thursday, November 27, 2025	\$612,098	2
Total	\$8,923,498	25

Closed Prior Year	Volume	Count
Monday, December 02, 2024	\$1,027,867	5
Friday, November 29, 2024	\$875,000	4
Wednesday, November 27, 2024	\$1,915,000	3
Tuesday, November 26, 2024	\$1,539,707	5
Total	\$5,357,574	17

SUNCOAST TAMPA
— ASSOCIATION OF —
REALTORS®