

SUNCOAST TAMPA
ASSOCIATION OF
REALTORS®

4 WEEK REAL ESTATE MARKET REPORT

Tuesday, December 9, 2025

As of: Wednesday, December 10, 2025

- 1 Report Breakdown**
- 2 Cumulative Tampa Bay Report - Single Family Home**
- 3 Cumulative Tampa Bay Report - Condominium**
- 4 Pinellas County - Single Family Home**
- 5 Pinellas County - Condominium**
- 6 Pasco County - Single Family Home**
- 7 Pasco County - Condominium**
- 8 Hillsborough County - Single Family Home**
- 9 Hillsborough County - Condominium**
- 10 Sarasota County - Single Family Home**
- 11 Sarasota County - Condominium**
- 12 Manatee County - Single Family Home**
- 13 Manatee County - Condominium**

4 WEEK REAL ESTATE MARKET REPORT

REPORT BREAKDOWN

Tuesday, December 9, 2025

SUNCOAST TAMPA
— ASSOCIATION OF —
REALTORS®

as of: 12/10/2025

Day 1	Tuesday, December 9, 2025
Day 2	Monday, December 8, 2025
Day 3	Sunday, December 7, 2025
Day 4	Saturday, December 6, 2025
Day 5	Friday, December 5, 2025
Day 6	Wednesday, December 10, 2025
Day 7	Tuesday, December 9, 2025
Day 8	Monday, December 8, 2025
Day 9	Sunday, December 7, 2025
Day 10	Saturday, December 6, 2025
Day 11	Friday, December 5, 2025
Day 12	Thursday, December 4, 2025
Day 13	Wednesday, December 3, 2025
Day 14	Tuesday, December 2, 2025
Day 15	Monday, December 1, 2025
Day 16	Sunday, November 30, 2025
Day 17	Saturday, November 29, 2025
Day 18	Friday, November 28, 2025
Day 19	Thursday, November 27, 2025
Day 20	Wednesday, November 26, 2025
Day 21	Tuesday, November 25, 2025
Day 22	Monday, November 24, 2025
Day 23	Sunday, November 23, 2025
Day 24	Saturday, November 22, 2025
Day 25	Friday, November 21, 2025
Day 26	Thursday, November 20, 2025
Day 27	Wednesday, November 19, 2025
Day 28	Tuesday, November 18, 2025

REPORT BREAKDOWN

GRAPH:

Active - Newly listed during the date range

Pending - Status changed to 'pending' during the date range

Sold - Closed during the date range

Canceled - Canceled during the date range

Temp off Market - Status changed to 'temp' off market' during the date range

The date ranges are not cumulative.

Day 1: Tuesday, December 9, 2025

Day 28: Tuesday, November 18, 2025

TOTALS:

4 Weeks: The summation of each date range (Day 1 - Day 28)

Market Changes

Day 1's New Listings, Price Increase, Price Decreases and Back on Market

Manatee County - Single Family Home

7 Day Sold Comparison

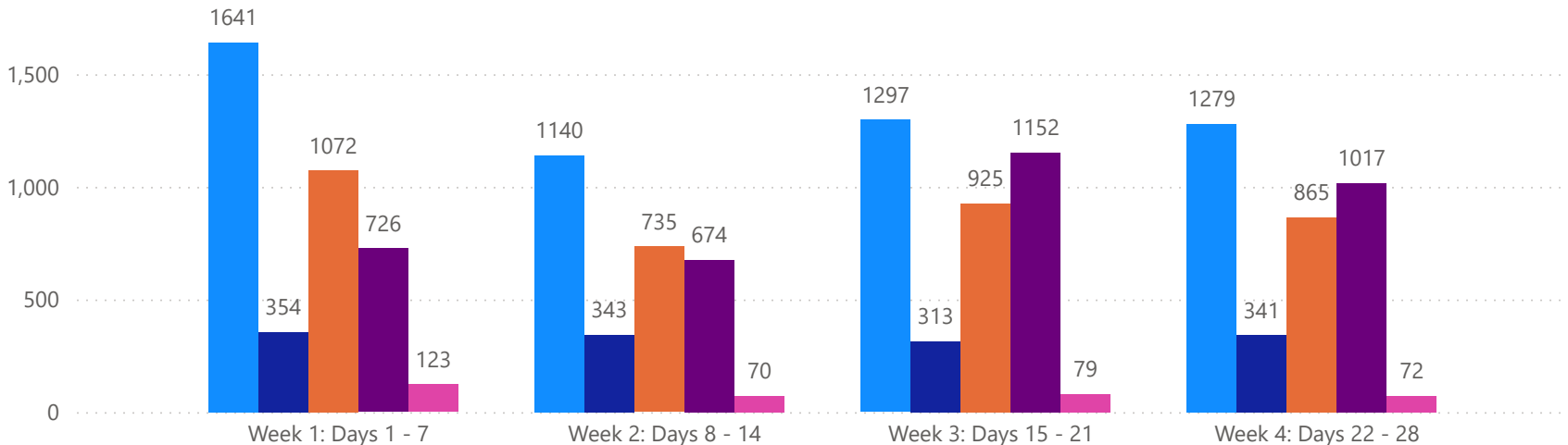
Compares the sold amount and volume in the last 7 days against the same timeframe in the prior year and days 8 - days 14.

4 WEEK REAL ESTATE MARKET REPORT

TAMPA BAY - SINGLE FAMILY HOME

12/9/2025

MLSStatus ● Active ● Canceled ● Pending ● Sold ● Temporarily Off-Market



All data is current as of today, though some MLS statuses may have changed from prior days.

TOTALS

MLS Status	4 Week Total
Active	5357
Canceled	1351
Pending	3597
Sold	3569
Temporarily Off-Market	344

DAILY MARKET CHANGE

Category	Sum of Total
Back on the Market	38
New Listings	166
Price Decrease	259
Price Increase	18

*Back on Market can be from these sources - Pending, Temp Off Market, Cancelled and Expired Listing)

7 DAY SOLD COMPARISON

Closed Prior Year	Volume	Count
Tuesday, December 09, 2025	\$40,935,058	60
Monday, December 08, 2025	\$66,256,259	114
Saturday, December 06, 2025	\$2,124,000	6
Friday, December 05, 2025	\$167,639,887	285
Thursday, December 04, 2025	\$92,815,292	142
Wednesday, December 03, 2025	\$80,478,858	119
Total	\$450,249,354	726

Closed Prior Year	Volume	Count
Sunday, December 08, 2024	\$1,255,000	2
Saturday, December 07, 2024	\$2,610,960	5
Friday, December 06, 2024	\$157,656,116	293
Thursday, December 05, 2024	\$83,165,808	155
Wednesday, December 04, 2024	\$78,171,346	134
Tuesday, December 03, 2024	\$84,583,576	146
Monday, December 02, 2024	\$122,867,342	185
Total	\$530,310,148	920

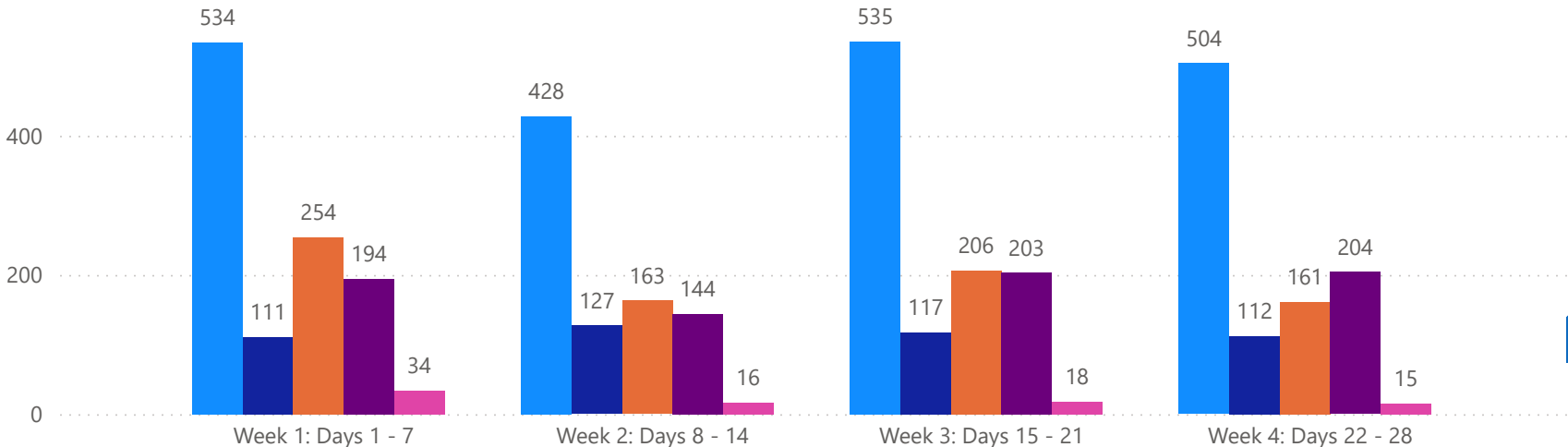
SUNCOAST TAMPA
— ASSOCIATION OF —
REALTORS®

4 WEEK REAL ESTATE MARKET REPORT

TAMPA BAY - CONDO

12/9/2025

MLSStatus ● Active ● Canceled ● Pending ● Sold ● Temporarily Off-Market



All data is current as of today, though some MLS statuses may have changed from prior days.

TOTALS

MLS Status	4 Week Total
Active	2001
Canceled	467
Pending	784
Sold	745
Temporarily Off-Market	83

DAILY MARKET CHANGE

Category	Sum of Total
Back on the Market	11
New Listings	60
Price Decrease	64
Price Increase	2

*Back on Market can be from these sources - Pending, Temp Off Market, Cancelled and Expired Listing)

7 DAY SOLD COMPARISON

Closed Prior Year	Volume	Count	Closed Prior Year	Volume	Count
Tuesday, December 09, 2025	\$12,650,713	16	Sunday, December 08, 2024	\$893,000	3
Monday, December 08, 2025	\$29,233,110	37	Saturday, December 07, 2024	\$514,000	3
Friday, December 05, 2025	\$34,600,000	64	Friday, December 06, 2024	\$28,893,499	58
Thursday, December 04, 2025	\$21,580,031	44	Thursday, December 05, 2024	\$13,644,900	28
Wednesday, December 03, 2025	\$13,313,890	33	Wednesday, December 04, 2024	\$32,453,126	38
Total	\$111,377,744	194	Tuesday, December 03, 2024	\$21,490,508	34
			Monday, December 02, 2024	\$39,154,217	58
			Total	\$137,043,250	222

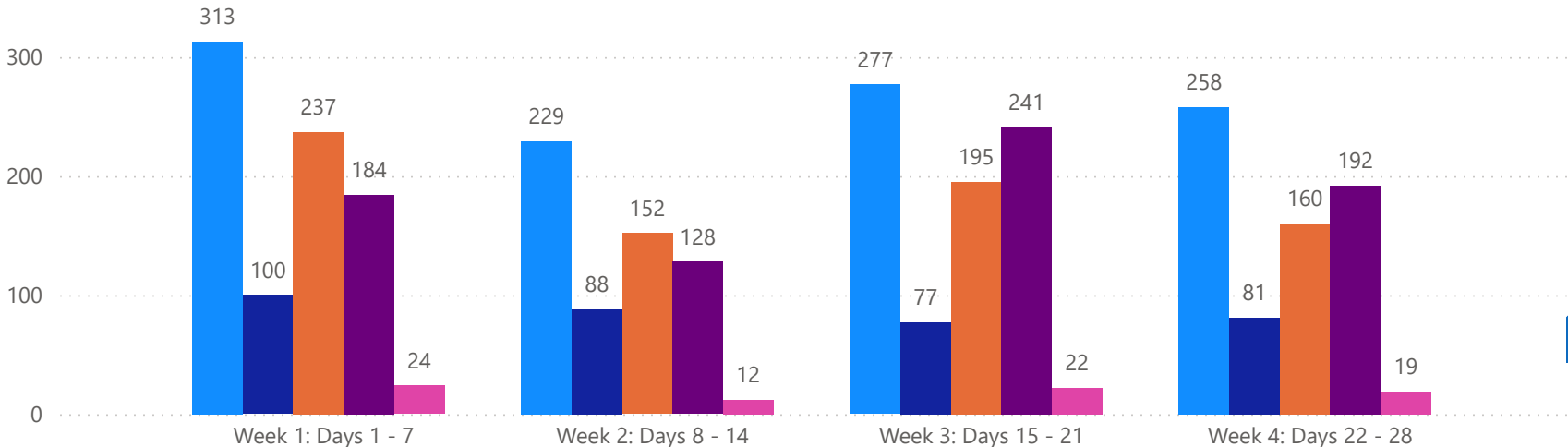
SUNCOAST TAMPA
— ASSOCIATION OF —
REALTORS®

4 WEEK REAL ESTATE MARKET REPORT

PINELLAS COUNTY - SINGLE FAMILY HOME

12/9/2025

MLS Status ● Active ● Canceled ● Pending ● Sold ● Temporarily Off-Market



All data is current as of today, though some MLS statuses may have changed from prior days.

TOTALS

MLS Status	4 Week Total
Active	1077
Canceled	346
Pending	744
Sold	745
Temporarily Off-Market	77

DAILY MARKET CHANGE

Category	Sum of Pinellas
Back on the Market	12
New Listings	29
Price Decrease	49
Price Increase	4

*Back on Market can be from these sources - Pending, Temp Off Market, Cancelled and Expired Listing)

7 DAY SOLD COMPARISON

Closed Prior Year	Volume	Count	Closed Prior Year	Volume	Count
Tuesday, December 09, 2025	\$11,638,900	18	Saturday, December 07, 2024	\$445,000	1
Monday, December 08, 2025	\$18,455,050	30	Friday, December 06, 2024	\$44,133,922	76
Saturday, December 06, 2025	\$275,000	1	Thursday, December 05, 2024	\$26,682,000	39
Friday, December 05, 2025	\$41,894,755	73	Wednesday, December 04, 2024	\$14,001,674	29
Thursday, December 04, 2025	\$18,815,899	33	Tuesday, December 03, 2024	\$17,249,250	25
Wednesday, December 03, 2025	\$15,447,777	29	Monday, December 02, 2024	\$28,516,006	39
Total	\$106,527,381	184	Total	\$131,027,852	209

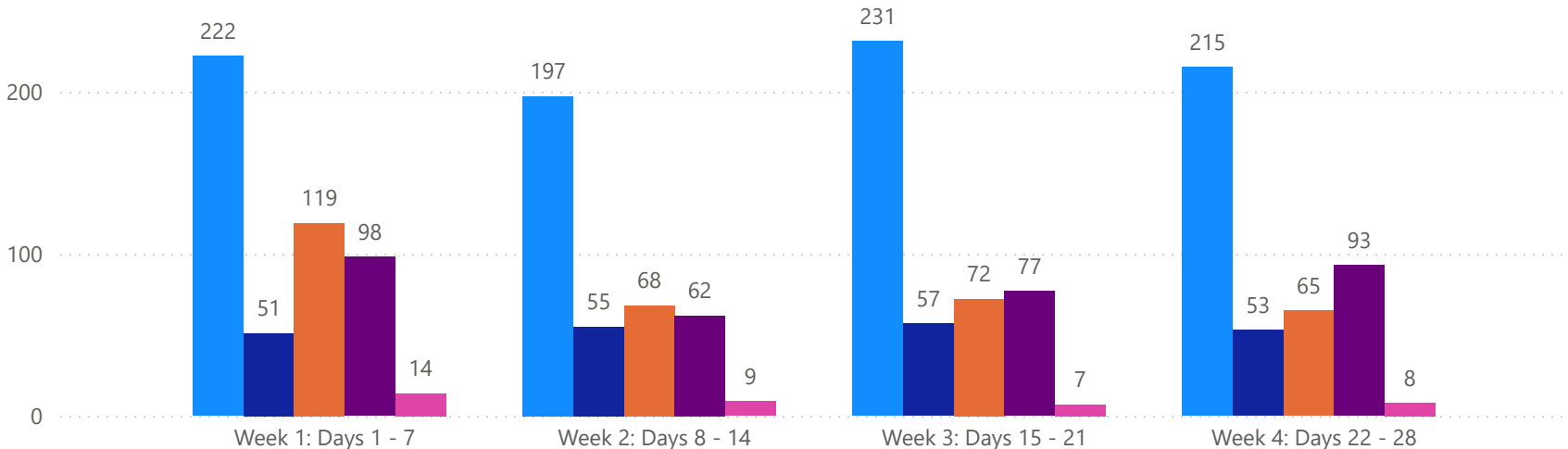
SUNCOAST TAMPA
— ASSOCIATION OF —
REALTORS®

4 WEEK REAL ESTATE MARKET REPORT

PINELLAS COUNTY - CONDO

12/9/2025

MLSStatus ● Active ● Canceled ● Pending ● Sold ● Temporarily Off-Market



All data is current as of today, though some MLS statuses may have changed from prior days.

TOTALS

MLS Status	4 Week Total
Active	865
Canceled	216
Pending	324
Sold	330
Temporarily Off-Market	38

DAILY MARKET CHANGE

Category	Sum of Pinellas
Back on the Market	6
New Listings	22
Price Decrease	26
Price Increase	1

*Back on Market can be from these sources - Pending, Temp Off Market, Cancelled and Expired Listing)

7 DAY SOLD COMPARISON

Closed Prior Year	Volume	Count	Closed Prior Year	Volume	Count
Tuesday, December 09, 2025	\$10,172,713	10	Sunday, December 08, 2024	\$598,000	2
Monday, December 08, 2025	\$17,460,984	20	Saturday, December 07, 2024	\$514,000	3
Friday, December 05, 2025	\$22,269,584	30	Friday, December 06, 2024	\$7,048,250	23
Thursday, December 04, 2025	\$16,736,306	25	Thursday, December 05, 2024	\$2,469,400	11
Wednesday, December 03, 2025	\$4,897,900	13	Wednesday, December 04, 2024	\$9,585,500	14
Total	\$71,537,487	98	Tuesday, December 03, 2024	\$7,068,508	18
			Monday, December 02, 2024	\$11,616,000	26
			Total	\$38,899,658	97

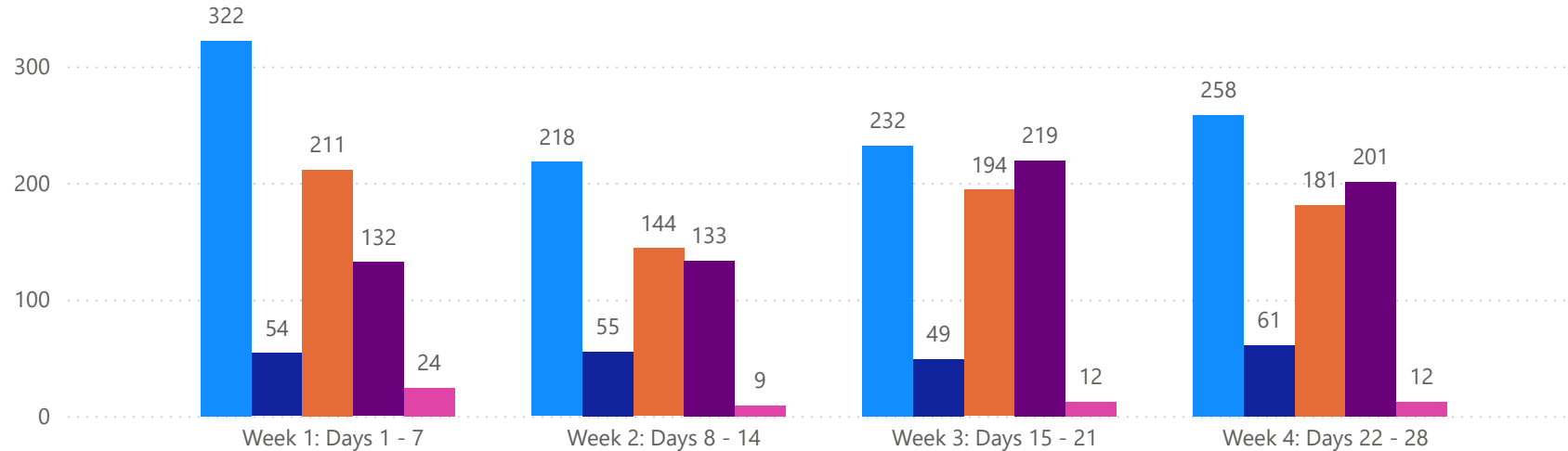
SUNCOAST TAMPA
— ASSOCIATION OF —
REALTORS®

4 WEEK REAL ESTATE MARKET REPORT

PASCO COUNTY - SINGLE FAMILY HOME

12/9/2025

MLS Status ● Active ● Canceled ● Pending ● Sold ● Temporarily Off-Market



All data is current as of today, though some MLS statuses may have changed from prior days.

TOTALS

MLS Status	4 Week Total
Active	1030
Canceled	219
Pending	730
Sold	685
Temporarily Off-Market	57

DAILY MARKET CHANGE

Category	Sum of Pasco
Back on the Market	7
New Listings	33
Price Decrease	48
Price Increase	6

*Back on Market can be from these sources - Pending, Temp Off Market, Cancelled and Expired Listing)

7 DAY SOLD COMPARISON

Closed Prior Year	Volume	Count	Closed Prior Year	Volume	Count
Tuesday, December 09, 2025	\$5,247,999	11	Saturday, December 07, 2024	\$480,000	1
Monday, December 08, 2025	\$7,513,340	20	Friday, December 06, 2024	\$23,019,384	55
Saturday, December 06, 2025	\$395,000	2	Thursday, December 05, 2024	\$8,607,305	22
Friday, December 05, 2025	\$23,083,141	54	Wednesday, December 04, 2024	\$10,877,980	28
Thursday, December 04, 2025	\$9,891,689	23	Tuesday, December 03, 2024	\$11,671,300	31
Wednesday, December 03, 2025	\$8,125,615	22	Monday, December 02, 2024	\$17,201,290	36
Total	\$54,256,784	132	Total	\$71,857,259	173

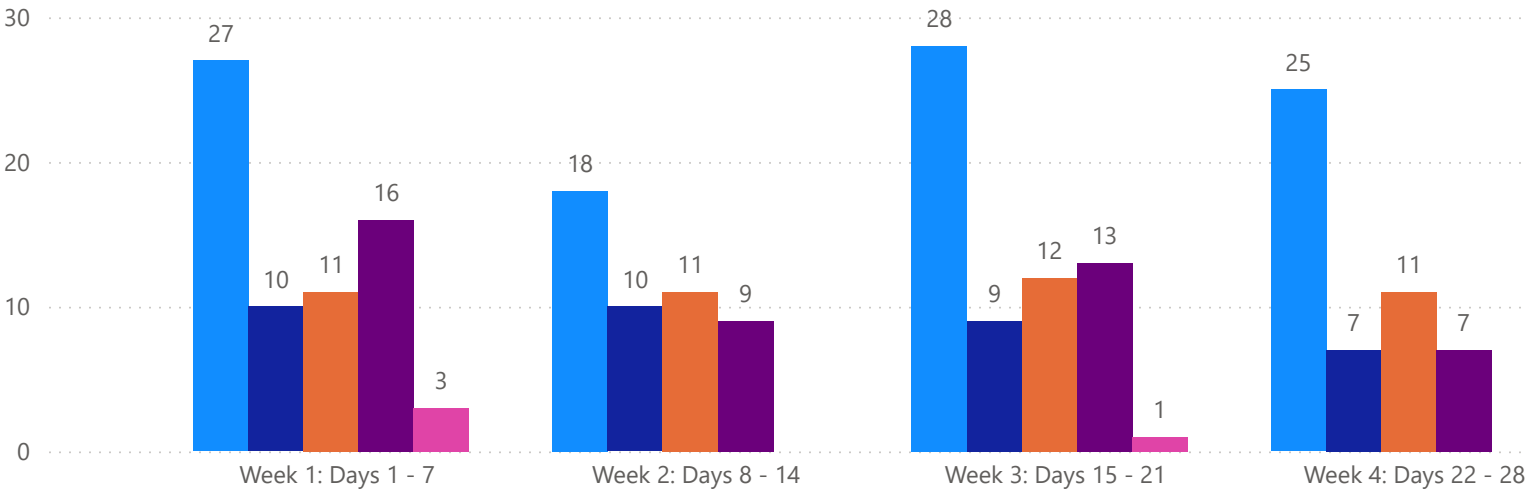
SUNCOAST TAMPA
— ASSOCIATION OF —
REALTORS®

4 WEEK REAL ESTATE MARKET REPORT

PASCO COUNTY - CONDO

12/9/2025

MLSStatus ● Active ● Canceled ● Pending ● Sold ● Temporarily Off-Market



All data is current as of today, though some MLS statuses may have changed from prior days.

TOTALS

MLS Status	4 Week Total
Active	98
Canceled	36
Pending	45
Sold	45
Temporarily Off-Market	4

DAILY MARKET CHANGE

Category	Sum of Pasco
Back on the Market	0
New Listings	3
Price Decrease	5
Price Increase	0

*Back on Market can be from these sources - Pending, Temp Off Market, Cancelled and Expired Listing)

7 DAY SOLD COMPARISON

Closed Prior Year	Volume	Count
Monday, December 08, 2025	\$190,000	2
Friday, December 05, 2025	\$1,090,900	7
Thursday, December 04, 2025	\$299,900	2
Wednesday, December 03, 2025	\$739,000	5
Total	\$2,319,800	16

Closed Prior Year	Volume	Count
Friday, December 06, 2024	\$889,500	5
Thursday, December 05, 2024	\$140,000	1
Wednesday, December 04, 2024	\$611,000	4
Tuesday, December 03, 2024	\$380,000	3
Total	\$2,020,500	13

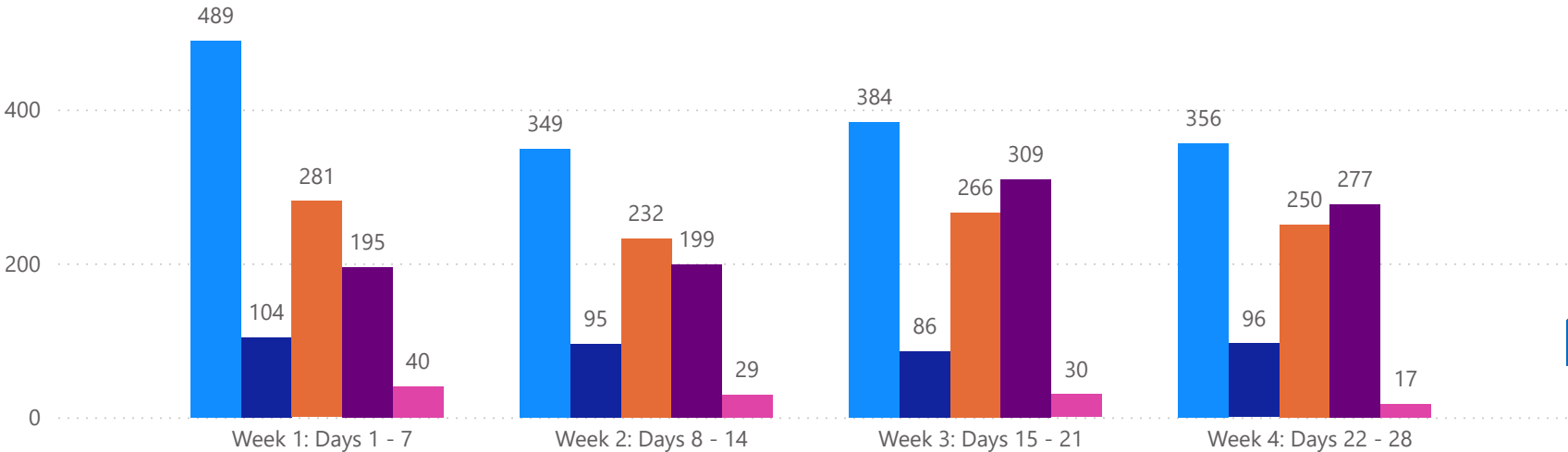
SUNCOAST TAMPA
— ASSOCIATION OF —
REALTORS®

4 WEEK REAL ESTATE MARKET REPORT

HILLSBOROUGH COUNTY - SINGLE FAMILY HOME

12/9/2025

MLSStatus
Active
Canceled
Pending
Sold
Temporarily Off-Market



All data is current as of today, though some MLS statuses may have changed from prior days.

7 DAY SOLD COMPARISON

Closed Prior Year	Volume	Count	Closed Prior Year	Volume	Count
Tuesday, December 09, 2025	\$9,701,000	16	Sunday, December 08, 2024	\$900,000	1
Monday, December 08, 2025	\$12,273,854	25	Saturday, December 07, 2024	\$445,000	1
Saturday, December 06, 2025	\$869,000	2	Friday, December 06, 2024	\$46,122,380	90
Friday, December 05, 2025	\$45,781,478	84	Thursday, December 05, 2024	\$21,879,093	46
Thursday, December 04, 2025	\$25,286,940	35	Wednesday, December 04, 2024	\$25,765,235	48
Wednesday, December 03, 2025	\$18,927,915	33	Tuesday, December 03, 2024	\$18,972,766	40
Total	\$112,840,187	195	Monday, December 02, 2024	\$36,193,445	60
			Total	\$150,277,919	286

TOTALS

MLS Status	4 Week Total
Active	1578
Canceled	381
Pending	1029
Sold	980
Temporarily Off-Market	116

DAILY MARKET CHANGE

Category	Sum of Hillsborough	
Back on the Market	9	*Back on Market can be from these sources - Pending, Temp Off Market, Cancelled and Expired Listing)
New Listings	28	
Price Decrease	64	
Price Increase	2	

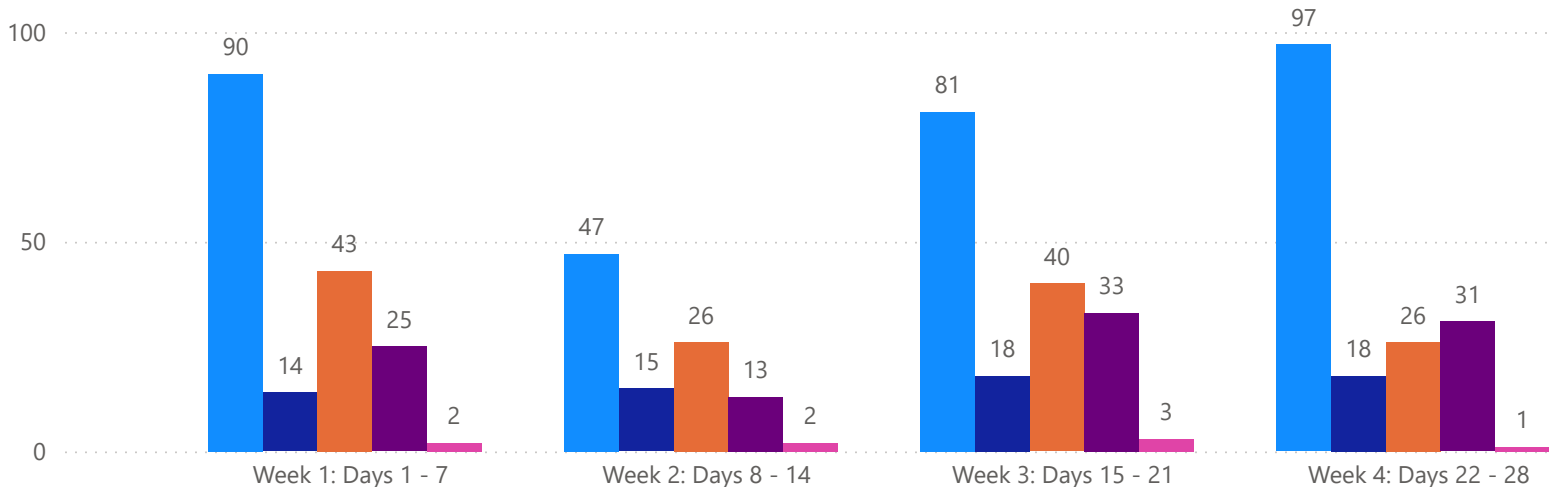
SUNCOAST TAMPA
 — ASSOCIATION OF —
REALTORS®

4 WEEK REAL ESTATE MARKET REPORT

HILLSBOROUGH COUNTY - CONDO

12/9/2025

MLSStatus ● Active ● Canceled ● Pending ● Sold ● Temporarily Off-Market



All data is current as of today, though some MLS statuses may have changed from prior days.

TOTALS

MLS Status	4 Week Total
Active	315
Canceled	65
Pending	135
Sold	102
Temporarily Off-Market	8

DAILY MARKET CHANGE

Category	Sum of Hillsborough	*Back on Market can be from these sources - Pending, Temp Off Market, Cancelled and Expired Listing)
Back on the Market	1	
New Listings	9	
Price Decrease	12	
Price Increase	0	

7 DAY SOLD COMPARISON

Closed Prior Year	Volume	Count	Closed Prior Year	Volume	Count
Tuesday, December 09, 2025	\$820,000	2	Friday, December 06, 2024	\$7,462,899	14
Monday, December 08, 2025	\$1,663,900	5	Thursday, December 05, 2024	\$4,245,000	7
Friday, December 05, 2025	\$1,000,000	3	Wednesday, December 04, 2024	\$1,670,000	3
Thursday, December 04, 2025	\$1,772,825	8	Tuesday, December 03, 2024	\$912,000	4
Wednesday, December 03, 2025	\$1,638,000	7	Monday, December 02, 2024	\$1,492,850	7
Total	\$6,894,725	25	Total	\$15,782,749	35

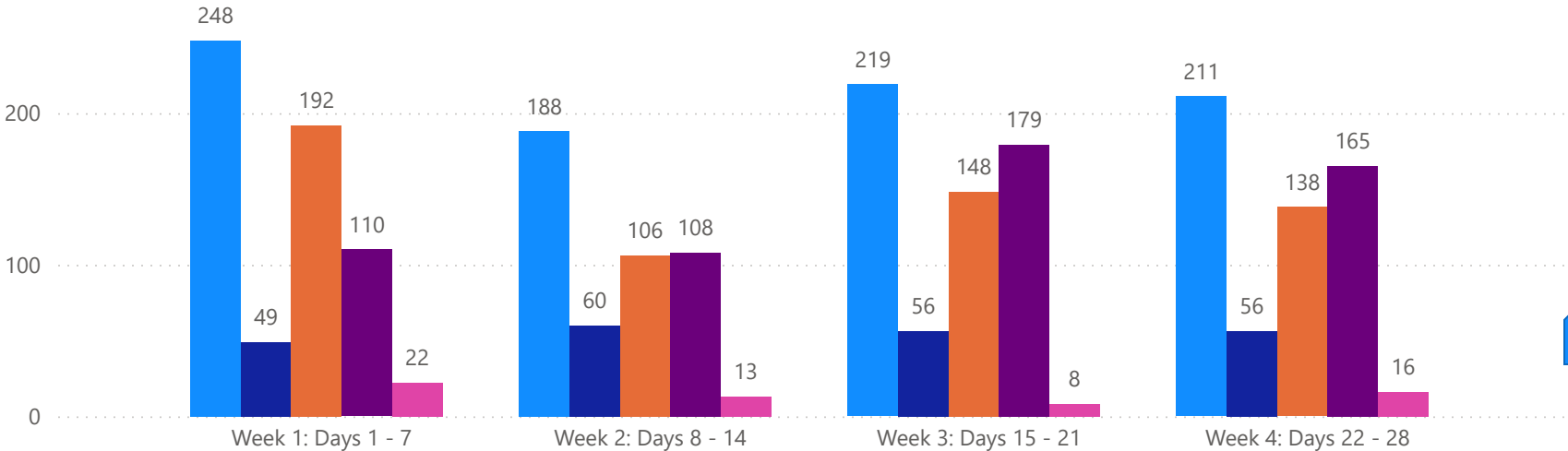
SUNCOAST TAMPA
— ASSOCIATION OF —
REALTORS®

4 WEEK REAL ESTATE MARKET REPORT

SARASOTA COUNTY - SINGLE FAMILY HOME

12/9/2025

MLSStatus ● Active ● Canceled ● Pending ● Sold ● Temporarily Off-Market



TOTALS

MLS Status	4 Week Total
Active	866
Canceled	221
Pending	584
Sold	562
Temporarily Off-Market	59

DAILY MARKET CHANGE

Category	Sum of Sarasota
Back on the Market	4
New Listings	37
Price Decrease	59
Price Increase	1

*Back on Market can be from these sources - Pending, Temp Off Market, Cancelled and Expired Listing)

All data is current as of today, though some MLS statuses may have changed from prior days.

7 DAY SOLD COMPARISON

Closed Prior Year	Volume	Count	Closed Prior Year	Volume	Count
Tuesday, December 09, 2025	\$5,604,139	6	Sunday, December 08, 2024	\$355,000	1
Monday, December 08, 2025	\$14,558,000	16	Saturday, December 07, 2024	\$767,970	1
Saturday, December 06, 2025	\$585,000	1	Friday, December 06, 2024	\$22,922,445	39
Friday, December 05, 2025	\$37,039,766	41	Thursday, December 05, 2024	\$11,424,900	24
Thursday, December 04, 2025	\$22,364,750	26	Wednesday, December 04, 2024	\$12,347,657	12
Wednesday, December 03, 2025	\$22,467,916	20	Tuesday, December 03, 2024	\$17,752,881	24
Total	\$102,619,571	110	Monday, December 02, 2024	\$26,431,701	30
			Total	\$92,002,554	131

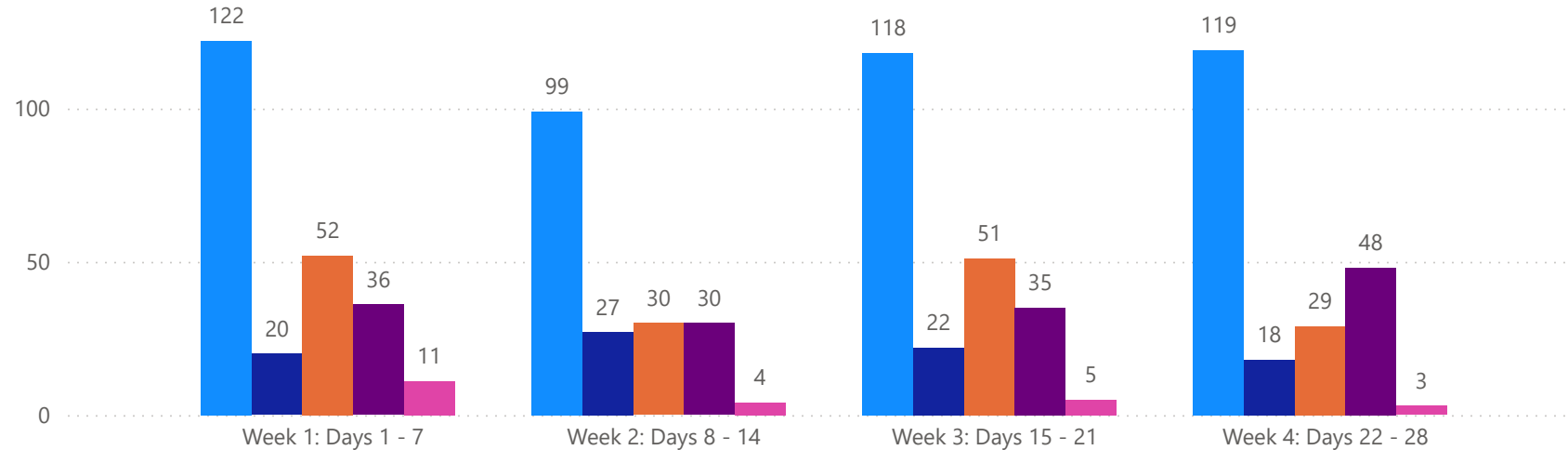
SUNCOAST TAMPA
— ASSOCIATION OF —
REALTORS®

4 WEEK REAL ESTATE MARKET REPORT

SARASOTA COUNTY - CONDO

12/9/2025

MLSStatus ● Active ● Canceled ● Pending ● Sold ● Temporarily Off-Market



All data is current as of today, though some MLS statuses may have changed from prior days.

TOTALS

MLS Status	4 Week Total
Active	458
Canceled	87
Pending	162
Sold	149
Temporarily Off-Market	23

DAILY MARKET CHANGE

Category	Sum of Sarasota
Back on the Market	1
New Listings	18
Price Decrease	9
Price Increase	1

*Back on Market can be from these sources - Pending, Temp Off Market, Cancelled and Expired Listing)

7 DAY SOLD COMPARISON

Closed Prior Year	Volume	Count	Closed Prior Year	Volume	Count
Tuesday, December 09, 2025	\$1,180,000	2	Friday, December 06, 2024	\$12,335,350	12
Monday, December 08, 2025	\$9,148,326	8	Thursday, December 05, 2024	\$6,185,500	7
Friday, December 05, 2025	\$6,844,516	15	Wednesday, December 04, 2024	\$18,274,190	10
Thursday, December 04, 2025	\$1,956,000	7	Tuesday, December 03, 2024	\$11,300,000	4
Wednesday, December 03, 2025	\$3,904,000	4	Monday, December 02, 2024	\$25,017,500	20
Total	\$23,032,842	36	Total	\$73,112,540	53

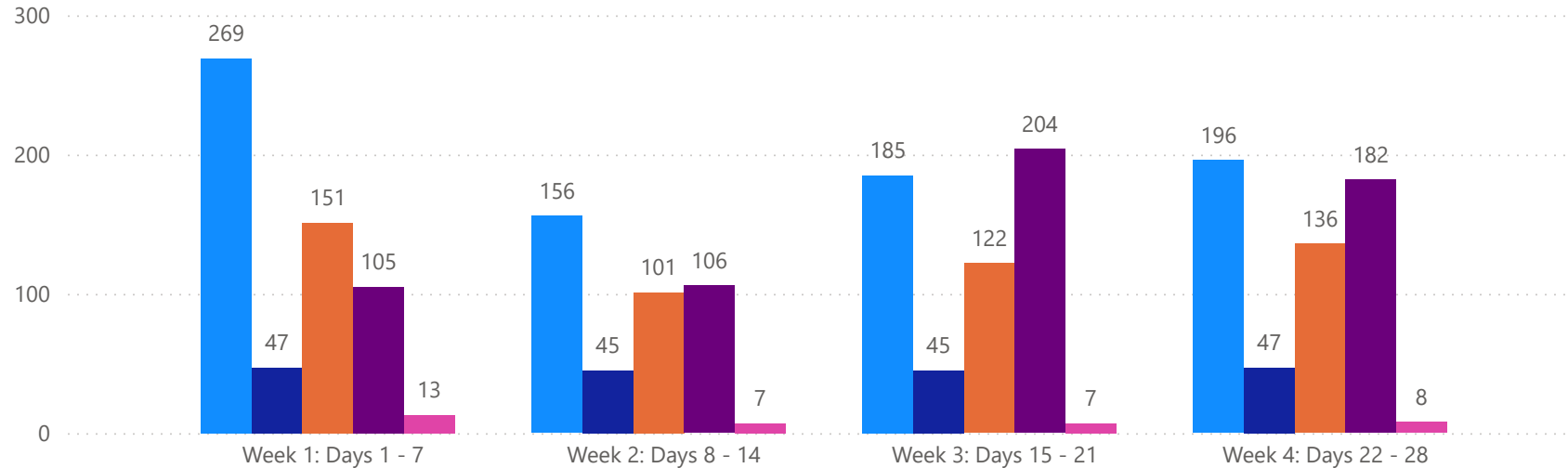
SUNCOAST TAMPA
— ASSOCIATION OF —
REALTORS®

4 WEEK REAL ESTATE MARKET REPORT

MANATEE COUNTY - SINGLE FAMILY HOME

12/9/2025

MLS Status ● Active ● Canceled ● Pending ● Sold ● Temporarily Off-Market



All data is current as of today, though some MLS statuses may have changed from prior days.

TOTALS

MLS Status	4 Week Total
Active	806
Canceled	184
Pending	510
Sold	597
Temporarily Off-Market	35

DAILY MARKET CHANGE

Category	Sum of Manatee
Back on the Market	6
New Listings	39
Price Decrease	39
Price Increase	5

*Back on Market can be from these sources - Pending, Temp Off Market, Cancelled and Expired Listing)

7 DAY SOLD COMPARISON

Closed Prior Year	Volume	Count	Closed Prior Year	Volume	Count
Tuesday, December 09, 2025	\$8,743,020	9	Saturday, December 07, 2024	\$472,990	1
Monday, December 08, 2025	\$13,456,015	23	Friday, December 06, 2024	\$21,457,985	33
Friday, December 05, 2025	\$19,840,747	33	Thursday, December 05, 2024	\$14,572,510	24
Thursday, December 04, 2025	\$16,456,014	25	Wednesday, December 04, 2024	\$15,178,800	17
Wednesday, December 03, 2025	\$15,509,635	15	Tuesday, December 03, 2024	\$18,937,379	26
Total	\$74,005,431	105	Monday, December 02, 2024	\$14,524,900	20
			Total	\$85,144,564	121

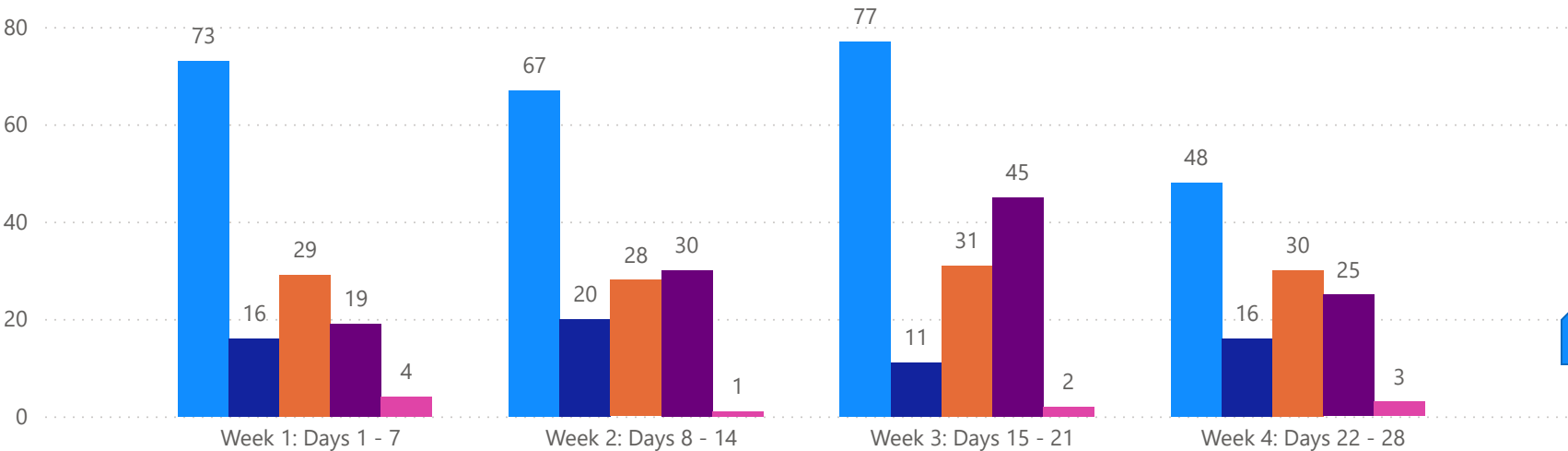
SUNCOAST TAMPA
— ASSOCIATION OF —
REALTORS®

4 WEEK REAL ESTATE MARKET REPORT

MANATEE COUNTY - CONDO

12/9/2025

MLSStatus ● Active ● Canceled ● Pending ● Sold ● Temporarily Off-Market



TOTALS

MLS Status	4 Week Total
Active	265
Canceled	63
Pending	118
Sold	119
Temporarily Off-Market	10

DAILY MARKET CHANGE

Category	Sum of Manatee
Back on the Market	3
New Listings	8
Price Decrease	12
Price Increase	0

*Back on Market can be from these sources - Pending, Temp Off Market, Cancelled and Expired Listing)

7 DAY SOLD COMPARISON

Closed Prior Year	Volume	Count
Tuesday, December 09, 2025	\$478,000	2
Monday, December 08, 2025	\$769,900	2
Friday, December 05, 2025	\$3,395,000	9
Thursday, December 04, 2025	\$815,000	2
Wednesday, December 03, 2025	\$2,134,990	4
Total	\$7,592,890	19

Closed Prior Year	Volume	Count
Sunday, December 08, 2024	\$295,000	1
Friday, December 06, 2024	\$1,157,500	4
Thursday, December 05, 2024	\$605,000	2
Wednesday, December 04, 2024	\$2,312,436	7
Tuesday, December 03, 2024	\$1,830,000	5
Monday, December 02, 2024	\$1,027,867	5
Total	\$7,227,803	24

SUNCOAST TAMPA
— ASSOCIATION OF —
REALTORS®