



4 WEEK REAL ESTATE MARKET REPORT

Wednesday, December 10, 2025

As of: Thursday, December 11, 2025

- 1 Report Breakdown
- 2 Cumulative Tampa Bay Report - Single Family Home
- 3 Cumulative Tampa Bay Report - Condominium
- 4 Pinellas County - Single Family Home
- 5 Pinellas County - Condominium
- 6 Pasco County - Single Family Home
- 7 Pasco County - Condominium
- 8 Hillsborough County - Single Family Home
- 9 Hillsborough County - Condominium
- 10 Sarasota County - Single Family Home
- 11 Sarasota County - Condominium
- 12 Manatee County - Single Family Home
- 13 Manatee County - Condominium

4 WEEK REAL ESTATE MARKET REPORT

REPORT BREAKDOWN

Wednesday, December 10, 2025

SUNCOAST TAMPA
— ASSOCIATION OF —
REALTORS®

as of: 12/11/2025

Day 1	Wednesday, December 10, 2025
Day 2	Tuesday, December 9, 2025
Day 3	Monday, December 8, 2025
Day 4	Sunday, December 7, 2025
Day 5	Saturday, December 6, 2025
Day 6	Thursday, December 11, 2025
Day 7	Wednesday, December 10, 2025
Day 8	Tuesday, December 9, 2025
Day 9	Monday, December 8, 2025
Day 10	Sunday, December 7, 2025
Day 11	Saturday, December 6, 2025
Day 12	Friday, December 5, 2025
Day 13	Thursday, December 4, 2025
Day 14	Wednesday, December 3, 2025
Day 15	Tuesday, December 2, 2025
Day 16	Monday, December 1, 2025
Day 17	Sunday, November 30, 2025
Day 18	Saturday, November 29, 2025
Day 19	Friday, November 28, 2025
Day 20	Thursday, November 27, 2025
Day 21	Wednesday, November 26, 2025
Day 22	Tuesday, November 25, 2025
Day 23	Monday, November 24, 2025
Day 24	Sunday, November 23, 2025
Day 25	Saturday, November 22, 2025
Day 26	Friday, November 21, 2025
Day 27	Thursday, November 20, 2025
Day 28	Wednesday, November 19, 2025

REPORT BREAKDOWN

GRAPH:

Active - Newly listed during the date range

Pending - Status changed to 'pending' during the date range

Sold - Closed during the date range

Canceled - Canceled during the date range

Temp off Market - Status changed to 'temp' off market' during the date range

The date ranges are not cumulative.

Day 1: Wednesday, December 10, 2025

Day 28: Wednesday, November 19, 2025

TOTALS:

4 Weeks: The summation of each date range (Day 1 - Day 28)

Market Changes

Day 1's New Listings, Price Increase, Price Decreases and Back on Market

Manatee County - Single Family Home

7 Day Sold Comparison

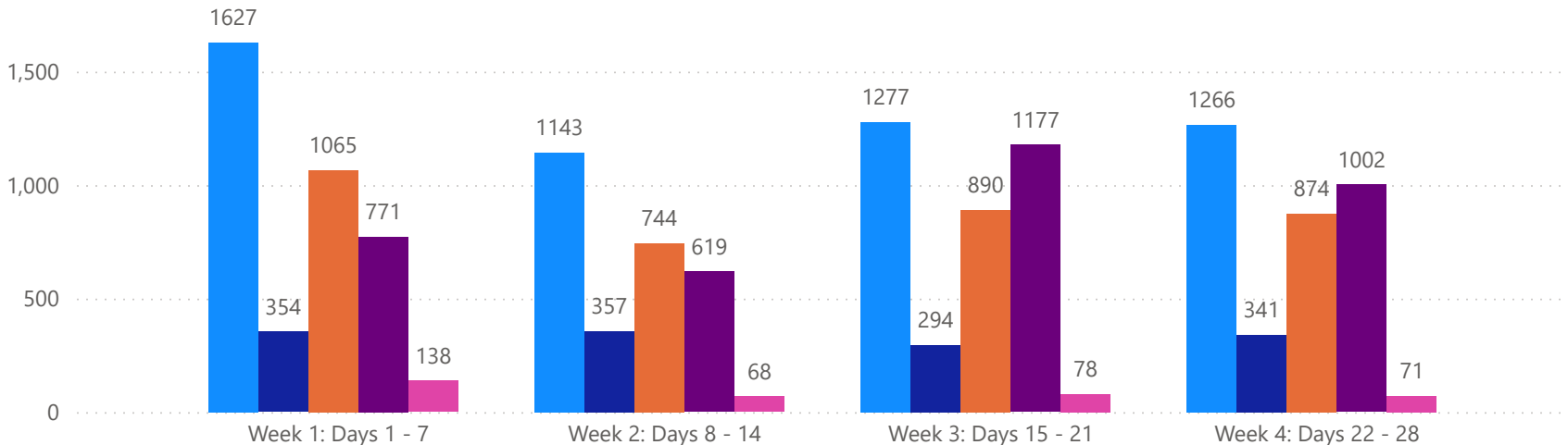
Compares the sold amount and volume in the last 7 days against the same timeframe in the prior year and days 8 - days 14.

4 WEEK REAL ESTATE MARKET REPORT

TAMPA BAY - SINGLE FAMILY HOME

12/10/2025

MLS Status ● Active ● Canceled ● Pending ● Sold ● Temporarily Off-Market



All data is current as of today, though some MLS statuses may have changed from prior days.

TOTALS

MLS Status	4 Week Total
Active	5313
Canceled	1346
Pending	3573
Sold	3569
Temporarily Off-Market	355

DAILY MARKET CHANGE

Category	Sum of Total
Back on the Market	70
New Listings	187
Price Decrease	416
Price Increase	49

*Back on Market can be from these sources - Pending, Temp Off Market, Cancelled and Expired Listing)

7 DAY SOLD COMPARISON

Closed Prior Year	Volume	Count	Closed Prior Year	Volume	Count
Wednesday, December 10, 2025	\$64,548,831	111	Monday, December 09, 2024	\$110,334,805	189
Tuesday, December 09, 2025	\$55,758,838	93	Sunday, December 08, 2024	\$1,255,000	2
Monday, December 08, 2025	\$73,567,863	128	Saturday, December 07, 2024	\$2,610,960	5
Saturday, December 06, 2025	\$4,101,990	10	Friday, December 06, 2024	\$157,656,116	293
Friday, December 05, 2025	\$172,067,877	288	Thursday, December 05, 2024	\$83,165,808	155
Thursday, December 04, 2025	\$89,394,292	141	Wednesday, December 04, 2024	\$78,171,346	134
Total	\$459,439,691	771	Tuesday, December 03, 2024	\$84,583,576	146
			Total	\$517,777,611	924

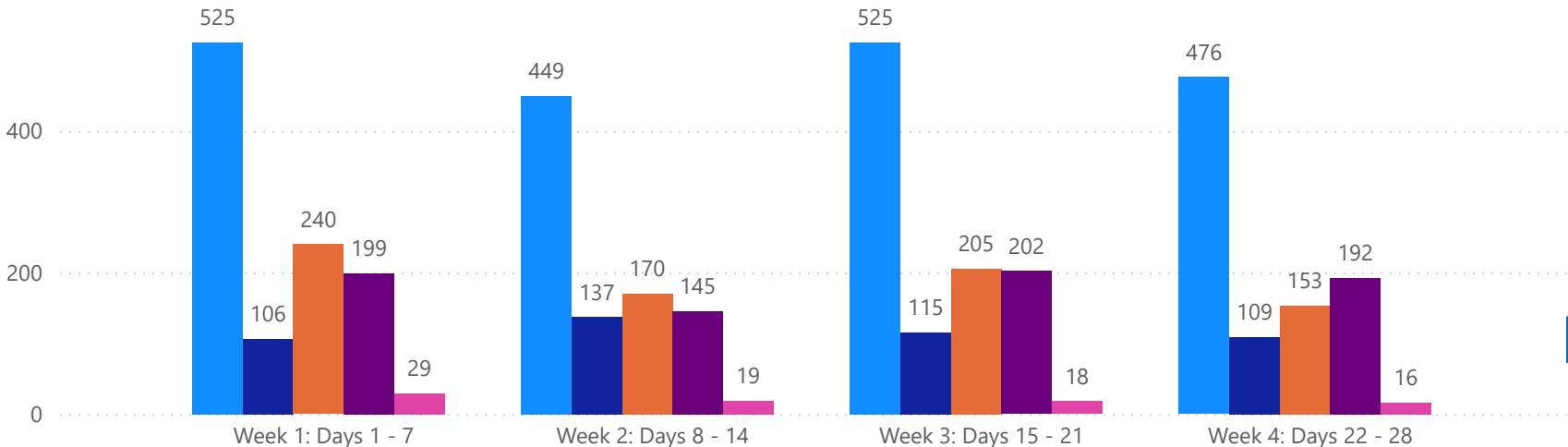
SUNCOAST TAMPA
— ASSOCIATION OF —
REALTORS®

4 WEEK REAL ESTATE MARKET REPORT

TAMPA BAY - CONDO

12/10/2025

MLSStatus ● Active ● Canceled ● Pending ● Sold ● Temporarily Off-Market



All data is current as of today, though some MLS statuses may have changed from prior days.

TOTALS

MLS Status	4 Week Total
Active	1975
Canceled	467
Pending	768
Sold	738
Temporarily Off-Market	82

DAILY MARKET CHANGE

Category	Sum of Total
Back on the Market	13
New Listings	43
Price Decrease	68
Price Increase	1

*Back on Market can be from these sources - Pending, Temp Off Market, Cancelled and Expired Listing)

7 DAY SOLD COMPARISON

Closed Prior Year	Volume	Count	Closed Prior Year	Volume	Count
Wednesday, December 10, 2025	\$13,669,508	22	Monday, December 09, 2024	\$20,858,557	34
Tuesday, December 09, 2025	\$15,285,713	26	Sunday, December 08, 2024	\$893,000	3
Monday, December 08, 2025	\$30,229,110	41	Saturday, December 07, 2024	\$514,000	3
Sunday, December 07, 2025	\$165,000	1	Friday, December 06, 2024	\$28,893,499	58
Saturday, December 06, 2025	\$185,000	1	Thursday, December 05, 2024	\$13,644,900	28
Friday, December 05, 2025	\$34,600,000	64	Wednesday, December 04, 2024	\$32,453,126	38
Thursday, December 04, 2025	\$21,580,031	44	Tuesday, December 03, 2024	\$21,490,508	34
Total	\$115,714,362	199	Total	\$118,747,590	198

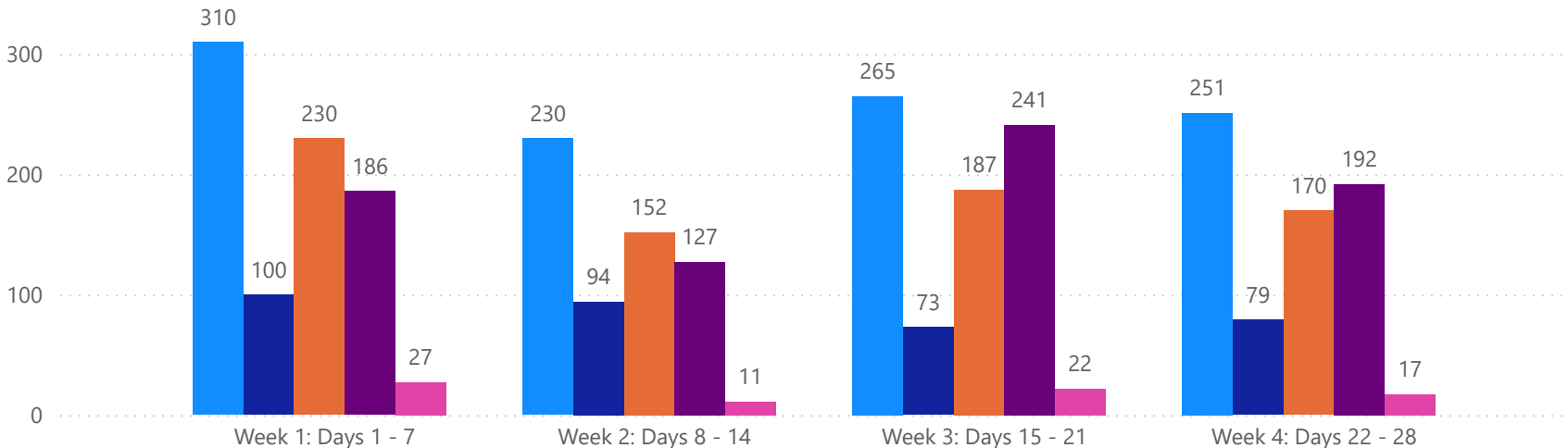
SUNCOAST TAMPA
— ASSOCIATION OF —
REALTORS®

4 WEEK REAL ESTATE MARKET REPORT

PINELLAS COUNTY - SINGLE FAMILY HOME

12/10/2025

MLSStatus ● Active ● Canceled ● Pending ● Sold ● Temporarily Off-Market



All data is current as of today, though some MLS statuses may have changed from prior days.

TOTALS

MLS Status	4 Week Total
Active	1056
Canceled	346
Pending	739
Sold	746
Temporarily Off-Market	77

DAILY MARKET CHANGE

Category	Sum of Pinellas
Back on the Market	13
New Listings	32
Price Decrease	51
Price Increase	1

*Back on Market can be from these sources - Pending, Temp Off Market, Cancelled and Expired Listing)

7 DAY SOLD COMPARISON

Closed Prior Year	Volume	Count	Closed Prior Year	Volume	Count
Wednesday, December 10, 2025	\$11,446,100	20	Monday, December 09, 2024	\$18,674,750	31
Tuesday, December 09, 2025	\$13,956,800	25	Saturday, December 07, 2024	\$445,000	1
Monday, December 08, 2025	\$19,275,050	32	Friday, December 06, 2024	\$44,133,922	76
Saturday, December 06, 2025	\$1,055,000	2	Thursday, December 05, 2024	\$26,682,000	39
Friday, December 05, 2025	\$45,044,755	74	Wednesday, December 04, 2024	\$14,001,674	29
Thursday, December 04, 2025	\$18,815,899	33	Tuesday, December 03, 2024	\$17,249,250	25
Total	\$109,593,604	186	Total	\$121,186,596	201

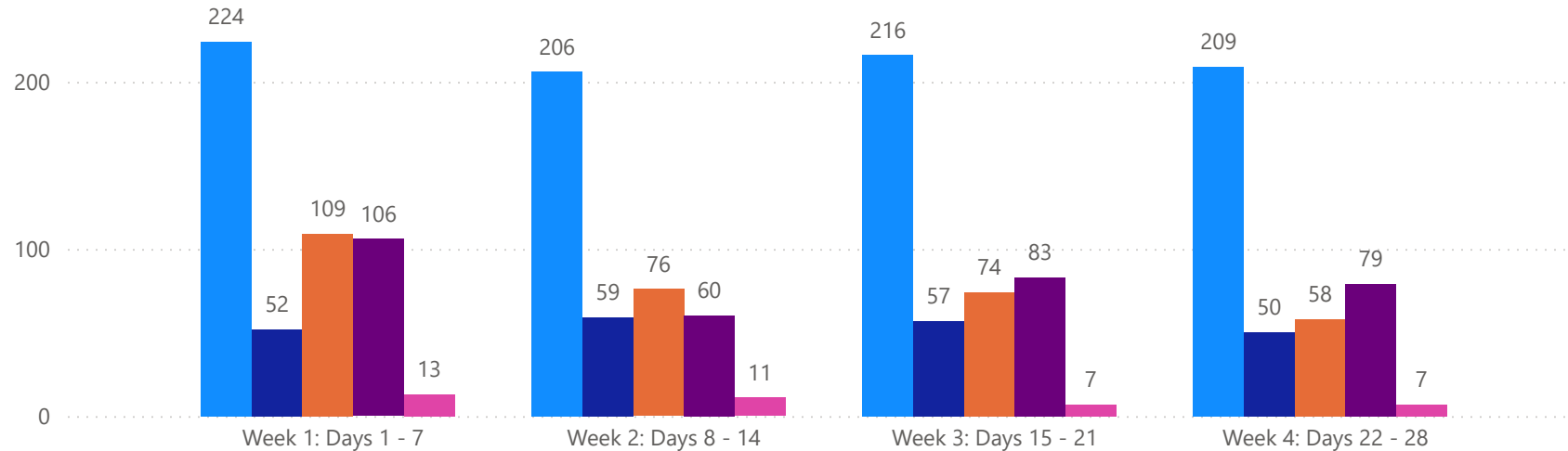
SUNCOAST TAMPA
— ASSOCIATION OF —
REALTORS®

4 WEEK REAL ESTATE MARKET REPORT

PINELLAS COUNTY - CONDO

12/10/2025

MLSStatus ● Active ● Canceled ● Pending ● Sold ● Temporarily Off-Market



All data is current as of today, though some MLS statuses may have changed from prior days.

TOTALS

MLS Status	4 Week Total
Active	855
Canceled	218
Pending	317
Sold	328
Temporarily Off-Market	38

DAILY MARKET CHANGE

Category	Sum of Pinellas
Back on the Market	8
New Listings	16
Price Decrease	27
Price Increase	1

*Back on Market can be from these sources - Pending, Temp Off Market, Cancelled and Expired Listing)

7 DAY SOLD COMPARISON

Closed Prior Year	Volume	Count	Closed Prior Year	Volume	Count
Wednesday, December 10, 2025	\$11,063,008	14	Monday, December 09, 2024	\$8,530,100	17
Tuesday, December 09, 2025	\$11,613,713	15	Sunday, December 08, 2024	\$598,000	2
Monday, December 08, 2025	\$17,766,984	22	Saturday, December 07, 2024	\$514,000	3
Friday, December 05, 2025	\$22,269,584	30	Friday, December 06, 2024	\$7,048,250	23
Thursday, December 04, 2025	\$16,736,306	25	Thursday, December 05, 2024	\$2,469,400	11
Total	\$79,449,595	106	Wednesday, December 04, 2024	\$9,585,500	14
			Tuesday, December 03, 2024	\$7,068,508	18
			Total	\$35,813,758	88

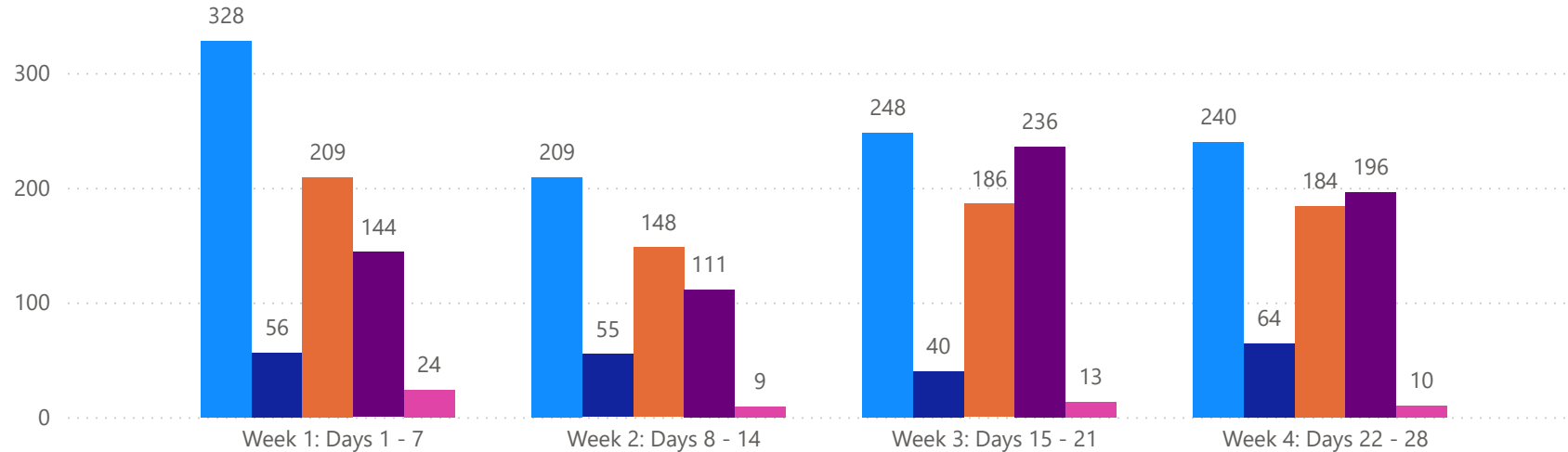
SUNCOAST TAMPA
— ASSOCIATION OF —
REALTORS®

4 WEEK REAL ESTATE MARKET REPORT

PASCO COUNTY - SINGLE FAMILY HOME

12/10/2025

MLS Status ● Active ● Canceled ● Pending ● Sold ● Temporarily Off-Market



All data is current as of today, though some MLS statuses may have changed from prior days.

TOTALS

MLS Status	4 Week Total
Active	1025
Canceled	215
Pending	727
Sold	687
Temporarily Off-Market	56

DAILY MARKET CHANGE

Category	Sum of Pasco
Back on the Market	9
New Listings	36
Price Decrease	89
Price Increase	16

*Back on Market can be from these sources - Pending, Temp Off Market, Cancelled and Expired Listing)

7 DAY SOLD COMPARISON

Closed Prior Year	Volume	Count	Closed Prior Year	Volume	Count
Wednesday, December 10, 2025	\$8,740,612	21	Monday, December 09, 2024	\$15,045,440	36
Tuesday, December 09, 2025	\$8,292,989	19	Saturday, December 07, 2024	\$480,000	1
Monday, December 08, 2025	\$8,987,755	23	Friday, December 06, 2024	\$23,019,384	55
Saturday, December 06, 2025	\$819,990	3	Thursday, December 05, 2024	\$8,607,305	22
Friday, December 05, 2025	\$23,529,131	55	Wednesday, December 04, 2024	\$10,877,980	28
Thursday, December 04, 2025	\$9,895,689	23	Tuesday, December 03, 2024	\$11,671,300	31
Total	\$60,266,166	144	Total	\$69,701,409	173

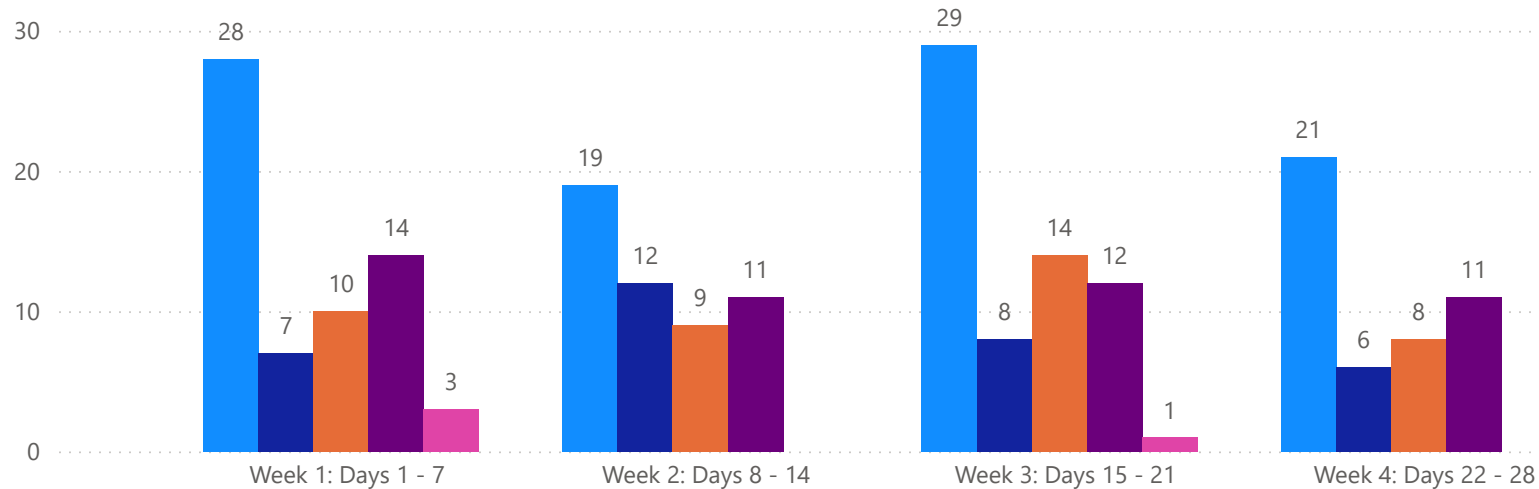
SUNCOAST TAMPA
— ASSOCIATION OF —
REALTORS®

4 WEEK REAL ESTATE MARKET REPORT

PASCO COUNTY - CONDO

12/10/2025

MLSStatus ● Active ● Canceled ● Pending ● Sold ● Temporarily Off-Market



All data is current as of today, though some MLS statuses may have changed from prior days.

TOTALS

MLS Status	4 Week Total
Active	97
Canceled	33
Pending	41
Sold	48
Temporarily Off-Market	4

DAILY MARKET CHANGE

Category	Sum of Pasco
Back on the Market	1
New Listings	3
Price Decrease	4
Price Increase	0

*Back on Market can be from these sources - Pending, Temp Off Market, Cancelled and Expired Listing)

7 DAY SOLD COMPARISON

Closed Prior Year	Volume	Count	Closed Prior Year	Volume	Count
Wednesday, December 10, 2025	\$140,000	1	Monday, December 09, 2024	\$27,000	1
Tuesday, December 09, 2025	\$194,000	2	Friday, December 06, 2024	\$889,500	5
Monday, December 08, 2025	\$190,000	2	Thursday, December 05, 2024	\$140,000	1
Friday, December 05, 2025	\$1,090,900	7	Wednesday, December 04, 2024	\$611,000	4
Thursday, December 04, 2025	\$299,900	2	Tuesday, December 03, 2024	\$380,000	3
Total	\$1,914,800	14	Total	\$2,047,500	14

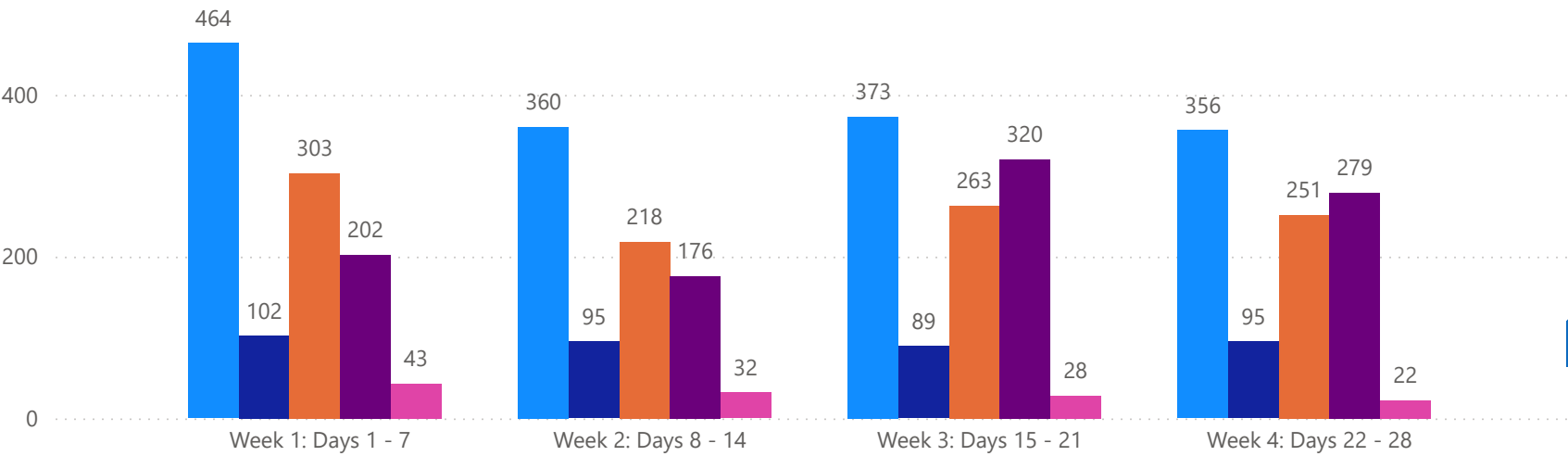
SUNCOAST TAMPA
— ASSOCIATION OF —
REALTORS®

4 WEEK REAL ESTATE MARKET REPORT

HILLSBOROUGH COUNTY - SINGLE FAMILY HOME

12/10/2025

MLSStatus ● Active ● Canceled ● Pending ● Sold ● Temporarily Off-Market



All data is current as of today, though some MLS statuses may have changed from prior days.

TOTALS

MLS Status	4 Week Total
Active	1553
Canceled	381
Pending	1035
Sold	977
Temporarily Off-Market	125

DAILY MARKET CHANGE

Category	Sum of Hillsborough	*Back on Market can be from these sources - Pending, Temp Off Market, Cancelled and Expired Listing)
Back on the Market	15	
New Listings	51	
Price Decrease	102	
Price Increase	12	

7 DAY SOLD COMPARISON

Closed Prior Year	Volume	Count	Closed Prior Year	Volume	Count
Wednesday, December 10, 2025	\$13,328,659	27	Monday, December 09, 2024	\$28,729,960	59
Tuesday, December 09, 2025	\$14,600,980	24	Sunday, December 08, 2024	\$900,000	1
Monday, December 08, 2025	\$14,111,354	28	Saturday, December 07, 2024	\$445,000	1
Saturday, December 06, 2025	\$1,642,000	4	Friday, December 06, 2024	\$46,122,380	90
Friday, December 05, 2025	\$45,781,478	84	Thursday, December 05, 2024	\$21,879,093	46
Thursday, December 04, 2025	\$25,286,940	35	Wednesday, December 04, 2024	\$25,765,235	48
Total	\$114,751,411	202	Tuesday, December 03, 2024	\$18,972,766	40
			Total	\$142,814,434	285

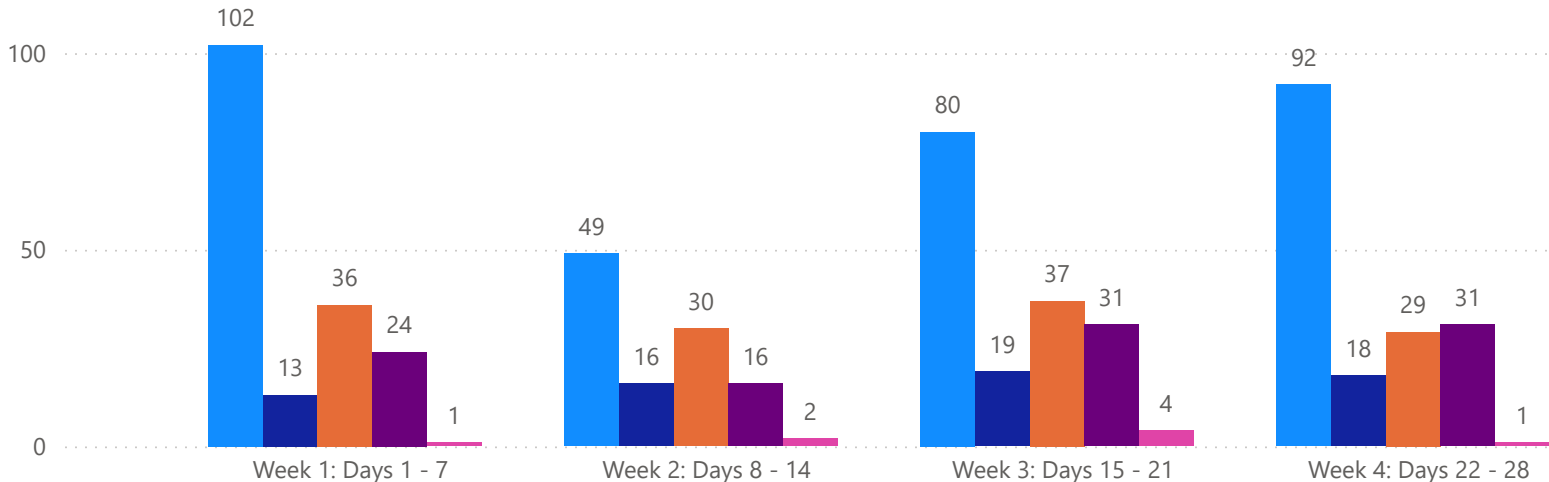
SUNCOAST TAMPA
— ASSOCIATION OF —
REALTORS®

4 WEEK REAL ESTATE MARKET REPORT

HILLSBOROUGH COUNTY - CONDO

12/10/2025

MLS Status ● Active ● Canceled ● Pending ● Sold ● Temporarily Off-Market



All data is current as of today, though some MLS statuses may have changed from prior days.

TOTALS

MLS Status	4 Week Total
Active	323
Canceled	66
Pending	132
Sold	102
Temporarily Off-Market	8

DAILY MARKET CHANGE

Category	Sum of Hillsborough	*Back on Market can be from these sources - Pending, Temp Off Market, Cancelled and Expired Listing)
Back on the Market	3	
New Listings	15	
Price Decrease	10	
Price Increase	0	

7 DAY SOLD COMPARISON

Closed Prior Year	Volume	Count	Closed Prior Year	Volume	Count
Wednesday, December 10, 2025	\$647,500	2	Monday, December 09, 2024	\$2,418,000	4
Tuesday, December 09, 2025	\$1,055,000	3	Friday, December 06, 2024	\$7,462,899	14
Monday, December 08, 2025	\$2,113,900	6	Thursday, December 05, 2024	\$4,245,000	7
Sunday, December 07, 2025	\$165,000	1	Wednesday, December 04, 2024	\$1,670,000	3
Saturday, December 06, 2025	\$185,000	1	Tuesday, December 03, 2024	\$912,000	4
Friday, December 05, 2025	\$1,000,000	3	Total	\$16,707,899	32
Thursday, December 04, 2025	\$1,772,825	8			
Total	\$6,939,225	24			

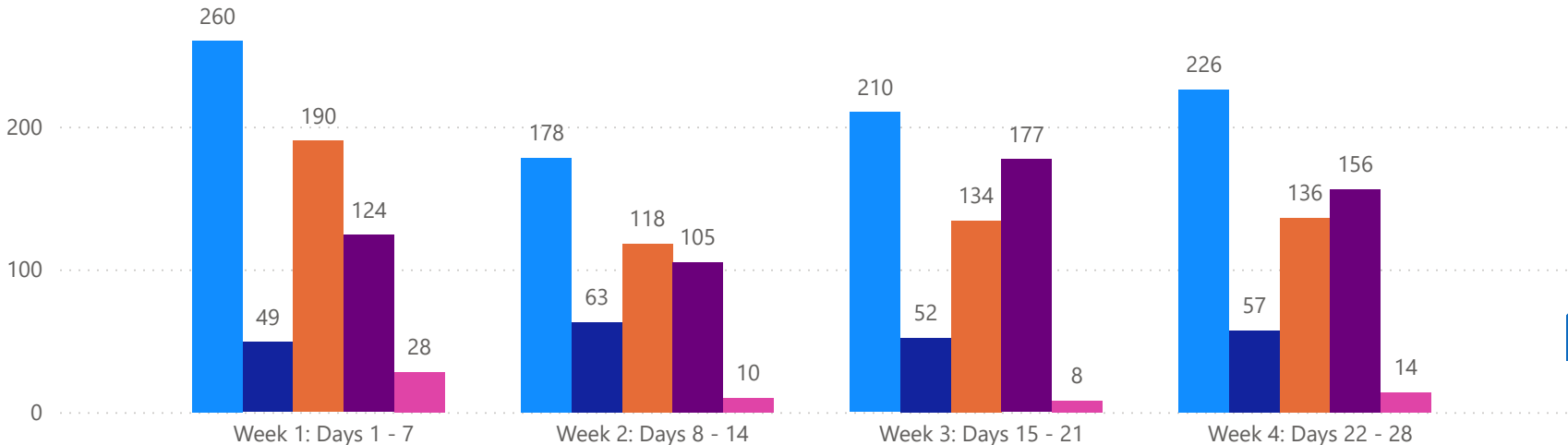
SUNCOAST TAMPA
— ASSOCIATION OF —
REALTORS®

4 WEEK REAL ESTATE MARKET REPORT

SARASOTA COUNTY - SINGLE FAMILY HOME

12/10/2025

MLS Status ● Active ● Canceled ● Pending ● Sold ● Temporarily Off-Market



All data is current as of today, though some MLS statuses may have changed from prior days.

TOTALS

MLS Status	4 Week Total
Active	874
Canceled	221
Pending	578
Sold	562
Temporarily Off-Market	60

DAILY MARKET CHANGE

Category	Sum of Sarasota
Back on the Market	7
New Listings	38
Price Decrease	46
Price Increase	3

*Back on Market can be from these sources - Pending, Temp Off Market, Cancelled and Expired Listing)

7 DAY SOLD COMPARISON

Closed Prior Year	Volume	Count	Closed Prior Year	Volume	Count
Wednesday, December 10, 2025	\$18,579,500	25	Monday, December 09, 2024	\$27,148,546	34
Tuesday, December 09, 2025	\$8,644,539	12	Sunday, December 08, 2024	\$355,000	1
Monday, December 08, 2025	\$16,455,789	19	Saturday, December 07, 2024	\$767,970	1
Saturday, December 06, 2025	\$585,000	1	Friday, December 06, 2024	\$22,922,445	39
Friday, December 05, 2025	\$37,871,766	42	Thursday, December 05, 2024	\$11,424,900	24
Thursday, December 04, 2025	\$18,939,750	25	Wednesday, December 04, 2024	\$12,347,657	12
Total	\$101,076,344	124	Tuesday, December 03, 2024	\$17,752,881	24
			Total	\$92,719,399	135

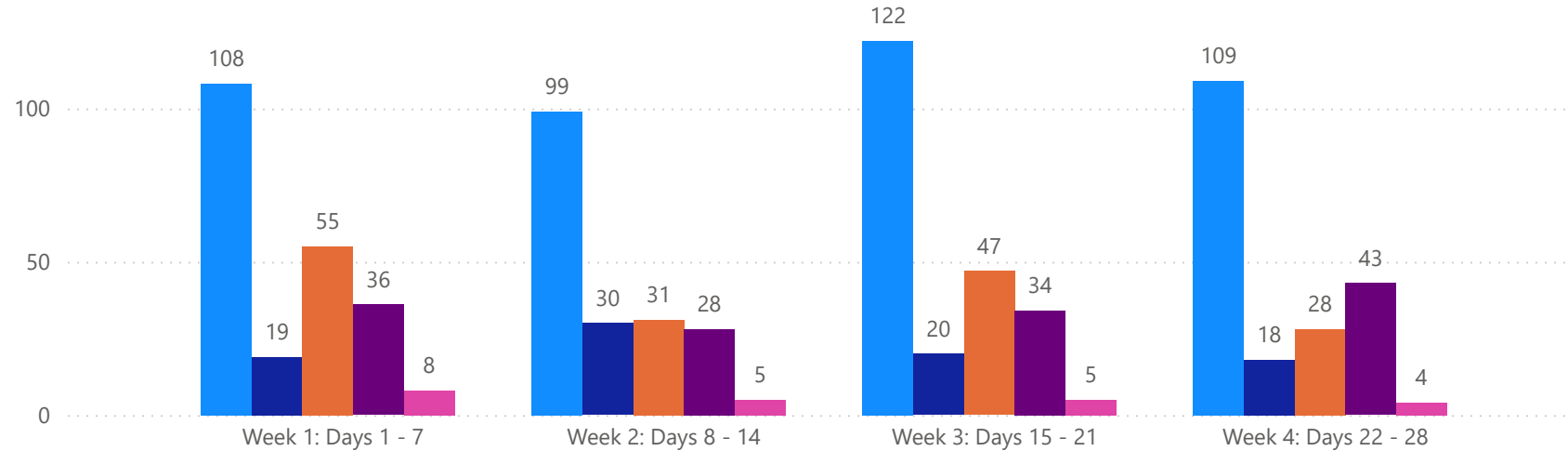
SUNCOAST TAMPA
— ASSOCIATION OF —
REALTORS®

4 WEEK REAL ESTATE MARKET REPORT

SARASOTA COUNTY - CONDO

12/10/2025

MLSStatus ● Active ● Canceled ● Pending ● Sold ● Temporarily Off-Market



All data is current as of today, though some MLS statuses may have changed from prior days.

TOTALS

MLS Status	4 Week Total
Active	438
Canceled	87
Pending	161
Sold	141
Temporarily Off-Market	22

DAILY MARKET CHANGE

Category	Sum of Sarasota
Back on the Market	1
New Listings	1
Price Decrease	14
Price Increase	0

*Back on Market can be from these sources - Pending, Temp Off Market, Cancelled and Expired Listing)

7 DAY SOLD COMPARISON

Closed Prior Year	Volume	Count	Closed Prior Year	Volume	Count
Wednesday, December 10, 2025	\$1,345,000	3	Monday, December 09, 2024	\$8,275,533	6
Tuesday, December 09, 2025	\$1,180,000	2	Friday, December 06, 2024	\$12,335,350	12
Monday, December 08, 2025	\$9,388,326	9	Thursday, December 05, 2024	\$6,185,500	7
Friday, December 05, 2025	\$6,844,516	15	Wednesday, December 04, 2024	\$18,274,190	10
Thursday, December 04, 2025	\$1,956,000	7	Tuesday, December 03, 2024	\$11,300,000	4
Total	\$20,713,842	36	Total	\$56,370,573	39

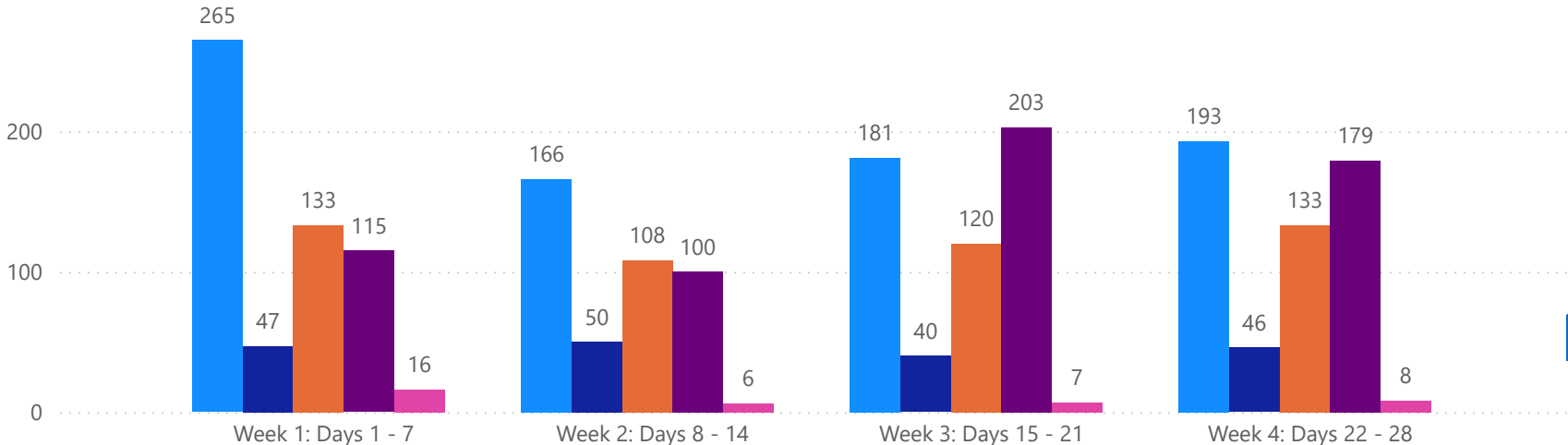
SUNCOAST TAMPA
— ASSOCIATION OF —
REALTORS®

4 WEEK REAL ESTATE MARKET REPORT

MANATEE COUNTY - SINGLE FAMILY HOME

12/10/2025

MLSStatus ● Active ● Canceled ● Pending ● Sold ● Temporarily Off-Market



All data is current as of today, though some MLS statuses may have changed from prior days.

TOTALS

MLS Status	4 Week Total
Active	805
Canceled	183
Pending	494
Sold	597
Temporarily Off-Market	37

DAILY MARKET CHANGE

Category	Sum of Manatee
Back on the Market	26
New Listings	30
Price Decrease	128
Price Increase	17

*Back on Market can be from these sources - Pending, Temp Off Market, Cancelled and Expired Listing)

7 DAY SOLD COMPARISON

Closed Prior Year	Volume	Count	Closed Prior Year	Volume	Count
Wednesday, December 10, 2025	\$12,453,960	18	Monday, December 09, 2024	\$20,736,109	29
Tuesday, December 09, 2025	\$10,263,530	13	Saturday, December 07, 2024	\$472,990	1
Monday, December 08, 2025	\$14,737,915	26	Friday, December 06, 2024	\$21,457,985	33
Friday, December 05, 2025	\$19,840,747	33	Thursday, December 05, 2024	\$14,572,510	24
Thursday, December 04, 2025	\$16,456,014	25	Wednesday, December 04, 2024	\$15,178,800	17
Total	\$73,752,166	115	Tuesday, December 03, 2024	\$18,937,379	26
			Total	\$91,355,773	130

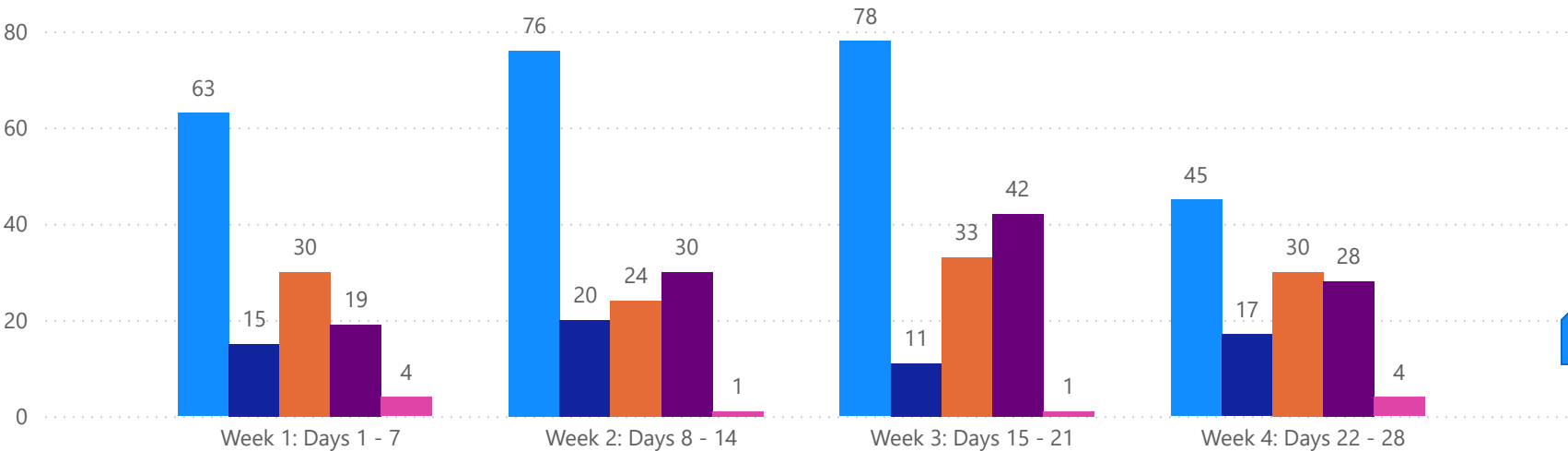
SUNCOAST TAMPA
— ASSOCIATION OF —
REALTORS®

4 WEEK REAL ESTATE MARKET REPORT

MANATEE COUNTY - CONDO

12/10/2025

MLSStatus ● Active ● Canceled ● Pending ● Sold ● Temporarily Off-Market



TOTALS

MLS Status	4 Week Total
Active	262
Canceled	63
Pending	117
Sold	119
Temporarily Off-Market	10

DAILY MARKET CHANGE

Category	Sum of Manatee
Back on the Market	0
New Listings	8
Price Decrease	13
Price Increase	0

*Back on Market can be from these sources - Pending, Temp Off Market, Cancelled and Expired Listing)

7 DAY SOLD COMPARISON

Closed Prior Year	Volume	Count
Wednesday, December 10, 2025	\$474,000	2
Tuesday, December 09, 2025	\$1,243,000	4
Monday, December 08, 2025	\$769,900	2
Friday, December 05, 2025	\$3,395,000	9
Thursday, December 04, 2025	\$815,000	2
Total	\$6,696,900	19

Closed Prior Year	Volume	Count
Monday, December 09, 2024	\$1,607,924	6
Sunday, December 08, 2024	\$295,000	1
Friday, December 06, 2024	\$1,157,500	4
Thursday, December 05, 2024	\$605,000	2
Wednesday, December 04, 2024	\$2,312,436	7
Tuesday, December 03, 2024	\$1,830,000	5
Total	\$7,807,860	25

SUNCOAST TAMPA
— ASSOCIATION OF —
REALTORS®