



## 4 WEEK REAL ESTATE MARKET REPORT

Thursday, December 11, 2025

*As of: Friday, December 12, 2025*

- 1 Report Breakdown
- 2 Cumulative Tampa Bay Report - Single Family Home
- 3 Cumulative Tampa Bay Report - Condominium
- 4 Pinellas County - Single Family Home
- 5 Pinellas County - Condominium
- 6 Pasco County - Single Family Home
- 7 Pasco County - Condominium
- 8 Hillsborough County - Single Family Home
- 9 Hillsborough County - Condominium
- 10 Sarasota County - Single Family Home
- 11 Sarasota County - Condominium
- 12 Manatee County - Single Family Home
- 13 Manatee County - Condominium

# 4 WEEK REAL ESTATE MARKET REPORT

## REPORT BREAKDOWN

Thursday, December 11, 2025



as of: 12/12/2025

Day 1	Thursday, December 11, 2025
Day 2	Wednesday, December 10, 2025
Day 3	Tuesday, December 9, 2025
Day 4	Monday, December 8, 2025
Day 5	Sunday, December 7, 2025
Day 6	Friday, December 12, 2025
Day 7	Thursday, December 11, 2025
Day 8	Wednesday, December 10, 2025
Day 9	Tuesday, December 9, 2025
Day 10	Monday, December 8, 2025
Day 11	Sunday, December 7, 2025
Day 12	Saturday, December 6, 2025
Day 13	Friday, December 5, 2025
Day 14	Thursday, December 4, 2025
Day 15	Wednesday, December 3, 2025
Day 16	Tuesday, December 2, 2025
Day 17	Monday, December 1, 2025
Day 18	Sunday, November 30, 2025
Day 19	Saturday, November 29, 2025
Day 20	Friday, November 28, 2025
Day 21	Thursday, November 27, 2025
Day 22	Wednesday, November 26, 2025
Day 23	Tuesday, November 25, 2025
Day 24	Monday, November 24, 2025
Day 25	Sunday, November 23, 2025
Day 26	Saturday, November 22, 2025
Day 27	Friday, November 21, 2025
Day 28	Thursday, November 20, 2025

### REPORT BREAKDOWN

#### GRAPH:

Active - Newly listed during the date range

Pending - Status changed to 'pending' during the date range

Sold - Closed during the date range

Canceled - Canceled during the date range

Temp off Market - Status changed to 'temp' off market' during the date range

The date ranges are not cumulative.

Day 1: Thursday, December 11, 2025

Day 28: Thursday, November 20, 2025

#### TOTALS:

4 Weeks: The summation of each date range (Day 1 - Day 28)

#### Market Changes

Day 1's New Listings, Price Increase, Price Decreases and Back on Market

Manatee County - Single Family Home

#### 7 Day Sold Comparison

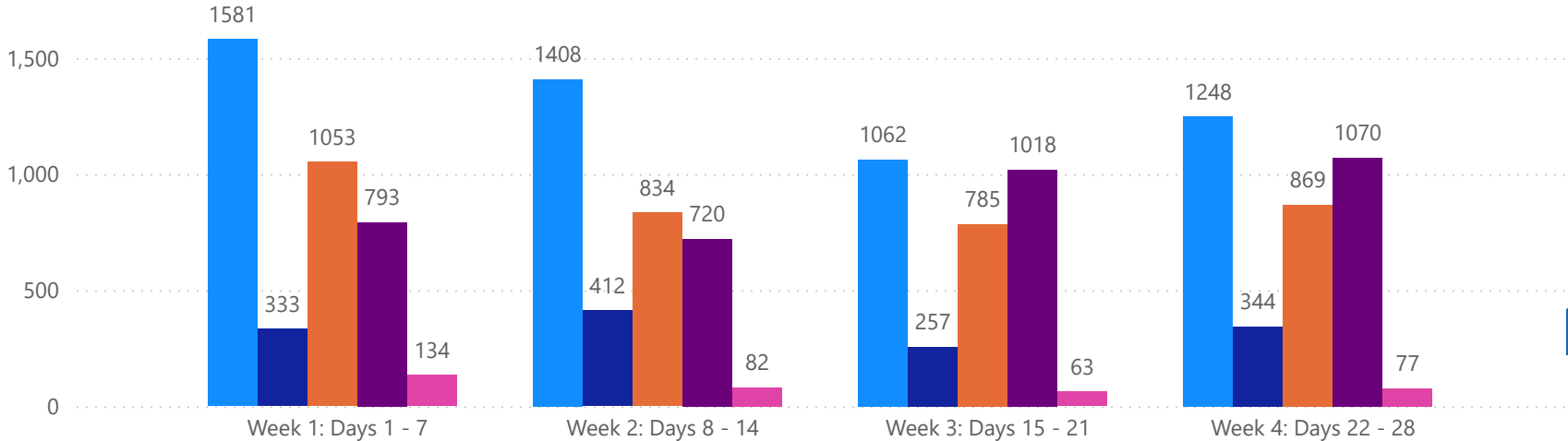
Compares the sold amount and volume in the last 7 days against the same timeframe in the prior year and days 8 - days 14.

# 4 WEEK REAL ESTATE MARKET REPORT

## TAMPA BAY - SINGLE FAMILY HOME

12/11/2025

MLS Status ● Active ● Canceled ● Pending ● Sold ● Temporarily Off-Market



All data is current as of today, though some MLS statuses may have changed from prior days.

### TOTALS

MLS Status	4 Week Total
Active	5299
Canceled	1346
Pending	3541
Sold	3601
Temporarily Off-Market	356

### DAILY MARKET CHANGE

Category	Sum of Total
Back on the Market	49
New Listings	222
Price Decrease	310
Price Increase	18

\*Back on Market can be from these sources - Pending, Temp Off Market, Cancelled and Expired Listing)

### 7 DAY SOLD COMPARISON

Closed Prior Year	Volume	Count	Closed Prior Year	Volume	Count
Thursday, December 11, 2025	\$48,410,459	75	Tuesday, December 10, 2024	\$89,739,857	150
Wednesday, December 10, 2025	\$86,618,741	152	Monday, December 09, 2024	\$110,334,805	189
Tuesday, December 09, 2025	\$69,095,572	114	Sunday, December 08, 2024	\$1,255,000	2
Monday, December 08, 2025	\$82,400,403	148	Saturday, December 07, 2024	\$2,610,960	5
Sunday, December 07, 2025	\$3,386,767	5	Friday, December 06, 2024	\$157,656,116	293
Saturday, December 06, 2025	\$4,101,990	10	Thursday, December 05, 2024	\$83,165,808	155
Friday, December 05, 2025	\$172,382,877	289	Wednesday, December 04, 2024	\$78,171,346	134
<b>Total</b>	<b>\$466,396,809</b>	<b>793</b>	<b>Total</b>	<b>\$522,933,892</b>	<b>928</b>

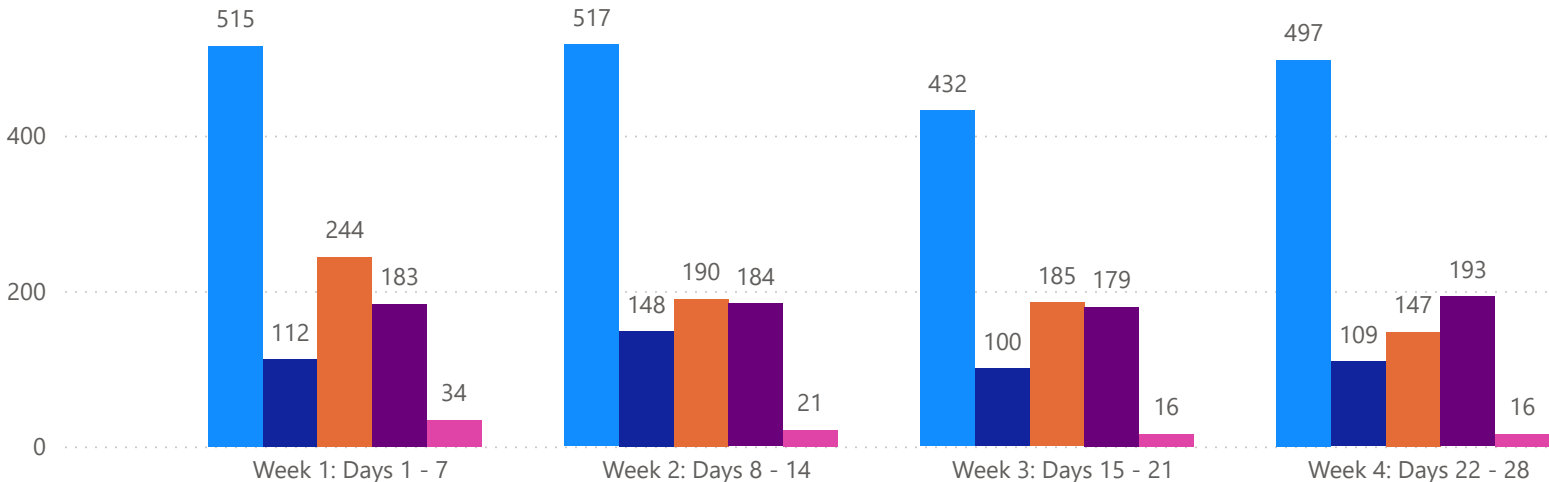
SUNCOAST TAMPA  
— ASSOCIATION OF —  
REALTORS®

# 4 WEEK REAL ESTATE MARKET REPORT

## TAMPA BAY - CONDO

12/11/2025

**MLSStatus** ● Active ● Canceled ● Pending ● Sold ● Temporarily Off-Market



All data is current as of today, though some MLS statuses may have changed from prior days.

### TOTALS

MLS Status	4 Week Total
Active	1961
Canceled	469
Pending	766
Sold	739
Temporarily Off-Market	87

### DAILY MARKET CHANGE

Category	Sum of Total
Back on the Market	14
New Listings	67
Price Decrease	80
Price Increase	1

\*Back on Market can be from these sources - Pending, Temp Off Market, Cancelled and Expired Listing)

### 7 DAY SOLD COMPARISON

Closed Prior Year	Volume	Count	Closed Prior Year	Volume	Count
Thursday, December 11, 2025	\$16,687,499	22	Tuesday, December 10, 2024	\$11,867,860	28
Wednesday, December 10, 2025	\$13,844,508	23	Monday, December 09, 2024	\$20,858,557	34
Tuesday, December 09, 2025	\$16,595,713	28	Sunday, December 08, 2024	\$893,000	3
Monday, December 08, 2025	\$31,229,110	44	Saturday, December 07, 2024	\$514,000	3
Sunday, December 07, 2025	\$165,000	1	Friday, December 06, 2024	\$28,893,499	58
Saturday, December 06, 2025	\$185,000	1	Thursday, December 05, 2024	\$13,644,900	28
Friday, December 05, 2025	\$34,600,000	64	Wednesday, December 04, 2024	\$32,453,126	38
<b>Total</b>	<b>\$113,306,830</b>	<b>183</b>	<b>Total</b>	<b>\$109,124,942</b>	<b>192</b>

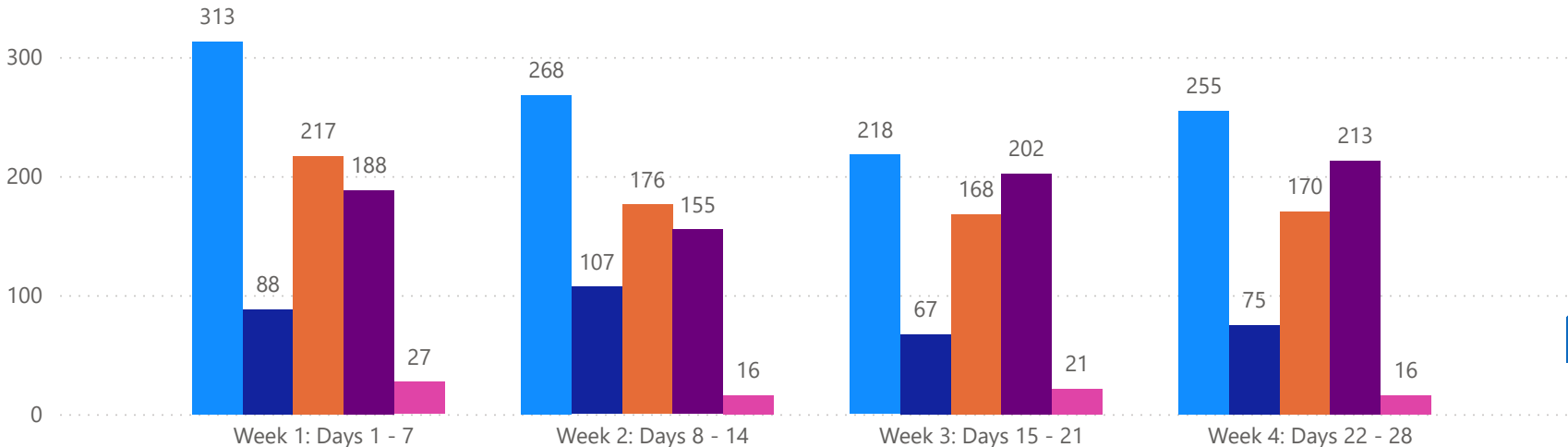
**SUNCOAST TAMPA**  
— ASSOCIATION OF —  
**REALTORS®**

# 4 WEEK REAL ESTATE MARKET REPORT

## PINELLAS COUNTY - SINGLE FAMILY HOME

12/11/2025

MLS Status ● Active ● Canceled ● Pending ● Sold ● Temporarily Off-Market



All data is current as of today, though some MLS statuses may have changed from prior days.

### TOTALS

MLS Status	4 Week Total
Active	1054
Canceled	337
Pending	731
Sold	758
Temporarily Off-Market	80

### DAILY MARKET CHANGE

Category	Sum of Pinellas
Back on the Market	7
New Listings	47
Price Decrease	51
Price Increase	0

\*Back on Market can be from these sources - Pending, Temp Off Market, Cancelled and Expired Listing)

### 7 DAY SOLD COMPARISON

Closed Prior Year	Volume	Count	Closed Prior Year	Volume	Count
Thursday, December 11, 2025	\$17,716,500	20	Tuesday, December 10, 2024	\$18,673,612	34
Wednesday, December 10, 2025	\$14,981,100	27	Monday, December 09, 2024	\$18,674,750	31
Tuesday, December 09, 2025	\$19,690,800	30	Saturday, December 07, 2024	\$445,000	1
Monday, December 08, 2025	\$19,875,050	34	Friday, December 06, 2024	\$44,133,922	76
Sunday, December 07, 2025	\$1,850,000	1	Thursday, December 05, 2024	\$26,682,000	39
Saturday, December 06, 2025	\$1,055,000	2	Wednesday, December 04, 2024	\$14,001,674	29
Friday, December 05, 2025	\$45,044,755	74	<b>Total</b>	<b>\$122,610,958</b>	<b>210</b>
<b>Total</b>	<b>\$120,213,205</b>	<b>188</b>			

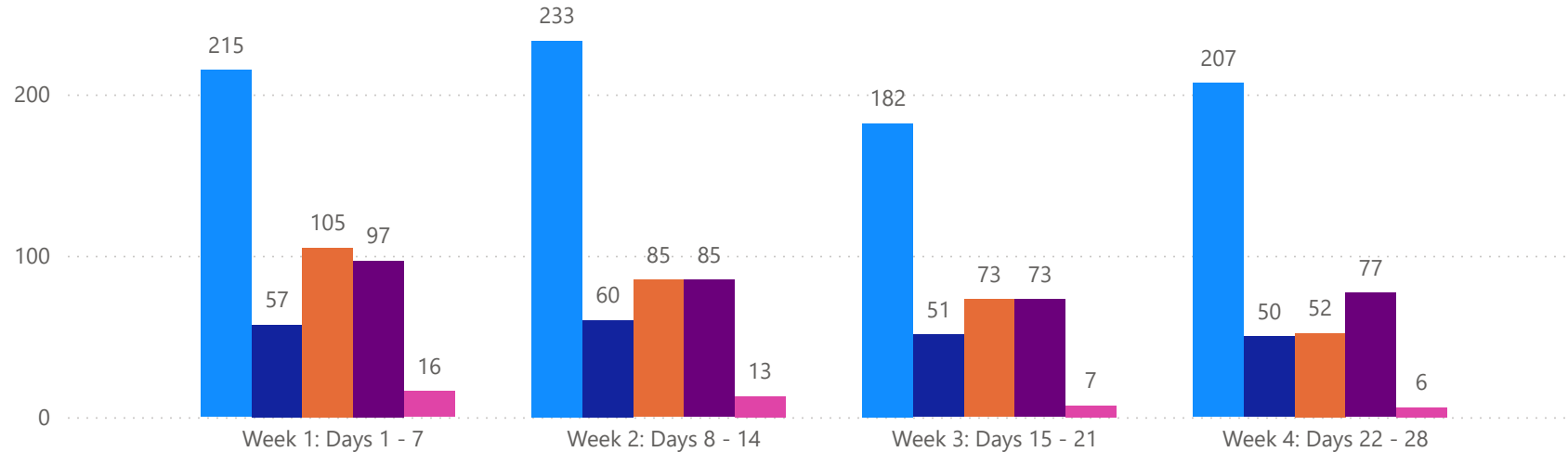
SUNCOAST TAMPA  
— ASSOCIATION OF —  
REALTORS®

# 4 WEEK REAL ESTATE MARKET REPORT

## PINELLAS COUNTY - CONDO

12/11/2025

**MLSStatus** ● Active ● Canceled ● Pending ● Sold ● Temporarily Off-Market



*All data is current as of today, though some MLS statuses may have changed from prior days.*

### TOTALS

MLS Status	4 Week Total
Active	837
Canceled	218
Pending	315
Sold	332
Temporarily Off-Market	42

### DAILY MARKET CHANGE

Category	Sum of Pinellas
Back on the Market	5
New Listings	27
Price Decrease	30
Price Increase	0

\*Back on Market can be from these sources - Pending, Temp Off Market, Cancelled and Expired Listing)

### 7 DAY SOLD COMPARISON

Closed Prior Year	Volume	Count	Closed Prior Year	Volume	Count
Thursday, December 11, 2025	\$14,032,499	13	Tuesday, December 10, 2024	\$3,625,700	12
Wednesday, December 10, 2025	\$11,238,008	15	Monday, December 09, 2024	\$8,530,100	17
Tuesday, December 09, 2025	\$12,678,713	16	Sunday, December 08, 2024	\$598,000	2
Monday, December 08, 2025	\$17,906,984	23	Saturday, December 07, 2024	\$514,000	3
Friday, December 05, 2025	\$22,269,584	30	Friday, December 06, 2024	\$7,048,250	23
<b>Total</b>	<b>\$78,125,788</b>	<b>97</b>	Thursday, December 05, 2024	\$2,469,400	11
			Wednesday, December 04, 2024	\$9,585,500	14
			<b>Total</b>	<b>\$32,370,950</b>	<b>82</b>

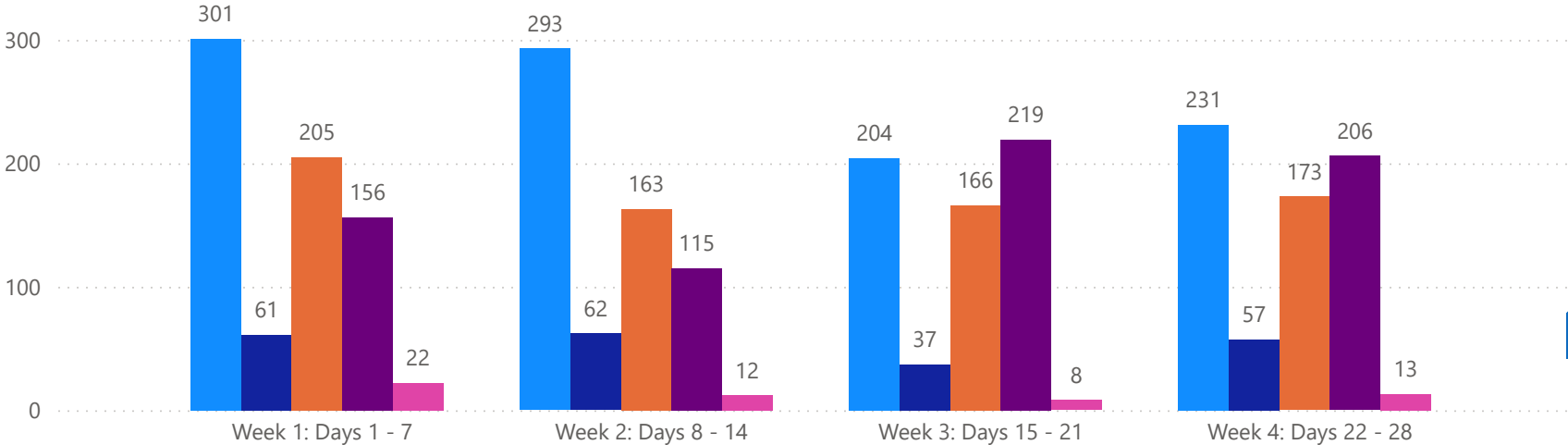
**SUNCOAST TAMPA**  
— ASSOCIATION OF —  
**REALTORS®**

# 4 WEEK REAL ESTATE MARKET REPORT

## PASCO COUNTY - SINGLE FAMILY HOME

12/11/2025

**MLSStatus** ● Active ● Canceled ● Pending ● Sold ● Temporarily Off-Market



### TOTALS

MLS Status	4 Week Total
Active	1029
Canceled	217
Pending	707
Sold	696
Temporarily Off-Market	55

### DAILY MARKET CHANGE

Category	Sum of Pasco
Back on the Market	12
New Listings	47
Price Decrease	94
Price Increase	5

\*Back on Market can be from these sources - Pending, Temp Off Market, Cancelled and Expired Listing)

All data is current as of today, though some MLS statuses may have changed from prior days.

### 7 DAY SOLD COMPARISON

Closed Prior Year	Volume	Count	Closed Prior Year	Volume	Count
Thursday, December 11, 2025	\$4,352,069	12	Tuesday, December 10, 2024	\$12,933,590	33
Wednesday, December 10, 2025	\$13,651,598	33	Monday, December 09, 2024	\$15,045,440	36
Tuesday, December 09, 2025	\$10,200,879	23	Saturday, December 07, 2024	\$480,000	1
Monday, December 08, 2025	\$12,026,495	29	Friday, December 06, 2024	\$23,019,384	55
Sunday, December 07, 2025	\$380,900	1	Thursday, December 05, 2024	\$8,607,305	22
Saturday, December 06, 2025	\$819,990	3	Wednesday, December 04, 2024	\$10,877,980	28
Friday, December 05, 2025	\$23,529,131	55	<b>Total</b>	<b>\$70,963,699</b>	<b>175</b>
<b>Total</b>	<b>\$64,961,062</b>	<b>156</b>			

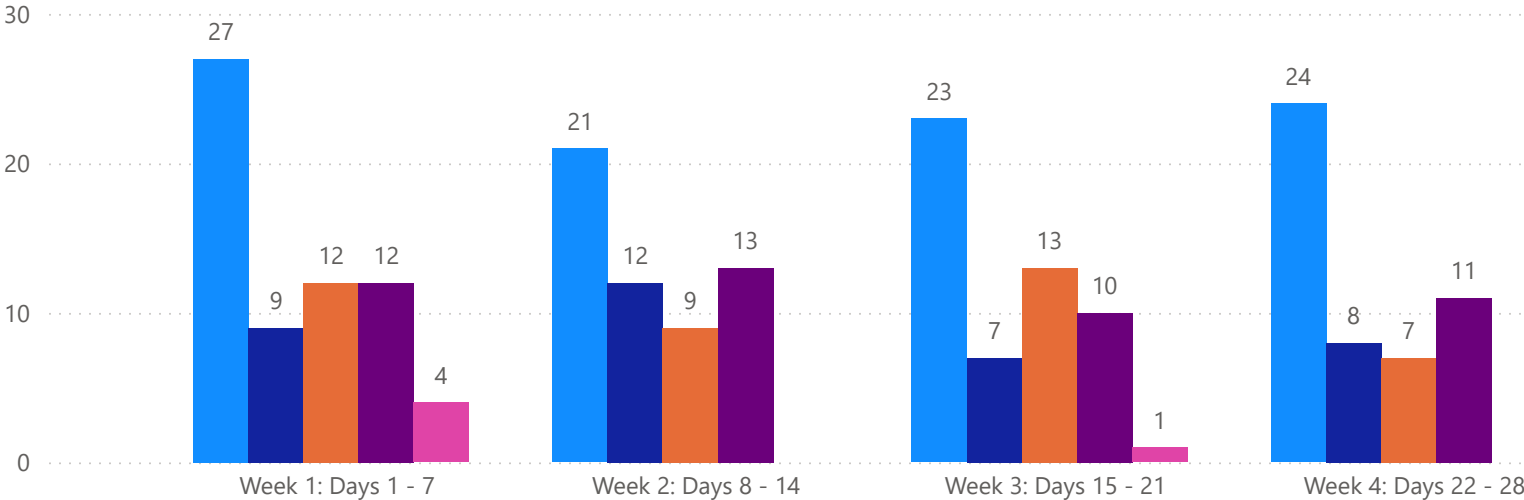
**SUNCOAST TAMPA**  
— ASSOCIATION OF —  
**REALTORS®**

# 4 WEEK REAL ESTATE MARKET REPORT

## PASCO COUNTY - CONDO

### 12/11/2025

**MLSStatus** ● Active ● Canceled ● Pending ● Sold ● Temporarily Off-Market



All data is current as of today, though some MLS statuses may have changed from prior days.

#### TOTALS

MLS Status	4 Week Total
Active	95
Canceled	36
Pending	41
Sold	46
Temporarily Off-Market	5

#### DAILY MARKET CHANGE

Category	Sum of Pasco
Back on the Market	0
New Listings	3
Price Decrease	3
Price Increase	1

\*Back on Market can be from these sources - Pending, Temp Off Market, Cancelled and Expired Listing)

#### 7 DAY SOLD COMPARISON

Closed Prior Year	Volume	Count
Wednesday, December 10, 2025	\$140,000	1
Tuesday, December 09, 2025	\$194,000	2
Monday, December 08, 2025	\$190,000	2
Friday, December 05, 2025	\$1,090,900	7
<b>Total</b>	<b>\$1,614,900</b>	<b>12</b>

Closed Prior Year	Volume	Count
Tuesday, December 10, 2024	\$105,000	1
Monday, December 09, 2024	\$27,000	1
Friday, December 06, 2024	\$889,500	5
Thursday, December 05, 2024	\$140,000	1
Wednesday, December 04, 2024	\$611,000	4
<b>Total</b>	<b>\$1,772,500</b>	<b>12</b>

**SUNCOAST TAMPA**  
— ASSOCIATION OF —  
**REALTORS®**

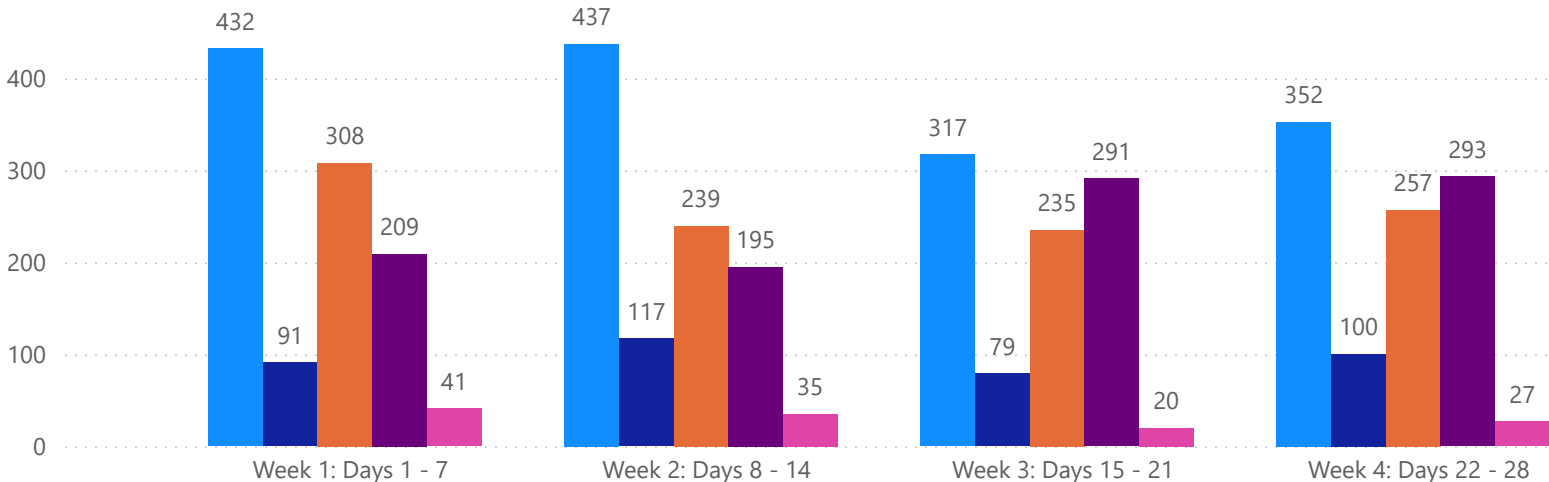


# 4 WEEK REAL ESTATE MARKET REPORT

## HILLSBOROUGH COUNTY - SINGLE FAMILY HOME

12/11/2025

MLS Status ● Active ● Canceled ● Pending ● Sold ● Temporarily Off-Market



All data is current as of today, though some MLS statuses may have changed from prior days.

### TOTALS

MLS Status	4 Week Total
Active	1538
Canceled	387
Pending	1039
Sold	988
Temporarily Off-Market	123

### DAILY MARKET CHANGE

Category	Sum of Hillsborough	*Back on Market can be from these sources - Pending, Temp Off Market, Cancelled and Expired Listing)
Back on the Market	15	
New Listings	45	
Price Decrease	79	
Price Increase	9	

### 7 DAY SOLD COMPARISON

Closed Prior Year	Volume	Count	Closed Prior Year	Volume	Count
Thursday, December 11, 2025	\$8,323,190	19	Tuesday, December 10, 2024	\$24,145,016	43
Wednesday, December 10, 2025	\$17,980,098	35	Monday, December 09, 2024	\$28,729,960	59
Tuesday, December 09, 2025	\$17,763,370	30	Sunday, December 08, 2024	\$900,000	1
Monday, December 08, 2025	\$17,457,154	35	Saturday, December 07, 2024	\$445,000	1
Sunday, December 07, 2025	\$357,990	1	Friday, December 06, 2024	\$46,122,380	90
Saturday, December 06, 2025	\$1,642,000	4	Thursday, December 05, 2024	\$21,879,093	46
Friday, December 05, 2025	\$46,096,478	85	Wednesday, December 04, 2024	\$25,765,235	48
<b>Total</b>	<b>\$109,620,280</b>	<b>209</b>	<b>Total</b>	<b>\$147,986,684</b>	<b>288</b>

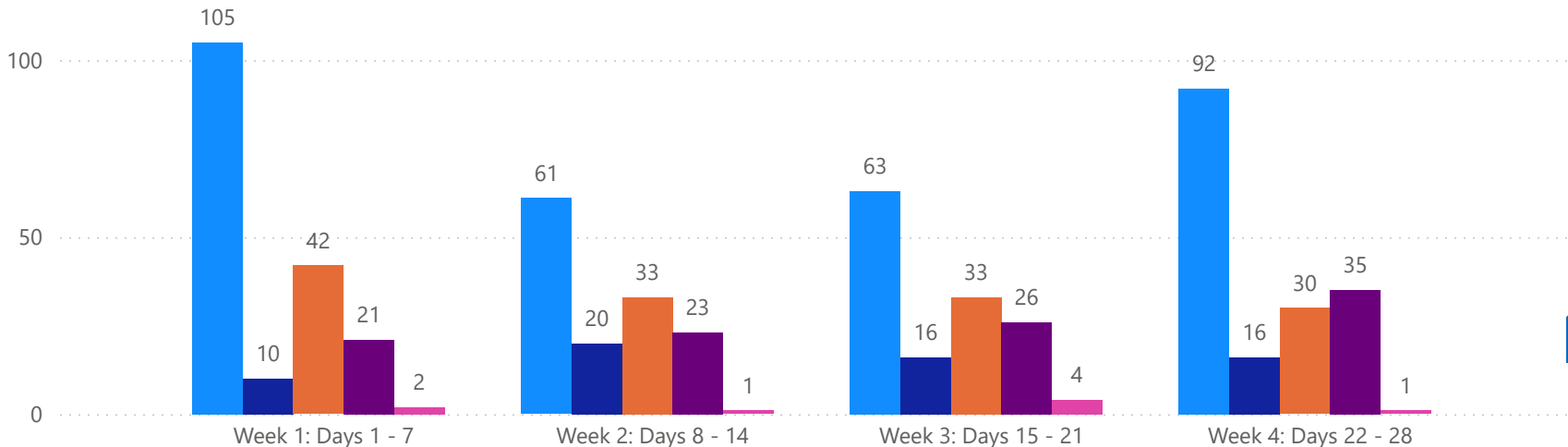
SUNCOAST TAMPA  
— ASSOCIATION OF —  
REALTORS®

# 4 WEEK REAL ESTATE MARKET REPORT

## HILLSBOROUGH COUNTY - CONDO

12/11/2025

**MLSStatus** ● Active ● Canceled ● Pending ● Sold ● Temporarily Off-Market



*All data is current as of today, though some MLS statuses may have changed from prior days.*

### TOTALS

MLS Status	4 Week Total
Active	321
Canceled	62
Pending	138
Sold	105
Temporarily Off-Market	8

### DAILY MARKET CHANGE

Category	Sum of Hillsborough	
Back on the Market	3	*Back on Market can be from these sources - Pending, Temp Off Market, Cancelled and Expired Listing)
New Listings	10	
Price Decrease	21	
Price Increase	0	

### 7 DAY SOLD COMPARISON

Closed Prior Year	Volume	Count	Closed Prior Year	Volume	Count
Thursday, December 11, 2025	\$1,692,000	4	Tuesday, December 10, 2024	\$3,177,500	4
Wednesday, December 10, 2025	\$647,500	2	Monday, December 09, 2024	\$2,418,000	4
Tuesday, December 09, 2025	\$1,055,000	3	Friday, December 06, 2024	\$7,462,899	14
Monday, December 08, 2025	\$2,488,900	7	Thursday, December 05, 2024	\$4,245,000	7
Sunday, December 07, 2025	\$165,000	1	Wednesday, December 04, 2024	\$1,670,000	3
Saturday, December 06, 2025	\$185,000	1	<b>Total</b>	<b>\$18,973,399</b>	<b>32</b>
Friday, December 05, 2025	\$1,000,000	3			
<b>Total</b>	<b>\$7,233,400</b>	<b>21</b>			

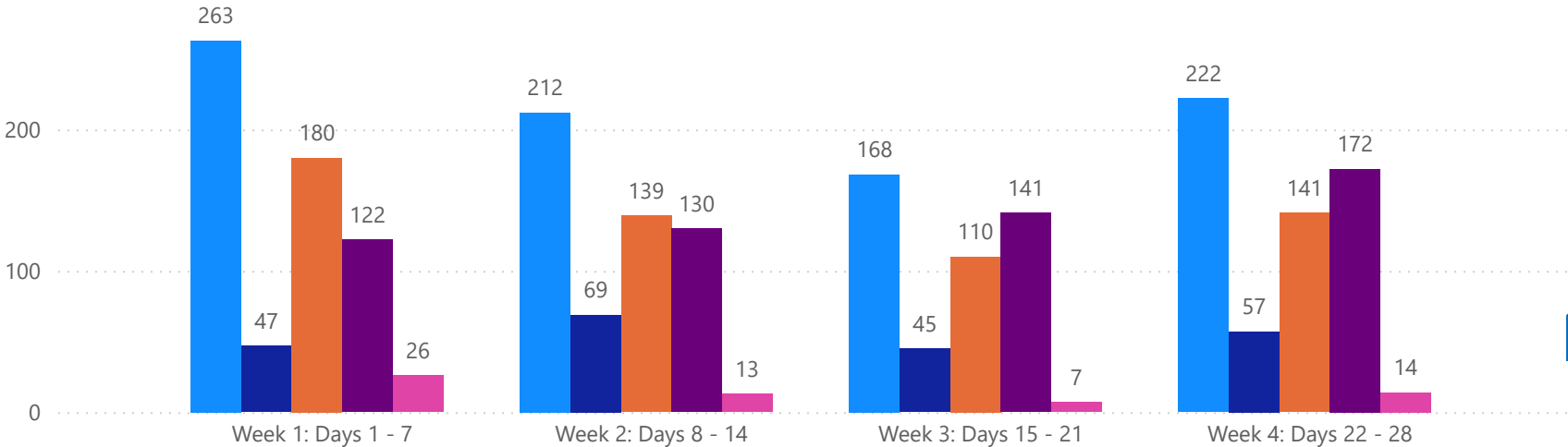
**SUNCOAST TAMPA**  
— ASSOCIATION OF —  
**REALTORS®**

# 4 WEEK REAL ESTATE MARKET REPORT

## SARASOTA COUNTY - SINGLE FAMILY HOME

### 12/11/2025

**MLSStatus** ● Active ● Canceled ● Pending ● Sold ● Temporarily Off-Market



#### TOTALS

MLS Status	4 Week Total
Active	865
Canceled	218
Pending	570
Sold	565
Temporarily Off-Market	60

#### DAILY MARKET CHANGE

Category	Sum of Sarasota
Back on the Market	9
New Listings	39
Price Decrease	53
Price Increase	1

\*Back on Market can be from these sources - Pending, Temp Off Market, Cancelled and Expired Listing)

All data is current as of today, though some MLS statuses may have changed from prior days.

#### 7 DAY SOLD COMPARISON

Closed Prior Year	Volume	Count	Closed Prior Year	Volume	Count
Thursday, December 11, 2025	\$8,174,500	9	Tuesday, December 10, 2024	\$13,761,249	19
Wednesday, December 10, 2025	\$23,867,990	33	Monday, December 09, 2024	\$27,148,546	34
Tuesday, December 09, 2025	\$10,031,993	15	Sunday, December 08, 2024	\$355,000	1
Monday, December 08, 2025	\$17,280,789	22	Saturday, December 07, 2024	\$767,970	1
Saturday, December 06, 2025	\$585,000	1	Friday, December 06, 2024	\$22,922,445	39
Friday, December 05, 2025	\$37,871,766	42	Thursday, December 05, 2024	\$11,424,900	24
<b>Total</b>	<b>\$97,812,038</b>	<b>122</b>	Wednesday, December 04, 2024	\$12,347,657	12
			<b>Total</b>	<b>\$88,727,767</b>	<b>130</b>

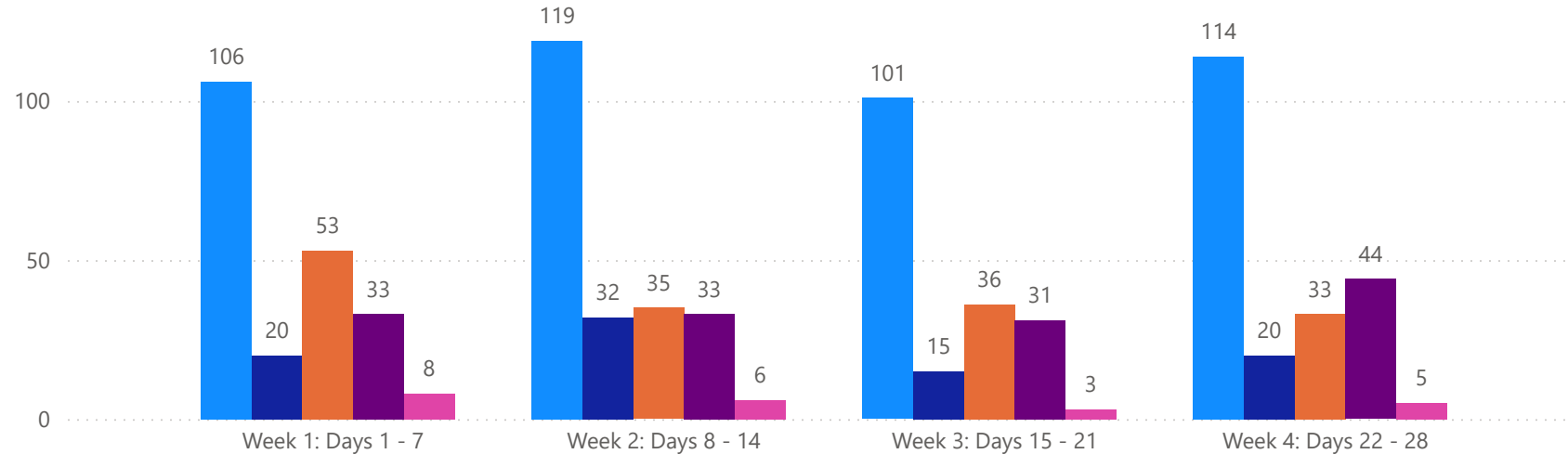
**SUNCOAST TAMPA**  
— ASSOCIATION OF —  
**REALTORS®**

# 4 WEEK REAL ESTATE MARKET REPORT

## SARASOTA COUNTY - CONDO

12/11/2025

**MLSStatus** ● Active ● Canceled ● Pending ● Sold ● Temporarily Off-Market



*All data is current as of today, though some MLS statuses may have changed from prior days.*

### TOTALS

MLS Status	4 Week Total
Active	440
Canceled	87
Pending	157
Sold	141
Temporarily Off-Market	22

### DAILY MARKET CHANGE

Category	Sum of Sarasota
Back on the Market	3
New Listings	21
Price Decrease	12
Price Increase	0

\*Back on Market can be from these sources - Pending, Temp Off Market, Cancelled and Expired Listing)

### 7 DAY SOLD COMPARISON

Closed Prior Year	Volume	Count	Closed Prior Year	Volume	Count
Thursday, December 11, 2025	\$758,000	3	Tuesday, December 10, 2024	\$3,343,000	6
Wednesday, December 10, 2025	\$1,345,000	3	Monday, December 09, 2024	\$8,275,533	6
Tuesday, December 09, 2025	\$1,425,000	3	Friday, December 06, 2024	\$12,335,350	12
Monday, December 08, 2025	\$9,388,326	9	Thursday, December 05, 2024	\$6,185,500	7
Friday, December 05, 2025	\$6,844,516	15	Wednesday, December 04, 2024	\$18,274,190	10
<b>Total</b>	<b>\$19,760,842</b>	<b>33</b>	<b>Total</b>	<b>\$48,413,573</b>	<b>41</b>

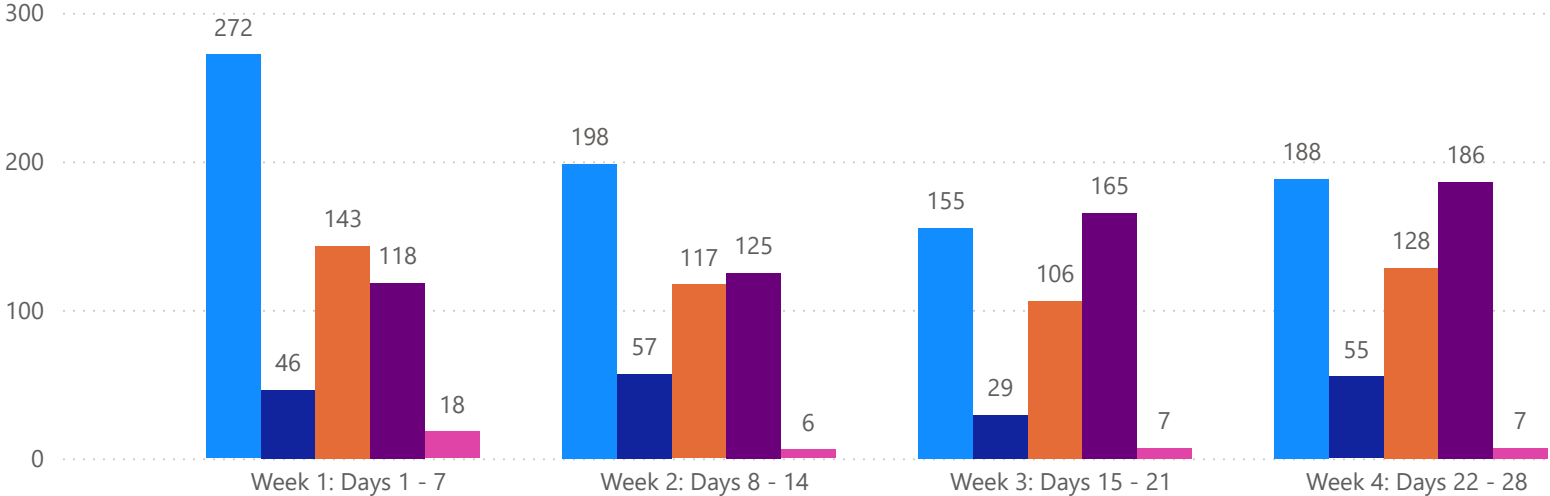
**SUNCOAST TAMPA**  
— ASSOCIATION OF —  
**REALTORS®**

# 4 WEEK REAL ESTATE MARKET REPORT

## MANATEE COUNTY - SINGLE FAMILY HOME

12/11/2025

**MLSStatus** ● Active ● Canceled ● Pending ● Sold ● Temporarily Off-Market



All data is current as of today, though some MLS statuses may have changed from prior days.

### TOTALS

MLS Status	4 Week Total
Active	813
Canceled	187
Pending	494
Sold	594
Temporarily Off-Market	38

### DAILY MARKET CHANGE

Category	Sum of Manatee
Back on the Market	6
New Listings	44
Price Decrease	33
Price Increase	3

\*Back on Market can be from these sources - Pending, Temp Off Market, Cancelled and Expired Listing)

### 7 DAY SOLD COMPARISON

Closed Prior Year	Volume	Count
Thursday, December 11, 2025	\$9,844,200	15
Wednesday, December 10, 2025	\$16,137,955	24
Tuesday, December 09, 2025	\$11,408,530	16
Monday, December 08, 2025	\$15,760,915	28
Sunday, December 07, 2025	\$797,877	2
Friday, December 05, 2025	\$19,840,747	33
<b>Total</b>	<b>\$73,790,224</b>	<b>118</b>

Closed Prior Year	Volume	Count
Tuesday, December 10, 2024	\$20,226,390	21
Monday, December 09, 2024	\$20,736,109	29
Saturday, December 07, 2024	\$472,990	1
Friday, December 06, 2024	\$21,457,985	33
Thursday, December 05, 2024	\$14,572,510	24
Wednesday, December 04, 2024	\$15,178,800	17
<b>Total</b>	<b>\$92,644,784</b>	<b>125</b>

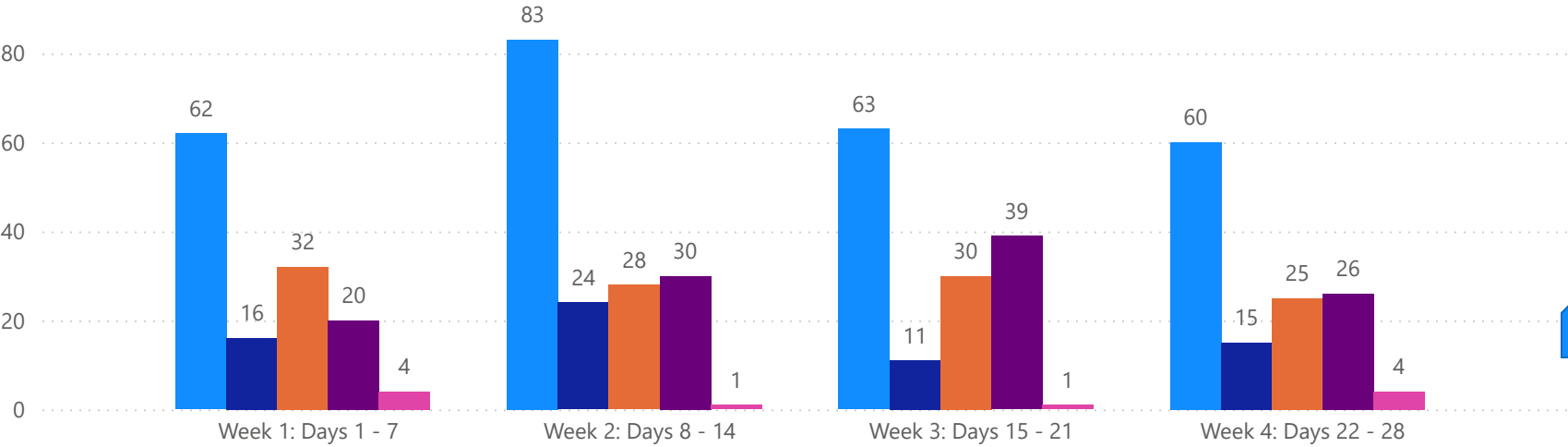
**SUNCOAST TAMPA**  
— ASSOCIATION OF —  
**REALTORS®**

# 4 WEEK REAL ESTATE MARKET REPORT

## MANATEE COUNTY - CONDO

12/11/2025

MLSStatus ● Active ● Canceled ● Pending ● Sold ● Temporarily Off-Market



### TOTALS

MLS Status	4 Week Total
Active	268
Canceled	66
Pending	115
Sold	115
Temporarily Off-Market	10

### DAILY MARKET CHANGE

Category	Sum of Manatee
Back on the Market	3
New Listings	6
Price Decrease	14
Price Increase	0

\*Back on Market can be from these sources - Pending, Temp Off Market, Cancelled and Expired Listing)

### 7 DAY SOLD COMPARISON

Closed Prior Year	Volume	Count
Thursday, December 11, 2025	\$205,000	2
Wednesday, December 10, 2025	\$474,000	2
Tuesday, December 09, 2025	\$1,243,000	4
Monday, December 08, 2025	\$1,254,900	3
Friday, December 05, 2025	\$3,395,000	9
<b>Total</b>	<b>\$6,571,900</b>	<b>20</b>

Closed Prior Year	Volume	Count
Tuesday, December 10, 2024	\$1,616,660	5
Monday, December 09, 2024	\$1,607,924	6
Sunday, December 08, 2024	\$295,000	1
Friday, December 06, 2024	\$1,157,500	4
Thursday, December 05, 2024	\$605,000	2
Wednesday, December 04, 2024	\$2,312,436	7
<b>Total</b>	<b>\$7,594,520</b>	<b>25</b>

SUNCOAST TAMPA  
— ASSOCIATION OF —  
REALTORS®