



4 WEEK REAL ESTATE MARKET REPORT

Sunday, December 14, 2025

As of: Monday, December 15, 2025

- 1 Report Breakdown
- 2 Cumulative Tampa Bay Report - Single Family Home
- 3 Cumulative Tampa Bay Report - Condominium
- 4 Pinellas County - Single Family Home
- 5 Pinellas County - Condominium
- 6 Pasco County - Single Family Home
- 7 Pasco County - Condominium
- 8 Hillsborough County - Single Family Home
- 9 Hillsborough County - Condominium
- 10 Sarasota County - Single Family Home
- 11 Sarasota County - Condominium
- 12 Manatee County - Single Family Home
- 13 Manatee County - Condominium

4 WEEK REAL ESTATE MARKET REPORT

REPORT BREAKDOWN

Sunday, December 14, 2025



as of: 12/15/2025

Day 1	Sunday, December 14, 2025
Day 2	Saturday, December 13, 2025
Day 3	Friday, December 12, 2025
Day 4	Thursday, December 11, 2025
Day 5	Wednesday, December 10, 2025
Day 6	Monday, December 15, 2025
Day 7	Sunday, December 14, 2025
Day 8	Saturday, December 13, 2025
Day 9	Friday, December 12, 2025
Day 10	Thursday, December 11, 2025
Day 11	Wednesday, December 10, 2025
Day 12	Tuesday, December 9, 2025
Day 13	Monday, December 8, 2025
Day 14	Sunday, December 7, 2025
Day 15	Saturday, December 6, 2025
Day 16	Friday, December 5, 2025
Day 17	Thursday, December 4, 2025
Day 18	Wednesday, December 3, 2025
Day 19	Tuesday, December 2, 2025
Day 20	Monday, December 1, 2025
Day 21	Sunday, November 30, 2025
Day 22	Saturday, November 29, 2025
Day 23	Friday, November 28, 2025
Day 24	Thursday, November 27, 2025
Day 25	Wednesday, November 26, 2025
Day 26	Tuesday, November 25, 2025
Day 27	Monday, November 24, 2025
Day 28	Sunday, November 23, 2025

REPORT BREAKDOWN

GRAPH:

Active - Newly listed during the date range

Pending - Status changed to 'pending' during the date range

Sold - Closed during the date range

Canceled - Canceled during the date range

Temp off Market - Status changed to 'temp' off market' during the date range

The date ranges are not cumulative.

Day 1: Sunday, December 14, 2025

Day 28: Sunday, November 23, 2025

TOTALS:

4 Weeks: The summation of each date range (Day 1 - Day 28)

Market Changes

Day 1's New Listings, Price Increase, Price Decreases and Back on Market

Manatee County - Single Family Home

7 Day Sold Comparison

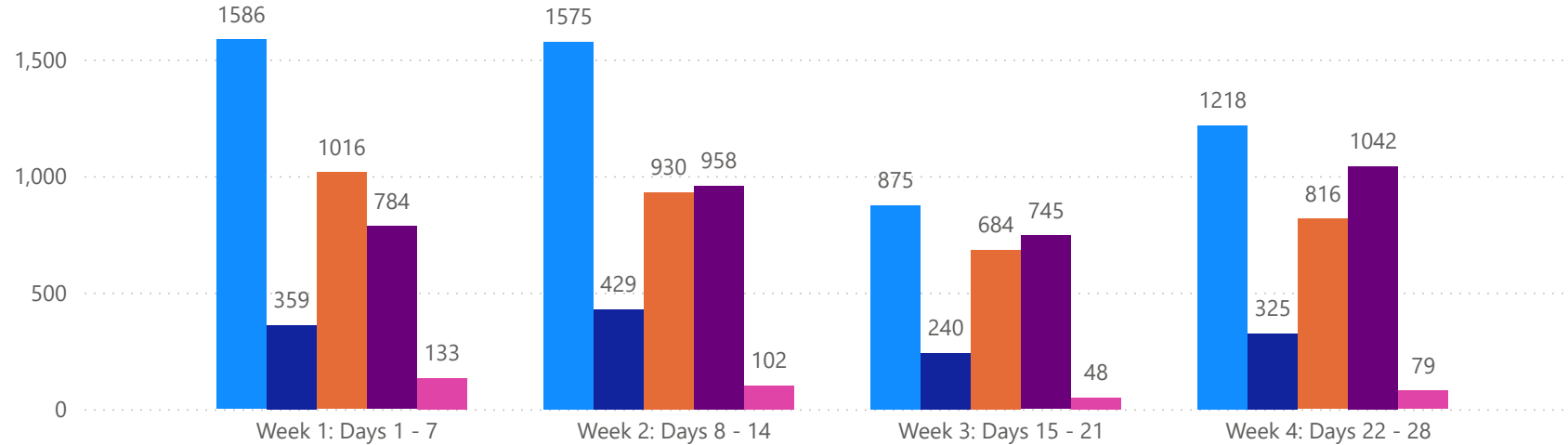
Compares the sold amount and volume in the last 7 days against the same timeframe in the prior year and days 8 - days 14.

4 WEEK REAL ESTATE MARKET REPORT

TAMPA BAY - SINGLE FAMILY HOME

12/14/2025

MLSStatus ● Active ● Canceled ● Pending ● Sold ● Temporarily Off-Market



All data is current as of today, though some MLS statuses may have changed from prior days.

TOTALS

MLS Status	4 Week Total
Active	5254
Canceled	1353
Pending	3446
Sold	3529
Temporarily Off-Market	362

DAILY MARKET CHANGE

Category	Sum of Total
Back on the Market	14
New Listings	51
Price Decrease	58
Price Increase	14

*Back on Market can be from these sources - Pending, Temp Off Market, Cancelled and Expired Listing)

7 DAY SOLD COMPARISON

Closed Prior Year	Volume	Count	Closed Prior Year	Volume	Count
Sunday, December 14, 2025	\$2,194,293	2	Friday, December 13, 2024	\$159,330,912	278
Friday, December 12, 2025	\$121,513,863	216	Thursday, December 12, 2024	\$96,329,140	178
Thursday, December 11, 2025	\$70,685,869	123	Wednesday, December 11, 2024	\$64,854,198	117
Wednesday, December 10, 2025	\$96,006,301	175	Tuesday, December 10, 2024	\$89,739,857	150
Tuesday, December 09, 2025	\$71,607,772	118	Monday, December 09, 2024	\$110,334,805	189
Monday, December 08, 2025	\$83,780,303	150	Sunday, December 08, 2024	\$1,255,000	2
Total	\$445,788,401	784	Saturday, December 07, 2024	\$2,610,960	5
			Total	\$524,454,872	919

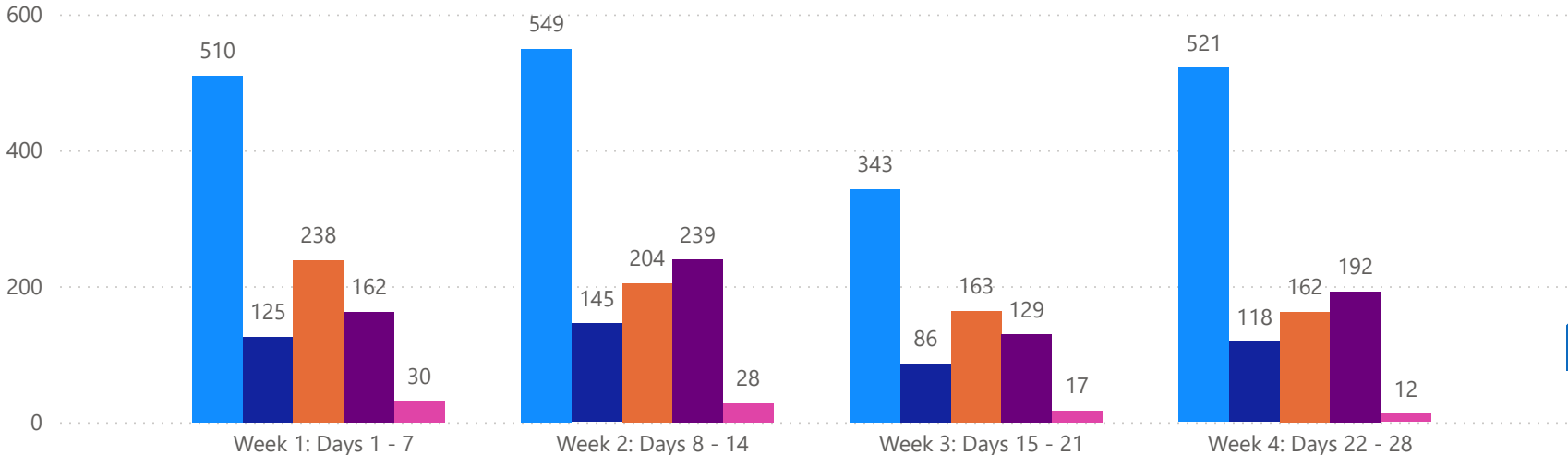
SUNCOAST TAMPA
— ASSOCIATION OF —
REALTORS®

4 WEEK REAL ESTATE MARKET REPORT

TAMPA BAY - CONDO

12/14/2025

MLSStatus ● Active ● Canceled ● Pending ● Sold ● Temporarily Off-Market



All data is current as of today, though some MLS statuses may have changed from prior days.

TOTALS

MLS Status	4 Week Total
Active	1923
Canceled	474
Pending	767
Sold	722
Temporarily Off-Market	87

DAILY MARKET CHANGE

Category	Sum of Total
Back on the Market	6
New Listings	10
Price Decrease	26
Price Increase	0

*Back on Market can be from these sources - Pending, Temp Off Market, Cancelled and Expired Listing)

7 DAY SOLD COMPARISON

Closed Prior Year	Volume	Count	Closed Prior Year	Volume	Count
Saturday, December 13, 2025	\$250,000	1	Friday, December 13, 2024	\$14,655,400	46
Friday, December 12, 2025	\$17,049,061	36	Thursday, December 12, 2024	\$15,884,812	33
Thursday, December 11, 2025	\$18,588,499	28	Wednesday, December 11, 2024	\$7,321,504	21
Wednesday, December 10, 2025	\$14,926,508	25	Tuesday, December 10, 2024	\$11,867,860	28
Tuesday, December 09, 2025	\$16,595,713	28	Monday, December 09, 2024	\$20,858,557	34
Monday, December 08, 2025	\$31,229,110	44	Sunday, December 08, 2024	\$893,000	3
Total	\$98,638,891	162	Saturday, December 07, 2024	\$514,000	3
			Total	\$71,995,133	168

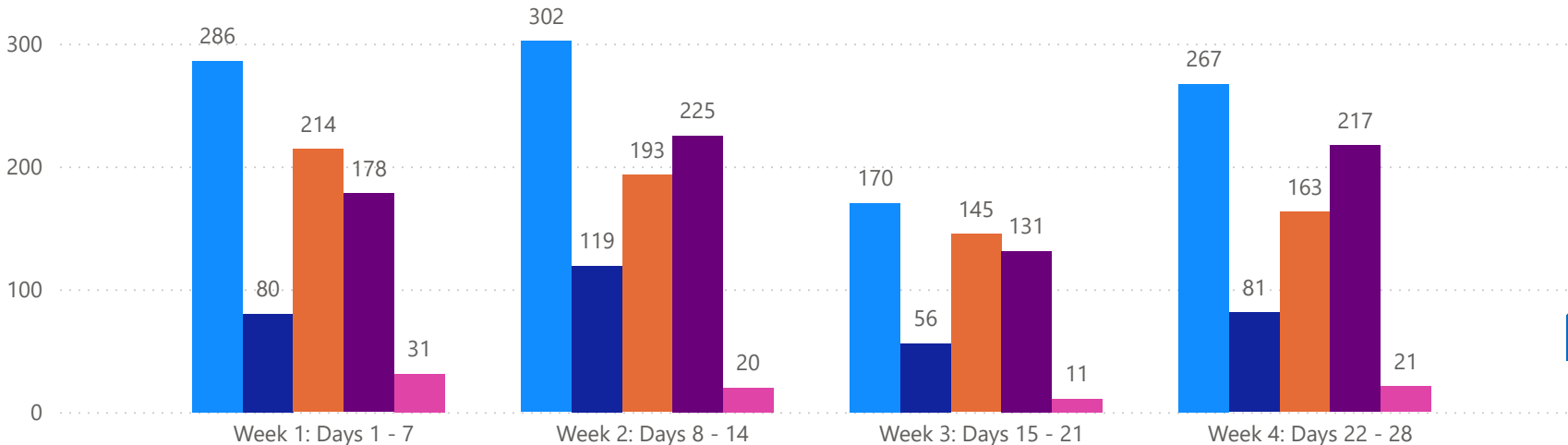
SUNCOAST TAMPA
— ASSOCIATION OF —
REALTORS®

4 WEEK REAL ESTATE MARKET REPORT

PINELLAS COUNTY - SINGLE FAMILY HOME

12/14/2025

MLS Status ● Active ● Canceled ● Pending ● Sold ● Temporarily Off-Market



All data is current as of today, though some MLS statuses may have changed from prior days.

TOTALS

MLS Status	4 Week Total
Active	1025
Canceled	336
Pending	715
Sold	751
Temporarily Off-Market	83

DAILY MARKET CHANGE

Category	Sum of Pinellas
Back on the Market	5
New Listings	11
Price Decrease	13
Price Increase	0

*Back on Market can be from these sources - Pending, Temp Off Market, Cancelled and Expired Listing)

7 DAY SOLD COMPARISON

Closed Prior Year	Volume	Count	Closed Prior Year	Volume	Count
Friday, December 12, 2025	\$35,079,070	54	Friday, December 13, 2024	\$36,958,248	63
Thursday, December 11, 2025	\$21,613,500	29	Thursday, December 12, 2024	\$21,721,618	39
Wednesday, December 10, 2025	\$16,578,000	31	Wednesday, December 11, 2024	\$15,824,150	29
Tuesday, December 09, 2025	\$19,690,800	30	Tuesday, December 10, 2024	\$18,673,612	34
Monday, December 08, 2025	\$19,875,050	34	Monday, December 09, 2024	\$18,674,750	31
Total	\$112,836,420	178	Saturday, December 07, 2024	\$445,000	1
			Total	\$112,297,378	197

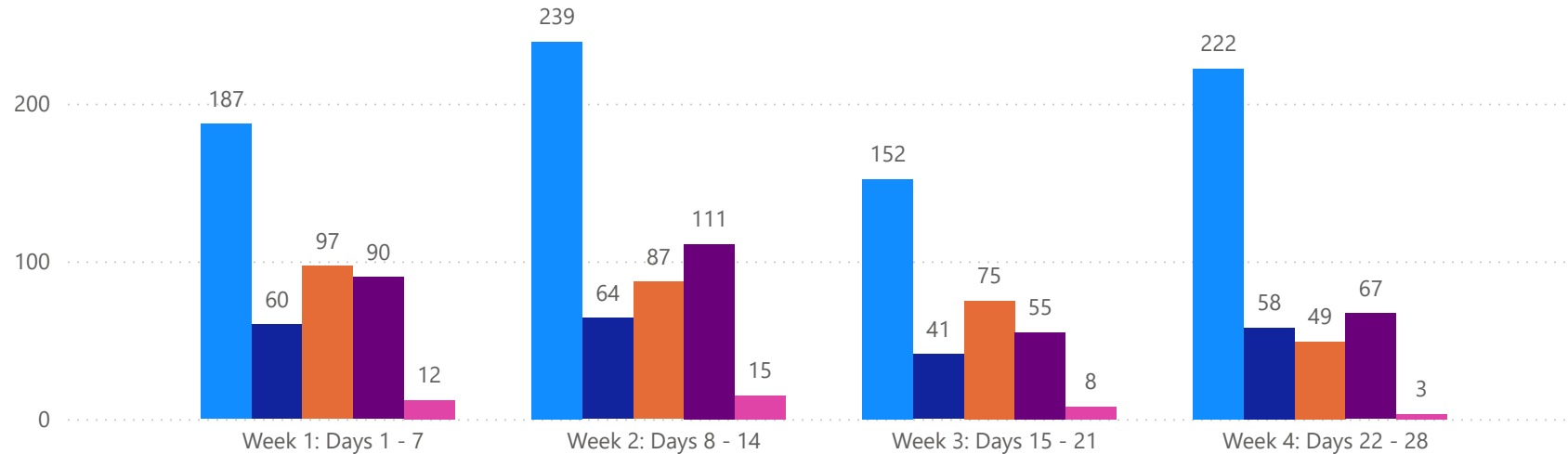
SUNCOAST TAMPA
— ASSOCIATION OF —
REALTORS®

4 WEEK REAL ESTATE MARKET REPORT

PINELLAS COUNTY - CONDO

12/14/2025

MLSStatus ● Active ● Canceled ● Pending ● Sold ● Temporarily Off-Market



All data is current as of today, though some MLS statuses may have changed from prior days.

TOTALS

MLS Status	4 Week Total
Active	800
Canceled	223
Pending	308
Sold	323
Temporarily Off-Market	38

DAILY MARKET CHANGE

Category	Sum of Pinellas
Back on the Market	0
New Listings	2
Price Decrease	7
Price Increase	0

*Back on Market can be from these sources - Pending, Temp Off Market, Cancelled and Expired Listing)

7 DAY SOLD COMPARISON

Closed Prior Year	Volume	Count	Closed Prior Year	Volume	Count
Saturday, December 13, 2025	\$250,000	1	Friday, December 13, 2024	\$5,851,700	22
Friday, December 12, 2025	\$11,830,311	18	Thursday, December 12, 2024	\$8,309,812	12
Thursday, December 11, 2025	\$14,464,499	16	Wednesday, December 11, 2024	\$1,324,504	8
Wednesday, December 10, 2025	\$11,543,008	16	Tuesday, December 10, 2024	\$3,625,700	12
Tuesday, December 09, 2025	\$12,678,713	16	Monday, December 09, 2024	\$8,530,100	17
Monday, December 08, 2025	\$17,906,984	23	Sunday, December 08, 2024	\$598,000	2
Total	\$68,673,515	90	Saturday, December 07, 2024	\$514,000	3
			Total	\$28,753,816	76

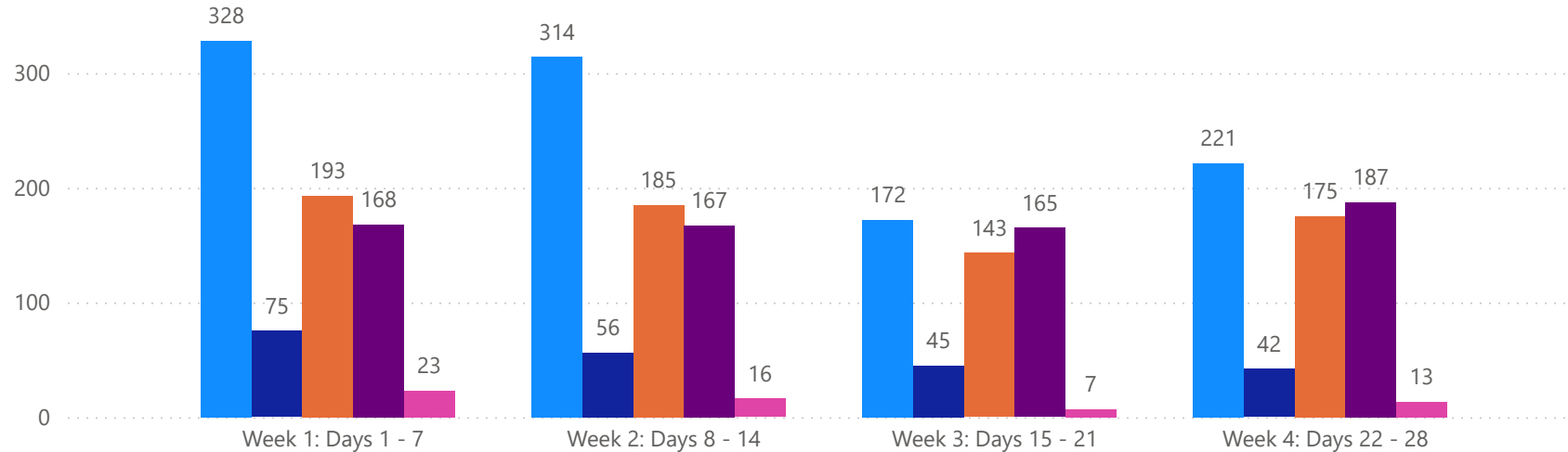
SUNCOAST TAMPA
— ASSOCIATION OF —
REALTORS®

4 WEEK REAL ESTATE MARKET REPORT

PASCO COUNTY - SINGLE FAMILY HOME

12/14/2025

MLS Status ● Active ● Canceled ● Pending ● Sold ● Temporarily Off-Market



All data is current as of today, though some MLS statuses may have changed from prior days.

TOTALS

MLS Status	4 Week Total
Active	1035
Canceled	218
Pending	696
Sold	687
Temporarily Off-Market	59

DAILY MARKET CHANGE

Category	Sum of Pasco
Back on the Market	3
New Listings	6
Price Decrease	8
Price Increase	1

*Back on Market can be from these sources - Pending, Temp Off Market, Cancelled and Expired Listing)

7 DAY SOLD COMPARISON

Closed Prior Year	Volume	Count	Closed Prior Year	Volume	Count
Sunday, December 14, 2025	\$2,194,293	2	Friday, December 13, 2024	\$27,454,131	65
Friday, December 12, 2025	\$16,461,589	42	Thursday, December 12, 2024	\$14,109,930	38
Thursday, December 11, 2025	\$8,992,344	24	Wednesday, December 11, 2024	\$5,628,990	15
Wednesday, December 10, 2025	\$18,858,658	46	Tuesday, December 10, 2024	\$12,933,590	33
Tuesday, December 09, 2025	\$10,395,879	24	Monday, December 09, 2024	\$15,045,440	36
Monday, December 08, 2025	\$12,356,395	30	Saturday, December 07, 2024	\$480,000	1
Total	\$69,259,158	168	Total	\$75,652,081	188

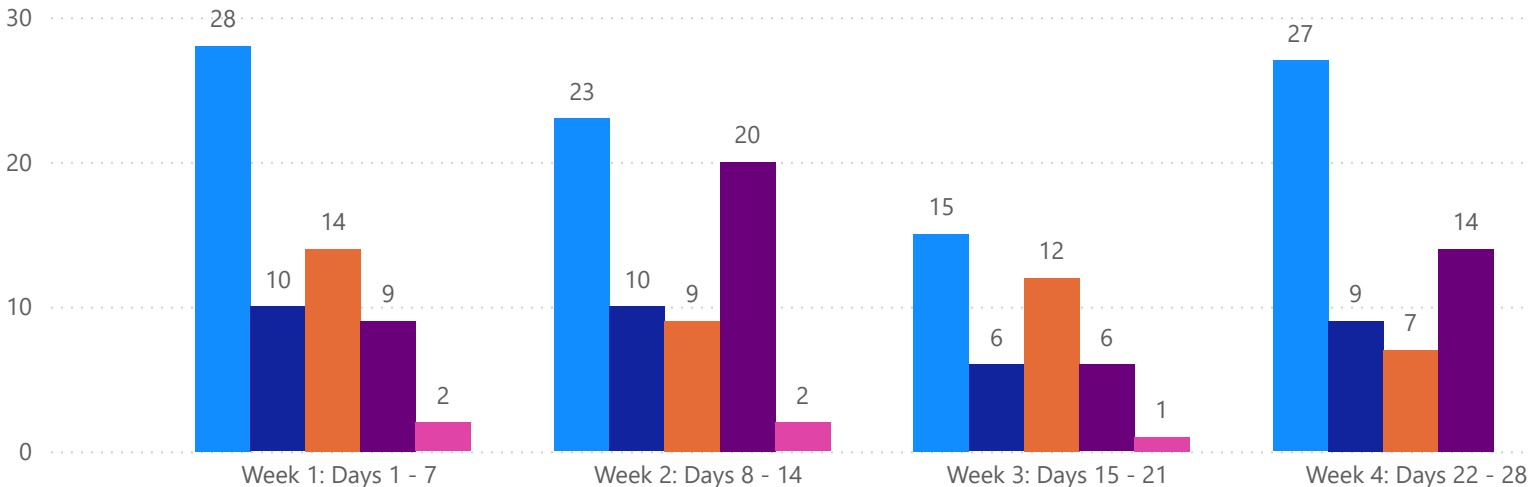
SUNCOAST TAMPA
— ASSOCIATION OF —
REALTORS®

4 WEEK REAL ESTATE MARKET REPORT

PASCO COUNTY - CONDO

12/14/2025

MLSStatus ● Active ● Canceled ● Pending ● Sold ● Temporarily Off-Market



All data is current as of today, though some MLS statuses may have changed from prior days.

TOTALS

MLS Status	4 Week Total
Active	93
Canceled	35
Pending	42
Sold	49
Temporarily Off-Market	5

DAILY MARKET CHANGE

Category	Sum of Pasco
Back on the Market	0
New Listings	2
Price Decrease	3
Price Increase	0

*Back on Market can be from these sources - Pending, Temp Off Market, Cancelled and Expired Listing)

7 DAY SOLD COMPARISON

Closed Prior Year	Volume	Count	Closed Prior Year	Volume	Count
Friday, December 12, 2025	\$367,500	3	Friday, December 13, 2024	\$200,000	1
Thursday, December 11, 2025	\$140,000	1	Thursday, December 12, 2024	\$340,500	3
Wednesday, December 10, 2025	\$140,000	1	Wednesday, December 11, 2024	\$351,000	2
Tuesday, December 09, 2025	\$194,000	2	Tuesday, December 10, 2024	\$105,000	1
Monday, December 08, 2025	\$190,000	2	Monday, December 09, 2024	\$27,000	1
Total	\$1,031,500	9	Total	\$1,023,500	8

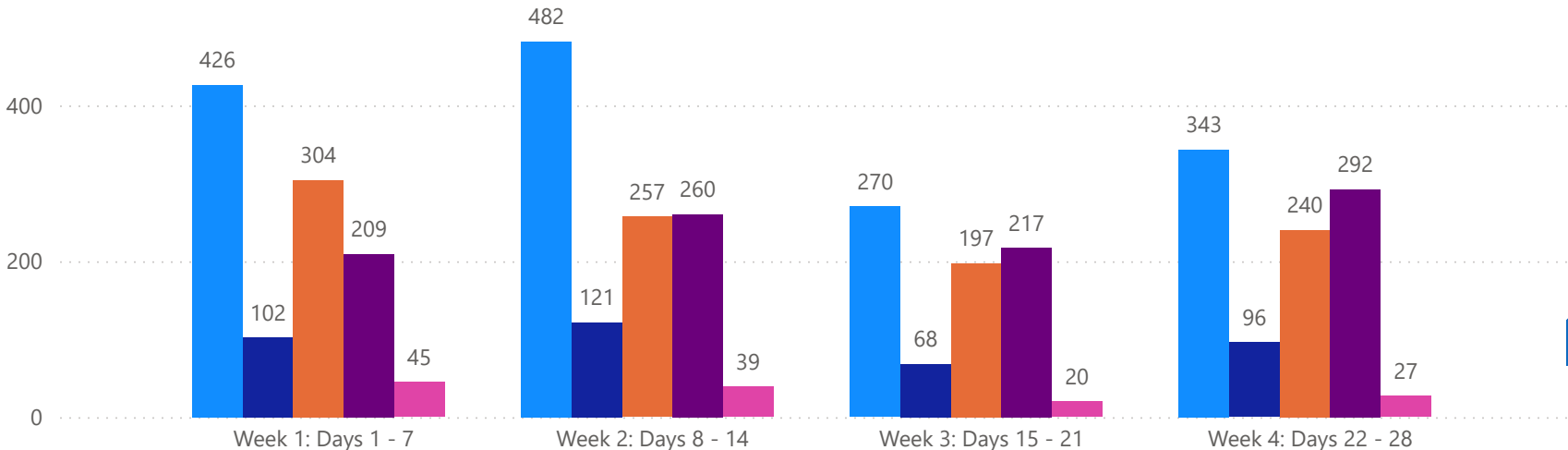
SUNCOAST TAMPA
— ASSOCIATION OF —
REALTORS®

4 WEEK REAL ESTATE MARKET REPORT

HILLSBOROUGH COUNTY - SINGLE FAMILY HOME

12/14/2025

MLS Status ● Active ● Canceled ● Pending ● Sold ● Temporarily Off-Market



All data is current as of today, though some MLS statuses may have changed from prior days.

TOTALS

MLS Status	4 Week Total
Active	1521
Canceled	387
Pending	998
Sold	978
Temporarily Off-Market	131

DAILY MARKET CHANGE

Category	Sum of Hillsborough	*Back on Market can be from these sources - Pending, Temp Off Market, Cancelled and Expired Listing)
Back on the Market	5	
New Listings	19	
Price Decrease	18	
Price Increase	0	

7 DAY SOLD COMPARISON

Closed Prior Year	Volume	Count	Closed Prior Year	Volume	Count
Friday, December 12, 2025	\$37,690,830	67	Friday, December 13, 2024	\$45,136,138	78
Thursday, December 11, 2025	\$16,999,100	35	Thursday, December 12, 2024	\$29,242,475	54
Wednesday, December 10, 2025	\$20,238,698	40	Wednesday, December 11, 2024	\$24,439,694	40
Tuesday, December 09, 2025	\$19,703,370	32	Tuesday, December 10, 2024	\$24,145,016	43
Monday, December 08, 2025	\$17,457,154	35	Monday, December 09, 2024	\$28,729,960	59
Total	\$112,089,152	209	Sunday, December 08, 2024	\$900,000	1
			Saturday, December 07, 2024	\$445,000	1
			Total	\$153,038,283	276

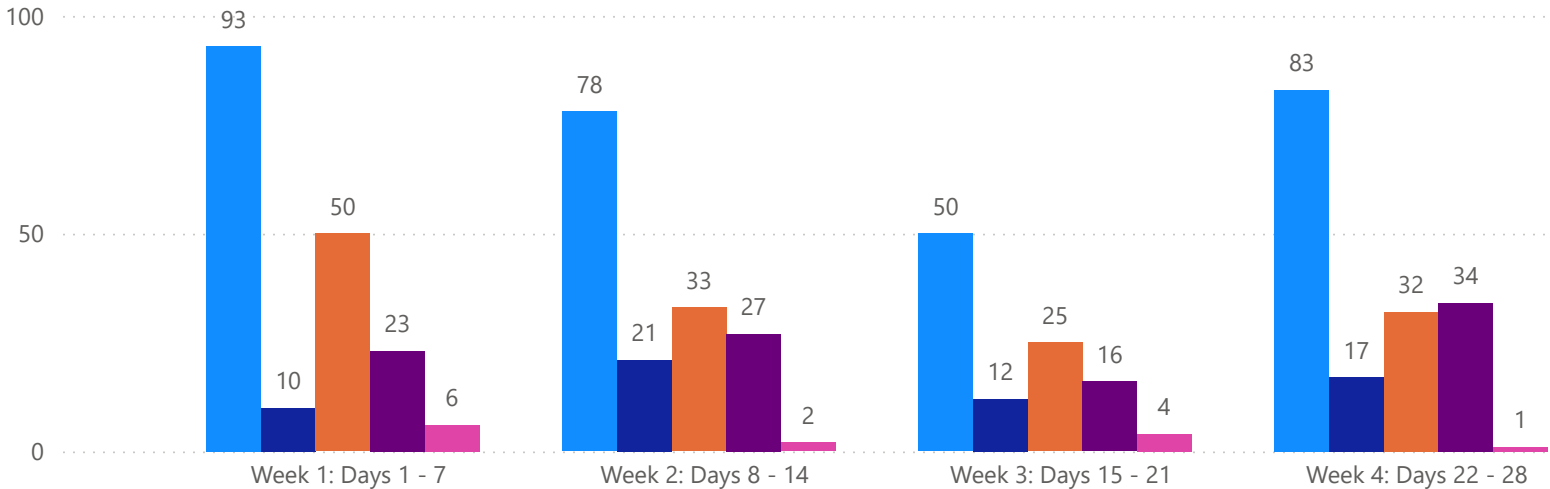
SUNCOAST TAMPA
— ASSOCIATION OF —
REALTORS®

4 WEEK REAL ESTATE MARKET REPORT

HILLSBOROUGH COUNTY - CONDO

12/14/2025

MLSStatus ● Active ● Canceled ● Pending ● Sold ● Temporarily Off-Market



All data is current as of today, though some MLS statuses may have changed from prior days.

TOTALS

MLS Status	4 Week Total
Active	304
Canceled	60
Pending	140
Sold	100
Temporarily Off-Market	13

DAILY MARKET CHANGE

Category	Sum of Hillsborough	
Back on the Market	1	*Back on Market can be from these sources - Pending, Temp Off Market, Cancelled and Expired Listing)
New Listings	1	
Price Decrease	4	
Price Increase	0	

7 DAY SOLD COMPARISON

Closed Prior Year	Volume	Count	Closed Prior Year	Volume	Count
Friday, December 12, 2025	\$810,000	4	Friday, December 13, 2024	\$1,549,700	8
Thursday, December 11, 2025	\$3,021,000	6	Thursday, December 12, 2024	\$1,635,500	7
Wednesday, December 10, 2025	\$1,424,500	3	Wednesday, December 11, 2024	\$288,000	2
Tuesday, December 09, 2025	\$1,055,000	3	Tuesday, December 10, 2024	\$3,177,500	4
Monday, December 08, 2025	\$2,488,900	7	Monday, December 09, 2024	\$2,418,000	4
Total	\$8,799,400	23	Total	\$9,068,700	25

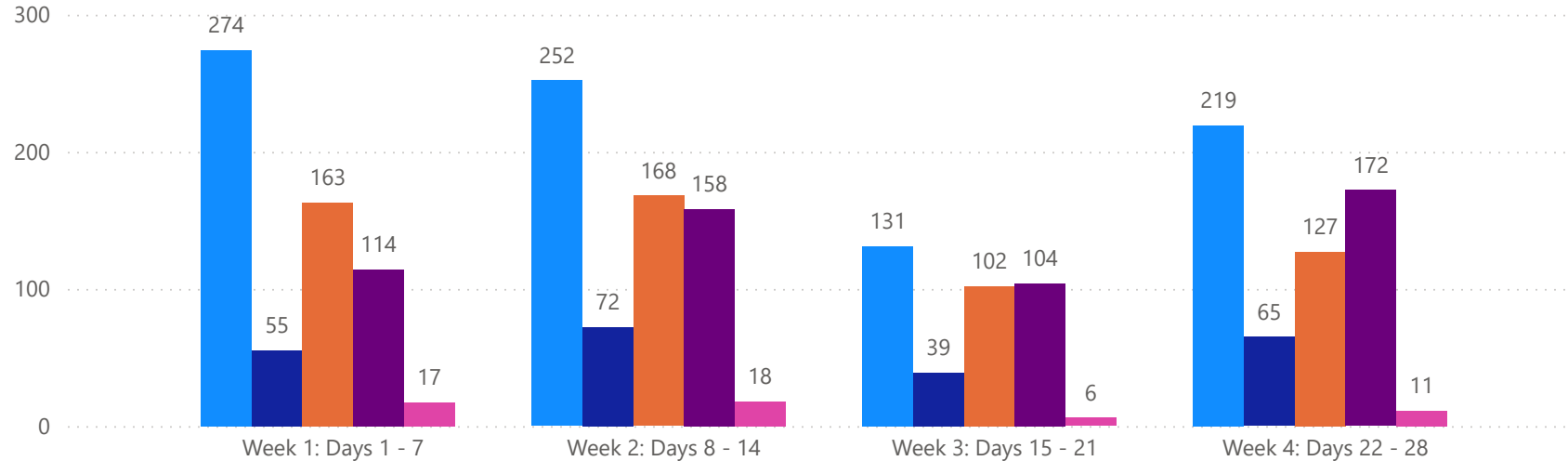
SUNCOAST TAMPA
— ASSOCIATION OF —
REALTORS®

4 WEEK REAL ESTATE MARKET REPORT

SARASOTA COUNTY - SINGLE FAMILY HOME

12/14/2025

MLS Status ● Active ● Canceled ● Pending ● Sold ● Temporarily Off-Market



All data is current as of today, though some MLS statuses may have changed from prior days.

TOTALS

MLS Status	4 Week Total
Active	876
Canceled	231
Pending	560
Sold	548
Temporarily Off-Market	52

DAILY MARKET CHANGE

Category	Sum of Sarasota
Back on the Market	0
New Listings	12
Price Decrease	10
Price Increase	1

*Back on Market can be from these sources - Pending, Temp Off Market, Cancelled and Expired Listing)

7 DAY SOLD COMPARISON

Closed Prior Year	Volume	Count	Closed Prior Year	Volume	Count
Friday, December 12, 2025	\$19,146,742	30	Friday, December 13, 2024	\$21,228,924	34
Thursday, December 11, 2025	\$9,299,500	13	Thursday, December 12, 2024	\$16,687,321	25
Wednesday, December 10, 2025	\$23,867,990	33	Wednesday, December 11, 2024	\$9,657,230	16
Tuesday, December 09, 2025	\$10,409,193	16	Tuesday, December 10, 2024	\$13,761,249	19
Monday, December 08, 2025	\$17,280,789	22	Monday, December 09, 2024	\$27,148,546	34
Total	\$80,004,214	114	Sunday, December 08, 2024	\$355,000	1
			Saturday, December 07, 2024	\$767,970	1
			Total	\$89,606,240	130

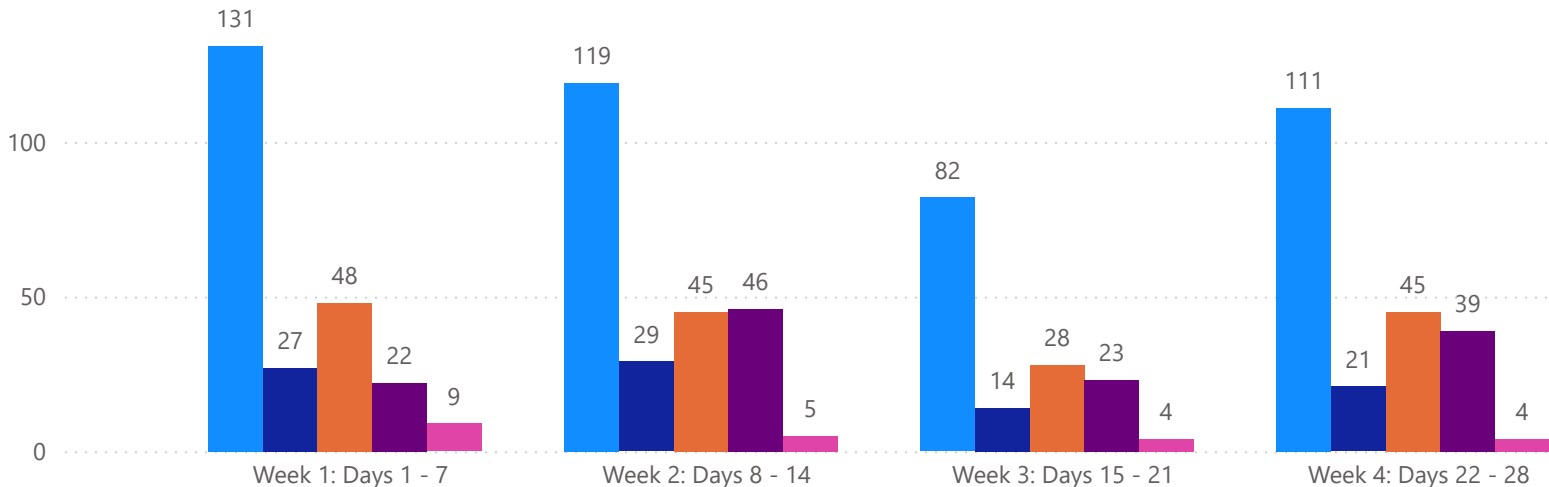
SUNCOAST TAMPA
— ASSOCIATION OF —
REALTORS®

4 WEEK REAL ESTATE MARKET REPORT

SARASOTA COUNTY - CONDO

12/14/2025

MLS Status ● Active ● Canceled ● Pending ● Sold ● Temporarily Off-Market



All data is current as of today, though some MLS statuses may have changed from prior days.

TOTALS

MLS Status	4 Week Total
Active	443
Canceled	91
Pending	166
Sold	130
Temporarily Off-Market	22

DAILY MARKET CHANGE

Category	Sum of Sarasota
Back on the Market	4
New Listings	2
Price Decrease	6
Price Increase	0

*Back on Market can be from these sources - Pending, Temp Off Market, Cancelled and Expired Listing)

7 DAY SOLD COMPARISON

Closed Prior Year	Volume	Count	Closed Prior Year	Volume	Count
Friday, December 12, 2025	\$1,895,000	4	Friday, December 13, 2024	\$4,509,000	8
Thursday, December 11, 2025	\$758,000	3	Thursday, December 12, 2024	\$4,774,000	8
Wednesday, December 10, 2025	\$1,345,000	3	Wednesday, December 11, 2024	\$3,660,000	5
Tuesday, December 09, 2025	\$1,425,000	3	Tuesday, December 10, 2024	\$3,343,000	6
Monday, December 08, 2025	\$9,388,326	9	Monday, December 09, 2024	\$8,275,533	6
Total	\$14,811,326	22	Total	\$24,561,533	33

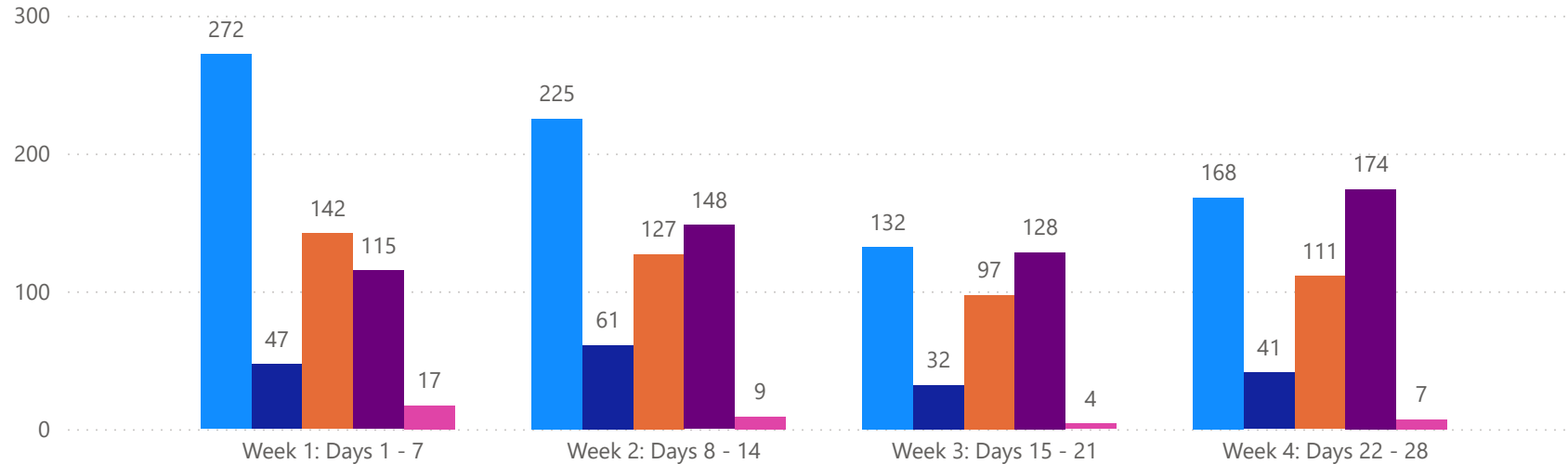
SUNCOAST TAMPA
— ASSOCIATION OF —
REALTORS®

4 WEEK REAL ESTATE MARKET REPORT

MANATEE COUNTY - SINGLE FAMILY HOME

12/14/2025

MLSStatus ● Active ● Canceled ● Pending ● Sold ● Temporarily Off-Market



All data is current as of today, though some MLS statuses may have changed from prior days.

TOTALS

MLS Status	4 Week Total
Active	797
Canceled	181
Pending	477
Sold	565
Temporarily Off-Market	37

DAILY MARKET CHANGE

Category	Sum of Manatee
Back on the Market	1
New Listings	3
Price Decrease	9
Price Increase	12

*Back on Market can be from these sources - Pending, Temp Off Market, Cancelled and Expired Listing)

7 DAY SOLD COMPARISON

Closed Prior Year	Volume	Count	Closed Prior Year	Volume	Count
Friday, December 12, 2025	\$13,135,632	23	Friday, December 13, 2024	\$28,553,471	38
Thursday, December 11, 2025	\$13,781,425	22	Thursday, December 12, 2024	\$14,567,796	22
Wednesday, December 10, 2025	\$16,462,955	25	Wednesday, December 11, 2024	\$9,304,134	17
Tuesday, December 09, 2025	\$11,408,530	16	Tuesday, December 10, 2024	\$20,226,390	21
Monday, December 08, 2025	\$16,810,915	29	Monday, December 09, 2024	\$20,736,109	29
Total	\$71,599,457	115	Saturday, December 07, 2024	\$472,990	1
			Total	\$93,860,890	128

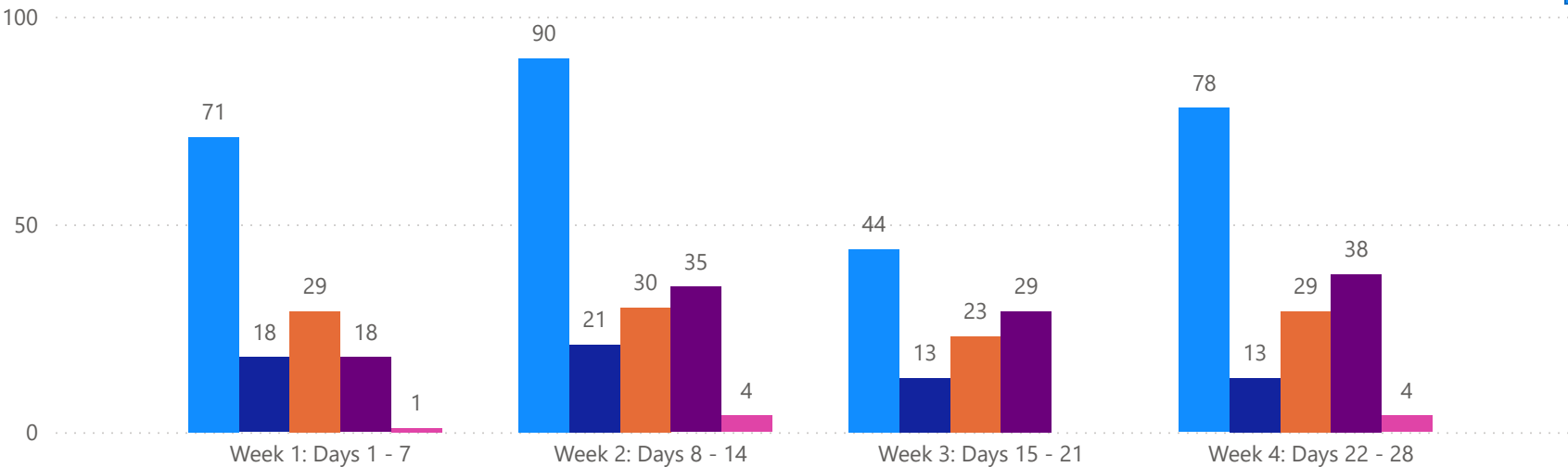
SUNCOAST TAMPA
— ASSOCIATION OF —
REALTORS®

4 WEEK REAL ESTATE MARKET REPORT

MANATEE COUNTY - CONDO

12/14/2025

MLSStatus ● Active ● Canceled ● Pending ● Sold ● Temporarily Off-Market



TOTALS

MLS Status	4 Week Total
Active	283
Canceled	65
Pending	111
Sold	120
Temporarily Off-Market	9

DAILY MARKET CHANGE

Category	Sum of Manatee
Back on the Market	1
New Listings	3
Price Decrease	6
Price Increase	0

*Back on Market can be from these sources - Pending, Temp Off Market, Cancelled and Expired Listing)

7 DAY SOLD COMPARISON

Closed Prior Year	Volume	Count
Friday, December 12, 2025	\$2,146,250	7
Thursday, December 11, 2025	\$205,000	2
Wednesday, December 10, 2025	\$474,000	2
Tuesday, December 09, 2025	\$1,243,000	4
Monday, December 08, 2025	\$1,254,900	3
Total	\$5,323,150	18

Closed Prior Year	Volume	Count
Friday, December 13, 2024	\$2,545,000	7
Thursday, December 12, 2024	\$825,000	3
Wednesday, December 11, 2024	\$1,698,000	4
Tuesday, December 10, 2024	\$1,616,660	5
Monday, December 09, 2024	\$1,607,924	6
Sunday, December 08, 2024	\$295,000	1
Total	\$8,587,584	26

SUNCOAST TAMPA
— ASSOCIATION OF —
REALTORS®