



## 4 WEEK REAL ESTATE MARKET REPORT

Sunday, December 21, 2025

*As of: Monday, December 22, 2025*

- 1 Report Breakdown
- 2 Cumulative Tampa Bay Report - Single Family Home
- 3 Cumulative Tampa Bay Report - Condominium
- 4 Pinellas County - Single Family Home
- 5 Pinellas County - Condominium
- 6 Pasco County - Single Family Home
- 7 Pasco County - Condominium
- 8 Hillsborough County - Single Family Home
- 9 Hillsborough County - Condominium
- 10 Sarasota County - Single Family Home
- 11 Sarasota County - Condominium
- 12 Manatee County - Single Family Home
- 13 Manatee County - Condominium

# 4 WEEK REAL ESTATE MARKET REPORT

## REPORT BREAKDOWN

Sunday, December 21, 2025

as of: 12/22/2025

Day 1	Sunday, December 21, 2025
Day 2	Saturday, December 20, 2025
Day 3	Friday, December 19, 2025
Day 4	Thursday, December 18, 2025
Day 5	Wednesday, December 17, 2025
Day 6	Monday, December 22, 2025
Day 7	Sunday, December 21, 2025
Day 8	Saturday, December 20, 2025
Day 9	Friday, December 19, 2025
Day 10	Thursday, December 18, 2025
Day 11	Wednesday, December 17, 2025
Day 12	Tuesday, December 16, 2025
Day 13	Monday, December 15, 2025
Day 14	Sunday, December 14, 2025
Day 15	Saturday, December 13, 2025
Day 16	Friday, December 12, 2025
Day 17	Thursday, December 11, 2025
Day 18	Wednesday, December 10, 2025
Day 19	Tuesday, December 9, 2025
Day 20	Monday, December 8, 2025
Day 21	Sunday, December 7, 2025
Day 22	Saturday, December 6, 2025
Day 23	Friday, December 5, 2025
Day 24	Thursday, December 4, 2025
Day 25	Wednesday, December 3, 2025
Day 26	Tuesday, December 2, 2025
Day 27	Monday, December 1, 2025
Day 28	Sunday, November 30, 2025

### REPORT BREAKDOWN

#### GRAPH:

Active - Newly listed during the date range

Pending - Status changed to 'pending' during the date range

Sold - Closed during the date range

Canceled - Canceled during the date range

Temp off Market - Status changed to 'temp' off market' during the date range

The date ranges are not cumulative.

Day 1: Sunday, December 21, 2025

Day 28: Sunday, November 30, 2025

#### TOTALS:

4 Weeks: The summation of each date range (Day 1 - Day 28)

#### Market Changes

Day 1's New Listings, Price Increase, Price Decreases and Back on Market

Manatee County - Single Family Home

#### 7 Day Sold Comparison

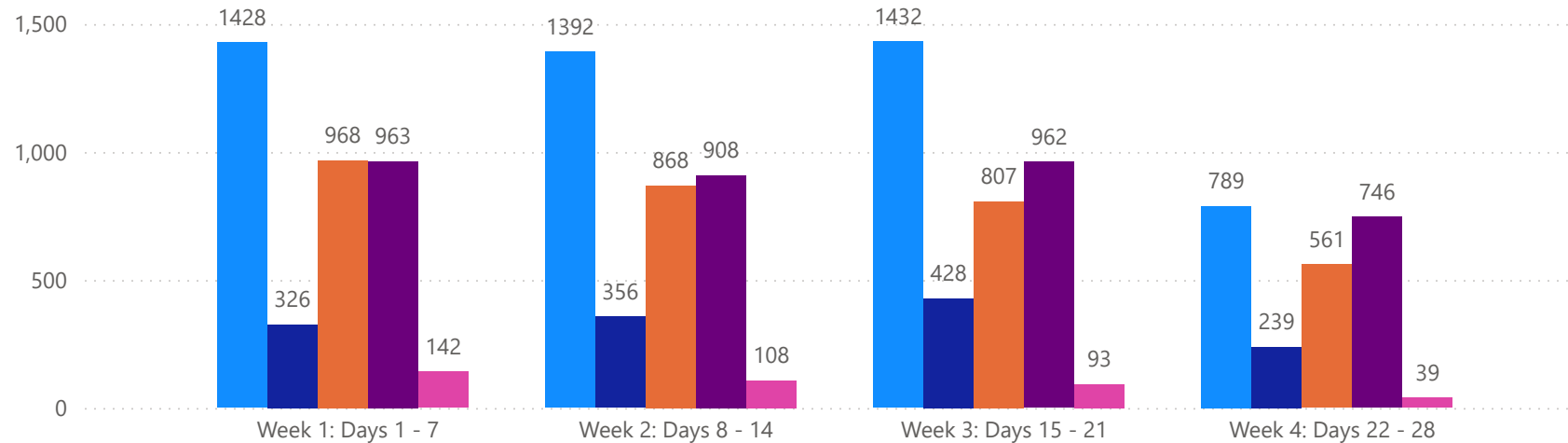
Compares the sold amount and volume in the last 7 days against the same timeframe in the prior year and days 8 - days 14.

# 4 WEEK REAL ESTATE MARKET REPORT

## TAMPA BAY - SINGLE FAMILY HOME

### 12/21/2025

**MLS Status** ● Active ● Canceled ● Pending ● Sold ● Temporarily Off-Market



All data is current as of today, though some MLS statuses may have changed from prior days.

### TOTALS

MLS Status	4 Week Total
Active	5041
Canceled	1349
Pending	3204
Sold	3579
Temporarily Off-Market	382

### DAILY MARKET CHANGE

Category	Sum of Total
Back on the Market	15
New Listings	44
Price Decrease	50
Price Increase	16

\*Back on Market can be from these sources - Pending, Temp Off Market, Cancelled and Expired Listing)

### 7 DAY SOLD COMPARISON

Closed Prior Year	Volume	Count	Closed Prior Year	Volume	Count
Sunday, December 21, 2025	\$1,200,595	2	Friday, December 20, 2024	\$222,810,826	353
Saturday, December 20, 2025	\$1,350,500	4	Thursday, December 19, 2024	\$132,797,105	219
Friday, December 19, 2025	\$136,668,378	236	Wednesday, December 18, 2024	\$116,268,244	177
Thursday, December 18, 2025	\$105,164,924	169	Tuesday, December 17, 2024	\$99,428,752	157
Wednesday, December 17, 2025	\$103,103,679	158	Monday, December 16, 2024	\$159,247,266	245
Tuesday, December 16, 2025	\$86,032,364	155	Sunday, December 15, 2024	\$675,000	2
Monday, December 15, 2025	\$156,405,114	239	Saturday, December 14, 2024	\$9,598,365	23
<b>Total</b>	<b>\$589,925,554</b>	<b>963</b>	<b>Total</b>	<b>\$740,825,558</b>	<b>1176</b>

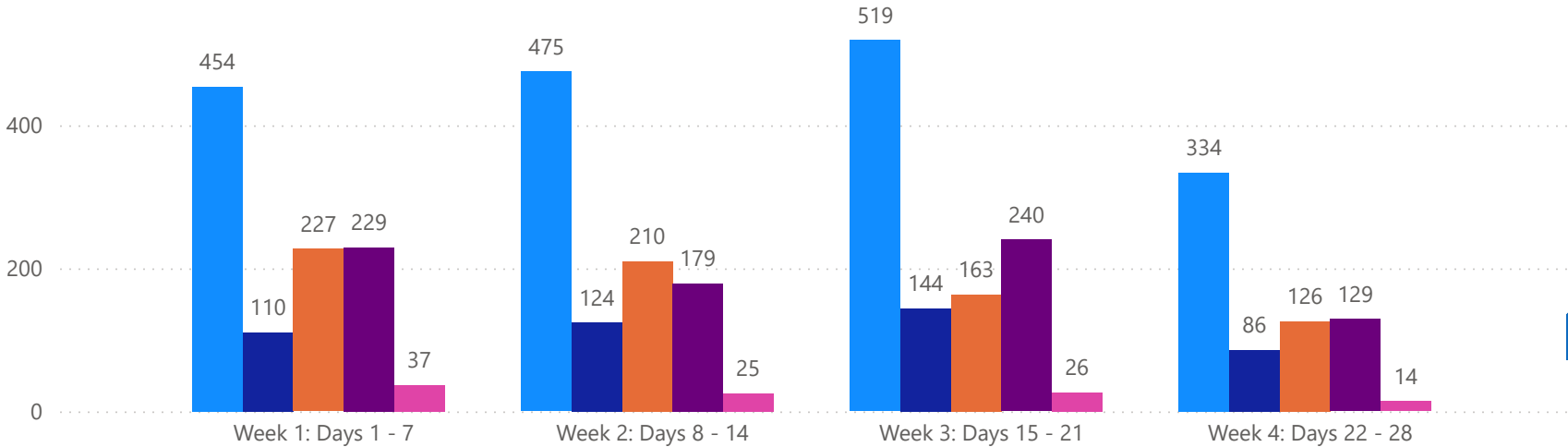


# 4 WEEK REAL ESTATE MARKET REPORT

## TAMPA BAY - CONDO

12/21/2025

MLS Status ● Active ● Canceled ● Pending ● Sold ● Temporarily Off-Market



All data is current as of today, though some MLS statuses may have changed from prior days.

### TOTALS

MLS Status	4 Week Total
Active	1782
Canceled	464
Pending	726
Sold	777
Temporarily Off-Market	102


### DAILY MARKET CHANGE

Category	Sum of Total
Back on the Market	3
New Listings	12
Price Decrease	21
Price Increase	5

\*Back on Market can be from these sources - Pending, Temp Off Market, Cancelled and Expired Listing)

### 7 DAY SOLD COMPARISON

Closed Prior Year	Volume	Count	Closed Prior Year	Volume	Count
Saturday, December 20, 2025	\$170,000	1	Friday, December 20, 2024	\$23,380,191	47
Friday, December 19, 2025	\$26,140,969	46	Thursday, December 19, 2024	\$13,908,870	22
Thursday, December 18, 2025	\$23,571,975	44	Wednesday, December 18, 2024	\$12,535,150	31
Wednesday, December 17, 2025	\$8,693,938	23	Tuesday, December 17, 2024	\$16,703,379	37
Tuesday, December 16, 2025	\$25,244,441	43	Monday, December 16, 2024	\$31,204,199	52
Monday, December 15, 2025	\$33,386,674	72	Saturday, December 14, 2024	\$658,000	3
<b>Total</b>	<b>\$117,207,997</b>	<b>229</b>	<b>Total</b>	<b>\$98,389,789</b>	<b>192</b>

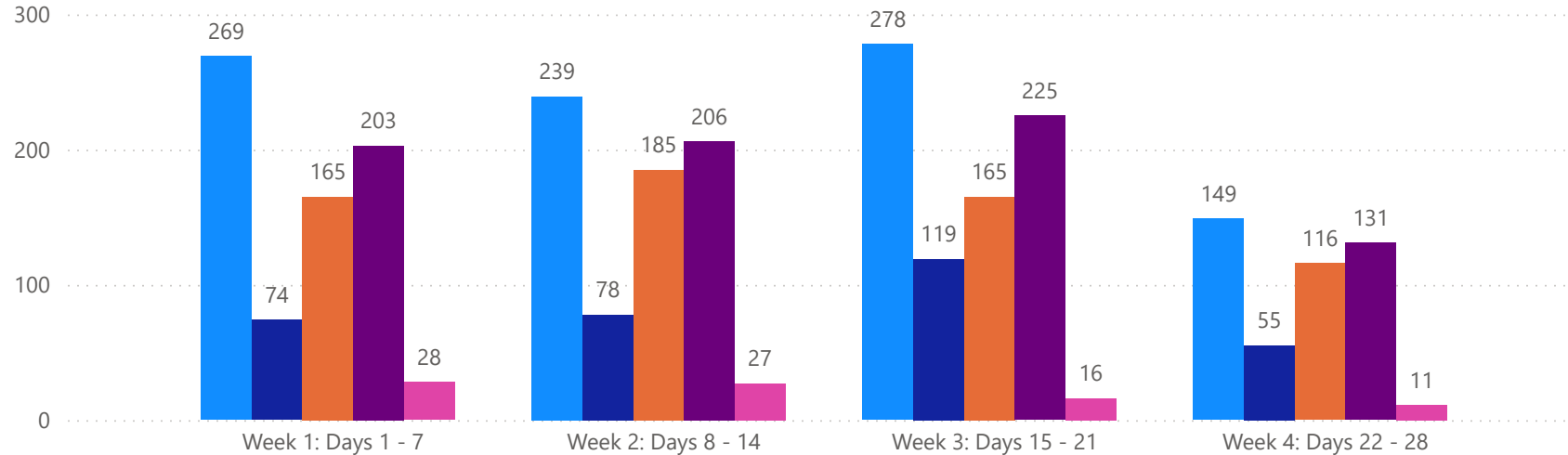


# 4 WEEK REAL ESTATE MARKET REPORT

## PINELLAS COUNTY - SINGLE FAMILY HOME

### 12/21/2025

**MLS Status** ● Active ● Canceled ● Pending ● Sold ● Temporarily Off-Market



All data is current as of today, though some MLS statuses may have changed from prior days.

### TOTALS

MLS Status	4 Week Total
Active	935
Canceled	326
Pending	631
Sold	765
Temporarily Off-Market	82

### DAILY MARKET CHANGE

Category	Sum of Pinellas
Back on the Market	8
New Listings	7
Price Decrease	5
Price Increase	2

\*Back on Market can be from these sources - Pending, Temp Off Market, Cancelled and Expired Listing)

### 7 DAY SOLD COMPARISON

Closed Prior Year	Volume	Count	Closed Prior Year	Volume	Count
Saturday, December 20, 2025	\$610,000	2	Friday, December 20, 2024	\$50,639,300	90
Friday, December 19, 2025	\$35,104,415	52	Thursday, December 19, 2024	\$25,200,400	40
Thursday, December 18, 2025	\$24,247,060	35	Wednesday, December 18, 2024	\$25,644,789	40
Wednesday, December 17, 2025	\$14,779,650	28	Tuesday, December 17, 2024	\$18,583,000	29
Tuesday, December 16, 2025	\$17,179,700	30	Monday, December 16, 2024	\$33,517,599	59
Monday, December 15, 2025	\$40,346,165	56	Sunday, December 15, 2024	\$390,000	1
<b>Total</b>	<b>\$132,266,990</b>	<b>203</b>	Saturday, December 14, 2024	\$1,275,000	2
			<b>Total</b>	<b>\$155,250,088</b>	<b>261</b>

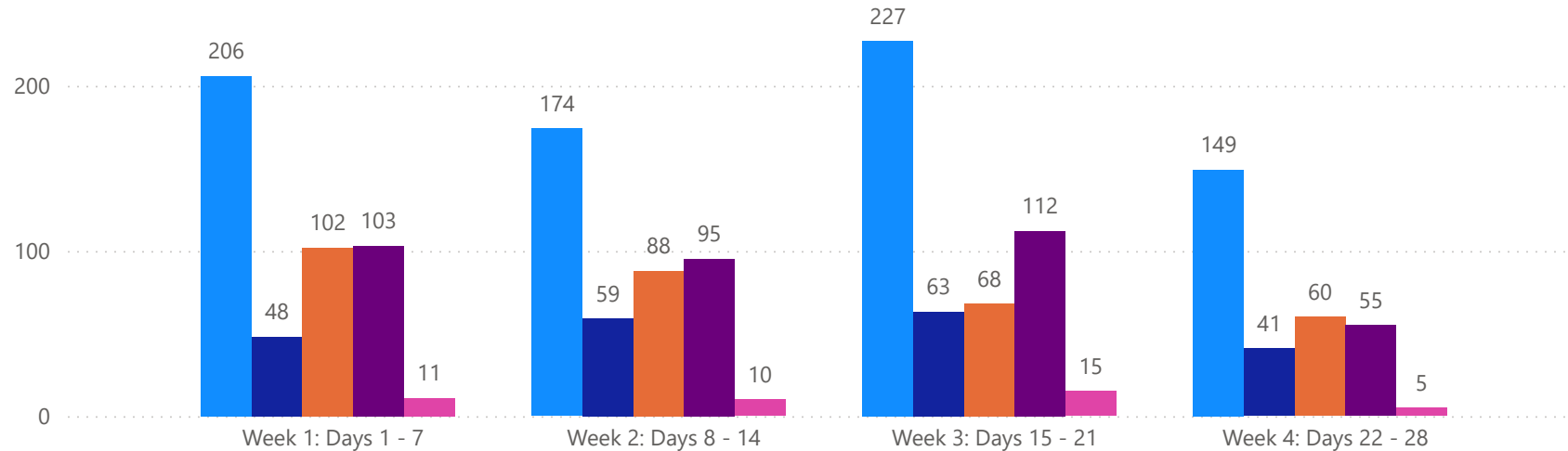


# 4 WEEK REAL ESTATE MARKET REPORT

## PINELLAS COUNTY - CONDO

12/21/2025

**MLS Status** ● Active ● Canceled ● Pending ● Sold ● Temporarily Off-Market



All data is current as of today, though some MLS statuses may have changed from prior days.

### TOTALS

MLS Status	4 Week Total
Active	756
Canceled	211
Pending	318
Sold	365
Temporarily Off-Market	41

### DAILY MARKET CHANGE

Category	Sum of Pinellas
Back on the Market	3
New Listings	7
Price Decrease	7
Price Increase	5

\*Back on Market can be from these sources - Pending, Temp Off Market, Cancelled and Expired Listing)

### 7 DAY SOLD COMPARISON

Closed Prior Year	Volume	Count	Closed Prior Year	Volume	Count
Saturday, December 20, 2025	\$170,000	1	Friday, December 20, 2024	\$2,548,000	12
Friday, December 19, 2025	\$10,791,469	19	Thursday, December 19, 2024	\$4,304,770	9
Thursday, December 18, 2025	\$15,666,975	22	Wednesday, December 18, 2024	\$4,112,650	13
Wednesday, December 17, 2025	\$5,440,438	9	Tuesday, December 17, 2024	\$4,050,130	14
Tuesday, December 16, 2025	\$18,278,441	21	Monday, December 16, 2024	\$11,539,300	26
Monday, December 15, 2025	\$13,749,622	31	Saturday, December 14, 2024	\$183,000	1
<b>Total</b>	<b>\$64,096,945</b>	<b>103</b>	<b>Total</b>	<b>\$26,737,850</b>	<b>75</b>

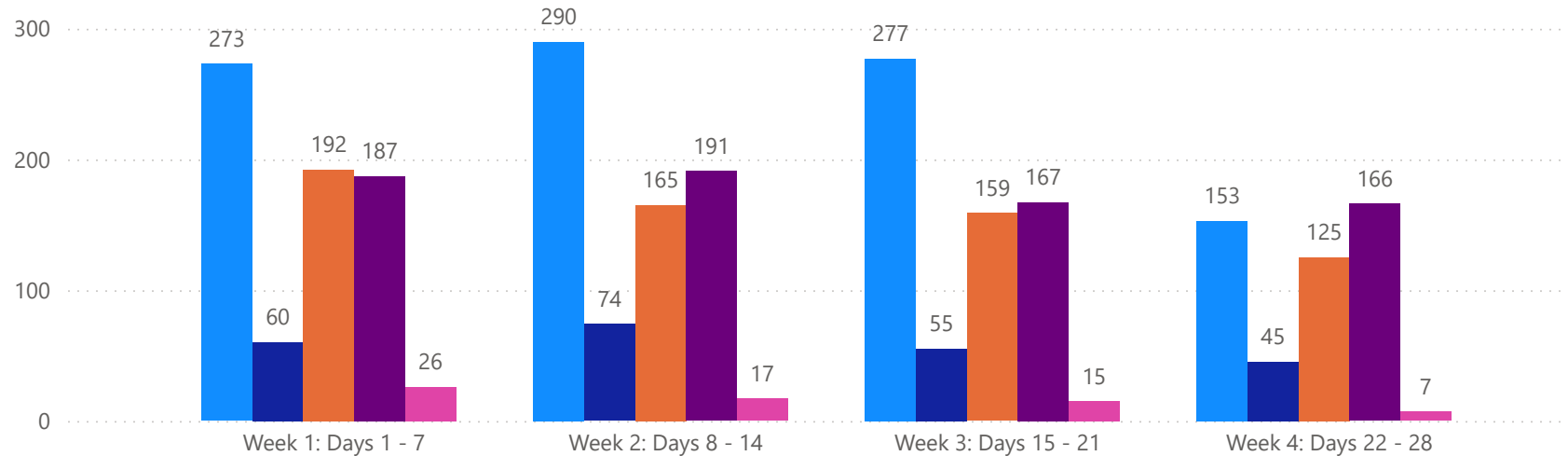


# 4 WEEK REAL ESTATE MARKET REPORT

## PASCO COUNTY - SINGLE FAMILY HOME

### 12/21/2025

**MLS Status** ● Active ● Canceled ● Pending ● Sold ● Temporarily Off-Market



All data is current as of today, though some MLS statuses may have changed from prior days.

### TOTALS

MLS Status	4 Week Total
Active	993
Canceled	234
Pending	641
Sold	711
Temporarily Off-Market	65

### DAILY MARKET CHANGE

Category	Sum of Pasco
Back on the Market	5
New Listings	12
Price Decrease	12
Price Increase	9

\*Back on Market can be from these sources - Pending, Temp Off Market, Cancelled and Expired Listing)

### 7 DAY SOLD COMPARISON

Closed Prior Year	Volume	Count	Closed Prior Year	Volume	Count
Friday, December 19, 2025	\$17,364,069	43	Friday, December 20, 2024	\$30,919,959	68
Thursday, December 18, 2025	\$14,017,345	33	Thursday, December 19, 2024	\$22,353,171	47
Wednesday, December 17, 2025	\$11,251,555	27	Wednesday, December 18, 2024	\$15,894,756	33
Tuesday, December 16, 2025	\$14,007,134	34	Tuesday, December 17, 2024	\$11,782,713	24
Monday, December 15, 2025	\$24,752,381	50	Monday, December 16, 2024	\$19,196,763	40
<b>Total</b>	<b>\$81,392,484</b>	<b>187</b>	Saturday, December 14, 2024	\$2,714,940	8
			<b>Total</b>	<b>\$102,862,302</b>	<b>220</b>

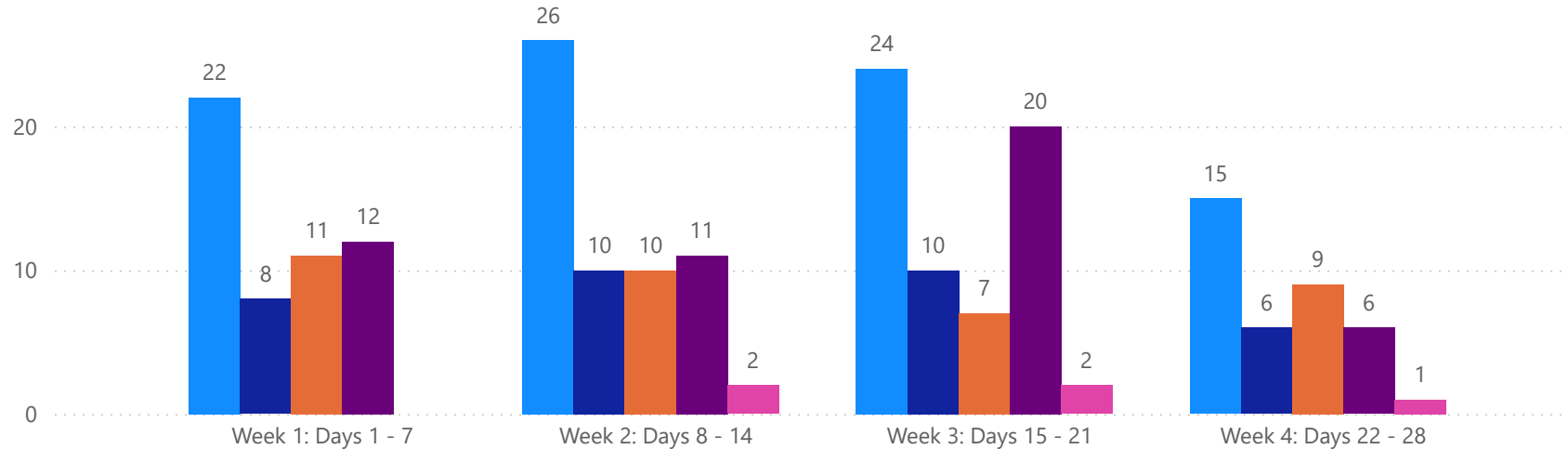


# 4 WEEK REAL ESTATE MARKET REPORT

## PASCO COUNTY - CONDO

### 12/21/2025

**MLSStatus** ● Active ● Canceled ● Pending ● Sold ● Temporarily Off-Market



All data is current as of today, though some MLS statuses may have changed from prior days.

### TOTALS

MLS Status	4 Week Total
Active	87
Canceled	34
Pending	37
Sold	49
Temporarily Off-Market	5

### DAILY MARKET CHANGE

Category	Sum of Pasco
Back on the Market	0
New Listings	0
Price Decrease	0
Price Increase	0

\*Back on Market can be from these sources - Pending, Temp Off Market, Cancelled and Expired Listing)

### 7 DAY SOLD COMPARISON

Closed Prior Year	Volume	Count	Closed Prior Year	Volume	Count
Friday, December 19, 2025	\$475,000	3	Friday, December 20, 2024	\$427,000	3
Thursday, December 18, 2025	\$223,000	2	Thursday, December 19, 2024	\$119,000	1
Wednesday, December 17, 2025	\$224,000	2	Wednesday, December 18, 2024	\$150,000	1
Tuesday, December 16, 2025	\$286,000	3	Tuesday, December 17, 2024	\$561,400	4
Monday, December 15, 2025	\$261,000	2	Monday, December 16, 2024	\$708,000	3
<b>Total</b>	<b>\$1,469,000</b>	<b>12</b>	Saturday, December 14, 2024	\$165,000	1
			<b>Total</b>	<b>\$2,130,400</b>	<b>13</b>



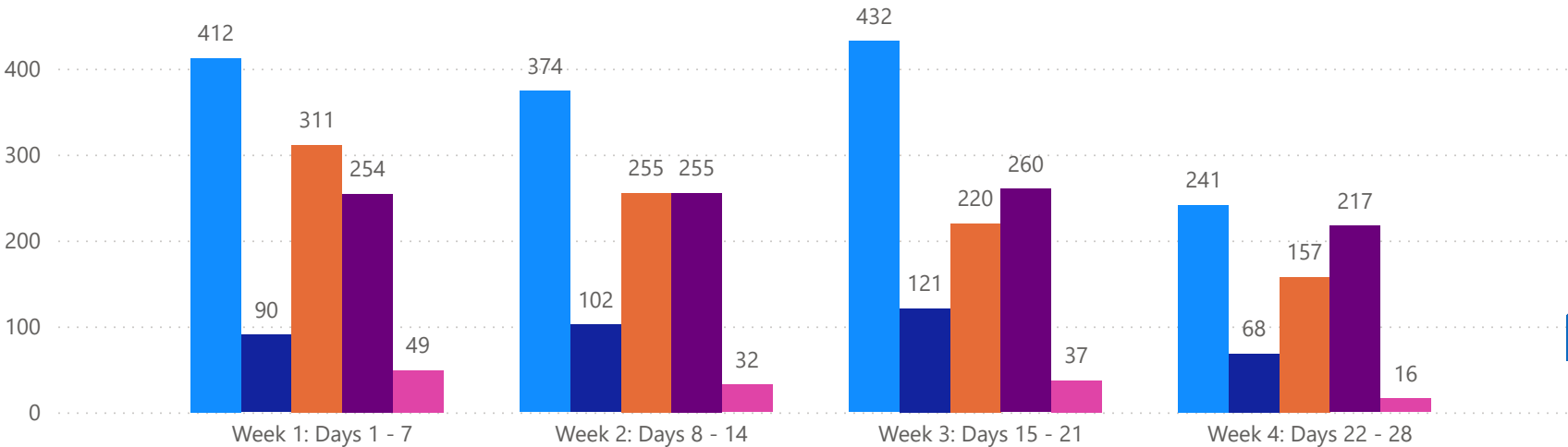


# 4 WEEK REAL ESTATE MARKET REPORT

## HILLSBOROUGH COUNTY - SINGLE FAMILY HOME

### 12/21/2025

**MLS Status** ● Active ● Canceled ● Pending ● Sold ● Temporarily Off-Market



### TOTALS

MLS Status	4 Week Total
Active	1459
Canceled	381
Pending	943
Sold	986
Temporarily Off-Market	134

### DAILY MARKET CHANGE

Category	Sum of Hillsborough	*Back on Market can be from these sources - Pending, Temp Off Market, Cancelled and Expired Listing)
Back on the Market	1	
New Listings	8	
Price Decrease	15	
Price Increase	4	

All data is current as of today, though some MLS statuses may have changed from prior days.

### 7 DAY SOLD COMPARISON

Closed Prior Year	Volume	Count	Closed Prior Year	Volume	Count
Sunday, December 21, 2025	\$600,595	1	Friday, December 20, 2024	\$54,753,685	85
Friday, December 19, 2025	\$32,033,146	58	Thursday, December 19, 2024	\$32,904,346	59
Thursday, December 18, 2025	\$25,441,382	42	Wednesday, December 18, 2024	\$24,475,555	46
Wednesday, December 17, 2025	\$37,706,360	52	Tuesday, December 17, 2024	\$31,232,030	44
Tuesday, December 16, 2025	\$20,954,111	42	Monday, December 16, 2024	\$37,524,345	66
Monday, December 15, 2025	\$37,987,294	59	Saturday, December 14, 2024	\$3,331,100	9
<b>Total</b>	<b>\$154,722,888</b>	<b>254</b>	<b>Total</b>	<b>\$184,221,061</b>	<b>309</b>

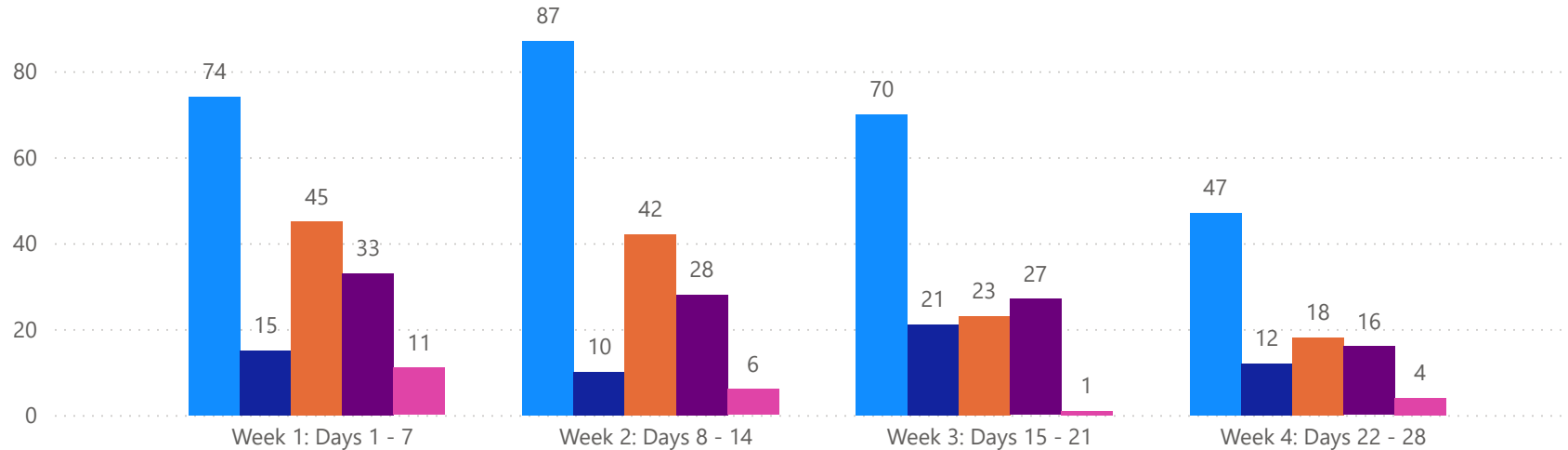


# 4 WEEK REAL ESTATE MARKET REPORT

## HILLSBOROUGH COUNTY - CONDO

12/21/2025

**MLS Status** ● Active ● Canceled ● Pending ● Sold ● Temporarily Off-Market



All data is current as of today, though some MLS statuses may have changed from prior days.

### TOTALS

MLS Status	4 Week Total
Active	278
Canceled	58
Pending	128
Sold	104
Temporarily Off-Market	22

### DAILY MARKET CHANGE

Category	Sum of Hillsborough	*Back on Market can be from these sources - Pending, Temp Off Market, Cancelled and Expired Listing)
Back on the Market	0	
New Listings	0	
Price Decrease	7	
Price Increase	0	

### 7 DAY SOLD COMPARISON

Closed Prior Year	Volume	Count	Closed Prior Year	Volume	Count
Friday, December 19, 2025	\$4,503,000	4	Friday, December 20, 2024	\$15,220,000	14
Thursday, December 18, 2025	\$1,614,000	5	Thursday, December 19, 2024	\$563,000	3
Wednesday, December 17, 2025	\$881,000	2	Wednesday, December 18, 2024	\$3,324,000	10
Tuesday, December 16, 2025	\$1,492,000	6	Tuesday, December 17, 2024	\$1,797,999	5
Monday, December 15, 2025	\$4,598,000	16	Monday, December 16, 2024	\$885,999	3
<b>Total</b>	<b>\$13,088,000</b>	<b>33</b>	<b>Total</b>	<b>\$21,790,998</b>	<b>35</b>

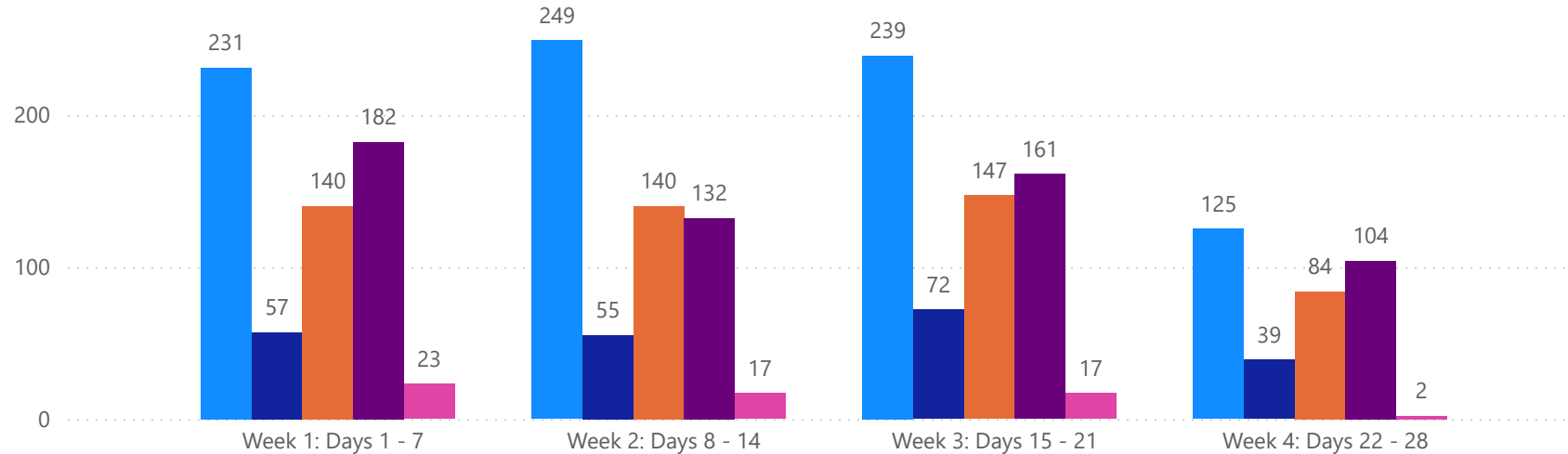


# 4 WEEK REAL ESTATE MARKET REPORT

## SARASOTA COUNTY - SINGLE FAMILY HOME

### 12/21/2025

**MLS Status** ● Active ● Canceled ● Pending ● Sold ● Temporarily Off-Market



*All data is current as of today, though some MLS statuses may have changed from prior days.*

### TOTALS

MLS Status	4 Week Total
Active	844
Canceled	223
Pending	511
Sold	579
Temporarily Off-Market	59

### DAILY MARKET CHANGE

Category	Sum of Sarasota
Back on the Market	0
New Listings	11
Price Decrease	8
Price Increase	0

\*Back on Market can be from these sources - Pending, Temp Off Market, Cancelled and Expired Listing)

### 7 DAY SOLD COMPARISON

Closed Prior Year	Volume	Count	Closed Prior Year	Volume	Count
Sunday, December 21, 2025	\$600,000	1	Friday, December 20, 2024	\$55,507,376	57
Saturday, December 20, 2025	\$740,500	2	Thursday, December 19, 2024	\$18,386,212	31
Friday, December 19, 2025	\$30,114,813	46	Wednesday, December 18, 2024	\$22,828,155	26
Thursday, December 18, 2025	\$25,618,635	34	Tuesday, December 17, 2024	\$19,247,822	26
Wednesday, December 17, 2025	\$19,627,280	26	Monday, December 16, 2024	\$41,911,511	44
Tuesday, December 16, 2025	\$21,478,019	31	Sunday, December 15, 2024	\$285,000	1
Monday, December 15, 2025	\$33,392,349	42	Saturday, December 14, 2024	\$825,000	1
<b>Total</b>	<b>\$131,571,596</b>	<b>182</b>	<b>Total</b>	<b>\$158,991,076</b>	<b>186</b>

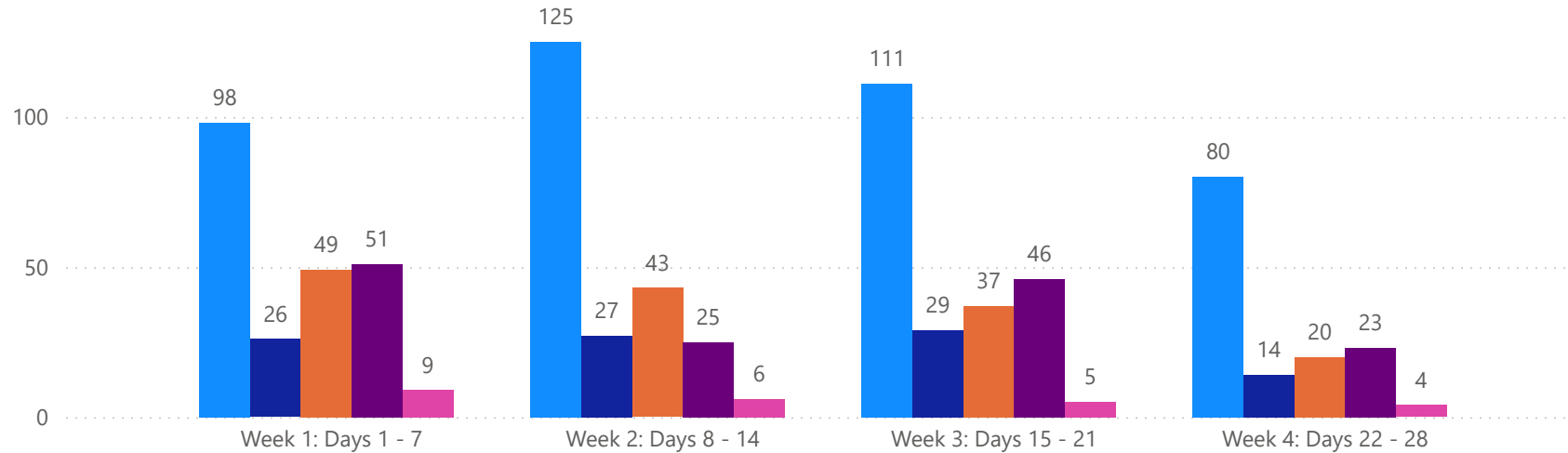


# 4 WEEK REAL ESTATE MARKET REPORT

## SARASOTA COUNTY - CONDO

12/21/2025

**MLSStatus** ● Active ● Canceled ● Pending ● Sold ● Temporarily Off-Market



All data is current as of today, though some MLS statuses may have changed from prior days.

### TOTALS

MLS Status	4 Week Total
Active	414
Canceled	96
Pending	149
Sold	145
Temporarily Off-Market	24

### DAILY MARKET CHANGE

Category	Sum of Sarasota
Back on the Market	0
New Listings	4
Price Decrease	6
Price Increase	0

\*Back on Market can be from these sources - Pending, Temp Off Market, Cancelled and Expired Listing)

### 7 DAY SOLD COMPARISON

Closed Prior Year	Volume	Count	Closed Prior Year	Volume	Count
Friday, December 19, 2025	\$8,494,500	13	Friday, December 20, 2024	\$2,601,400	9
Thursday, December 18, 2025	\$5,148,000	12	Thursday, December 19, 2024	\$7,452,100	6
Wednesday, December 17, 2025	\$1,184,500	5	Wednesday, December 18, 2024	\$4,569,500	6
Tuesday, December 16, 2025	\$3,615,000	7	Tuesday, December 17, 2024	\$9,079,850	10
Monday, December 15, 2025	\$12,188,052	14	Monday, December 16, 2024	\$16,208,000	14
<b>Total</b>	<b>\$30,630,052</b>	<b>51</b>	<b>Total</b>	<b>\$39,910,850</b>	<b>45</b>

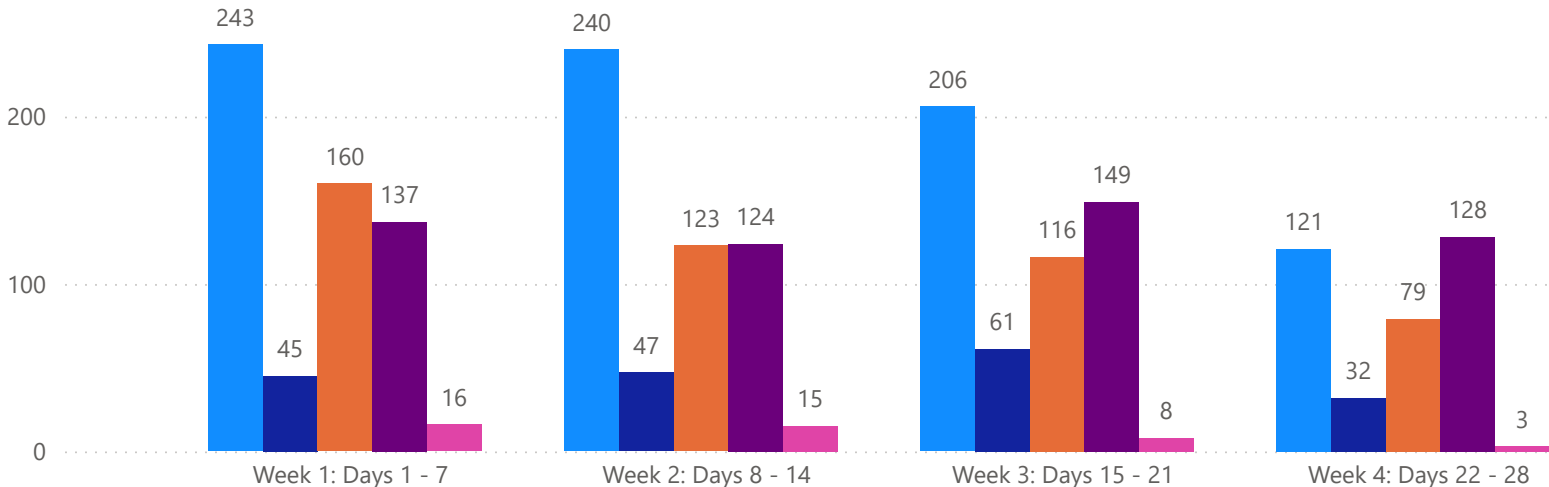


# 4 WEEK REAL ESTATE MARKET REPORT

## MANATEE COUNTY - SINGLE FAMILY HOME

12/21/2025

**MLS Status** ● Active ● Canceled ● Pending ● Sold ● Temporarily Off-Market



All data is current as of today, though some MLS statuses may have changed from prior days.

### TOTALS

MLS Status	4 Week Total
Active	810
Canceled	185
Pending	478
Sold	538
Temporarily Off-Market	42

### DAILY MARKET CHANGE

Category	Sum of Manatee
Back on the Market	1
New Listings	6
Price Decrease	10
Price Increase	1

\*Back on Market can be from these sources - Pending, Temp Off Market, Cancelled and Expired Listing)

### 7 DAY SOLD COMPARISON

Closed Prior Year	Volume	Count	Closed Prior Year	Volume	Count
Friday, December 19, 2025	\$22,051,935	37	Friday, December 20, 2024	\$30,990,506	53
Thursday, December 18, 2025	\$15,840,502	25	Thursday, December 19, 2024	\$33,952,976	42
Wednesday, December 17, 2025	\$19,738,834	25	Wednesday, December 18, 2024	\$27,424,989	32
Tuesday, December 16, 2025	\$12,413,400	18	Tuesday, December 17, 2024	\$18,583,187	34
Monday, December 15, 2025	\$19,926,925	32	Monday, December 16, 2024	\$27,097,048	36
<b>Total</b>	<b>\$89,971,596</b>	<b>137</b>	Saturday, December 14, 2024	\$1,452,325	3
			<b>Total</b>	<b>\$139,501,031</b>	<b>200</b>

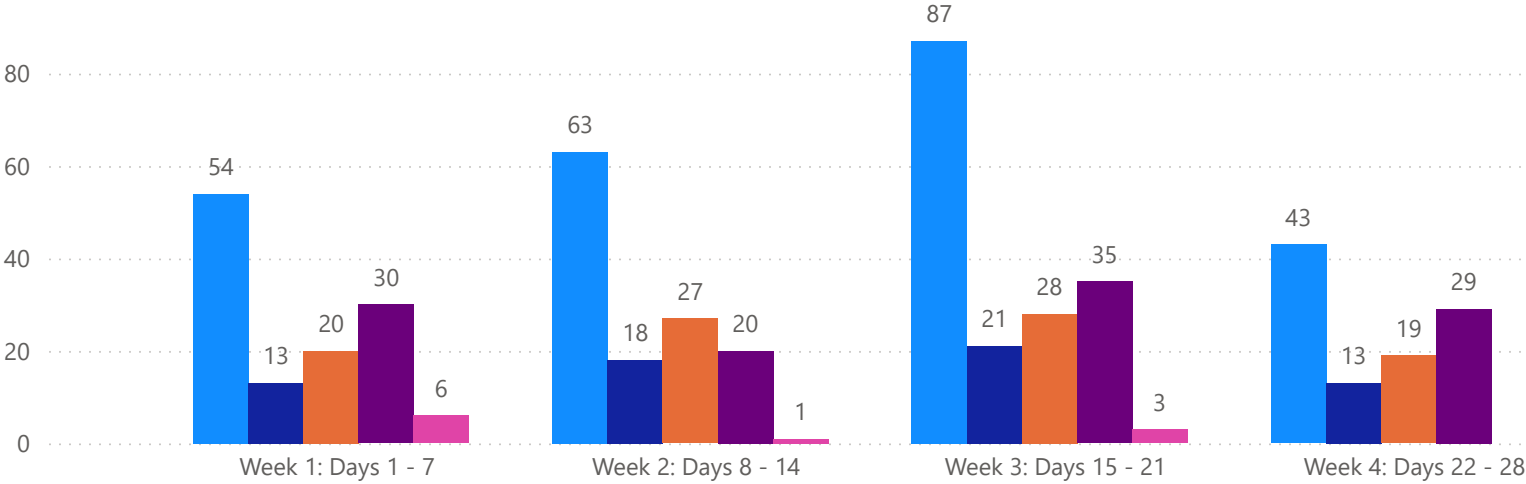


# 4 WEEK REAL ESTATE MARKET REPORT

## MANATEE COUNTY - CONDO

12/21/2025

MlsStatus ● Active ● Canceled ● Pending ● Sold ● Temporarily Off-Market



### TOTALS

MLS Status	4 Week Total
Active	247
Canceled	65
Pending	94
Sold	114
Temporarily Off-Market	10

### DAILY MARKET CHANGE

Category	Sum of Manatee
Back on the Market	0
New Listings	1
Price Decrease	1
Price Increase	0

\*Back on Market can be from these sources - Pending, Temp Off Market, Cancelled and Expired Listing)

### 7 DAY SOLD COMPARISON

Closed Prior Year	Volume	Count
Friday, December 19, 2025	\$1,877,000	7
Thursday, December 18, 2025	\$920,000	3
Wednesday, December 17, 2025	\$964,000	5
Tuesday, December 16, 2025	\$1,573,000	6
Monday, December 15, 2025	\$2,590,000	9
<b>Total</b>	<b>\$7,924,000</b>	<b>30</b>

Closed Prior Year	Volume	Count
Friday, December 20, 2024	\$2,583,791	9
Thursday, December 19, 2024	\$1,470,000	3
Wednesday, December 18, 2024	\$379,000	1
Tuesday, December 17, 2024	\$1,214,000	4
Monday, December 16, 2024	\$1,862,900	6
Saturday, December 14, 2024	\$310,000	1
<b>Total</b>	<b>\$7,819,691</b>	<b>24</b>

