



4 WEEK REAL ESTATE MARKET REPORT

Thursday, December 25, 2025

As of: Friday, December 26, 2025

- 1 Report Breakdown
- 2 Cumulative Tampa Bay Report - Single Family Home
- 3 Cumulative Tampa Bay Report - Condominium
- 4 Pinellas County - Single Family Home
- 5 Pinellas County - Condominium
- 6 Pasco County - Single Family Home
- 7 Pasco County - Condominium
- 8 Hillsborough County - Single Family Home
- 9 Hillsborough County - Condominium
- 10 Sarasota County - Single Family Home
- 11 Sarasota County - Condominium
- 12 Manatee County - Single Family Home
- 13 Manatee County - Condominium

4 WEEK REAL ESTATE MARKET REPORT

REPORT BREAKDOWN

Thursday, December 25, 2025

as of: 12/26/2025

Day 1	Thursday, December 25, 2025
Day 2	Wednesday, December 24, 2025
Day 3	Tuesday, December 23, 2025
Day 4	Monday, December 22, 2025
Day 5	Sunday, December 21, 2025
Day 6	Friday, December 26, 2025
Day 7	Thursday, December 25, 2025
Day 8	Wednesday, December 24, 2025
Day 9	Tuesday, December 23, 2025
Day 10	Monday, December 22, 2025
Day 11	Sunday, December 21, 2025
Day 12	Saturday, December 20, 2025
Day 13	Friday, December 19, 2025
Day 14	Thursday, December 18, 2025
Day 15	Wednesday, December 17, 2025
Day 16	Tuesday, December 16, 2025
Day 17	Monday, December 15, 2025
Day 18	Sunday, December 14, 2025
Day 19	Saturday, December 13, 2025
Day 20	Friday, December 12, 2025
Day 21	Thursday, December 11, 2025
Day 22	Wednesday, December 10, 2025
Day 23	Tuesday, December 9, 2025
Day 24	Monday, December 8, 2025
Day 25	Sunday, December 7, 2025
Day 26	Saturday, December 6, 2025
Day 27	Friday, December 5, 2025
Day 28	Thursday, December 4, 2025

REPORT BREAKDOWN

GRAPH:

Active - Newly listed during the date range

Pending - Status changed to 'pending' during the date range

Sold - Closed during the date range

Canceled - Canceled during the date range

Temp off Market - Status changed to 'temp' off market' during the date range

The date ranges are not cumulative.

Day 1: Thursday, December 25, 2025

Day 28: Thursday, December 4, 2025

TOTALS:

4 Weeks: The summation of each date range (Day 1 - Day 28)

Market Changes

Day 1's New Listings, Price Increase, Price Decreases and Back on Market

Manatee County - Single Family Home

7 Day Sold Comparison

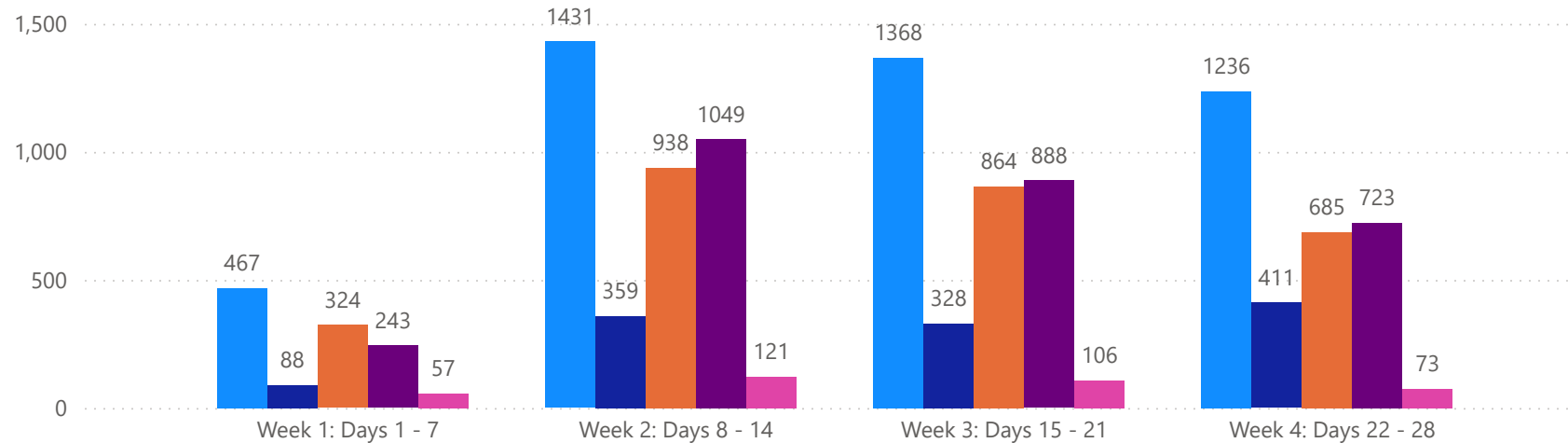
Compares the sold amount and volume in the last 7 days against the same timeframe in the prior year and days 8 - days 14.

4 WEEK REAL ESTATE MARKET REPORT

TAMPA BAY - SINGLE FAMILY HOME

12/25/2025

MLS Status ● Active ● Canceled ● Pending ● Sold ● Temporarily Off-Market



All data is current as of today, though some MLS statuses may have changed from prior days.

TOTALS

MLS Status	4 Week Total
Active	4502
Canceled	1186
Pending	2811
Sold	2903
Temporarily Off-Market	357

DAILY MARKET CHANGE

Category	Sum of Total
Back on the Market	15
New Listings	44
Price Decrease	50
Price Increase	16

*Back on Market can be from these sources - Pending, Temp Off Market, Cancelled and Expired Listing)

7 DAY SOLD COMPARISON

Closed Prior Year	Volume	Count
Monday, December 22, 2025	\$1,215,102	1
Sunday, December 21, 2025	\$1,200,595	2
Saturday, December 20, 2025	\$1,350,500	4
Friday, December 19, 2025	\$136,668,378	236
Total	\$140,434,575	243

Closed Prior Year	Volume	Count
Tuesday, December 24, 2024	\$20,268,200	37
Monday, December 23, 2024	\$134,705,113	248
Sunday, December 22, 2024	\$5,236,900	9
Saturday, December 21, 2024	\$3,526,858	8
Friday, December 20, 2024	\$222,810,826	353
Thursday, December 19, 2024	\$132,797,105	219
Wednesday, December 18, 2024	\$116,268,244	177
Total	\$635,613,246	1051

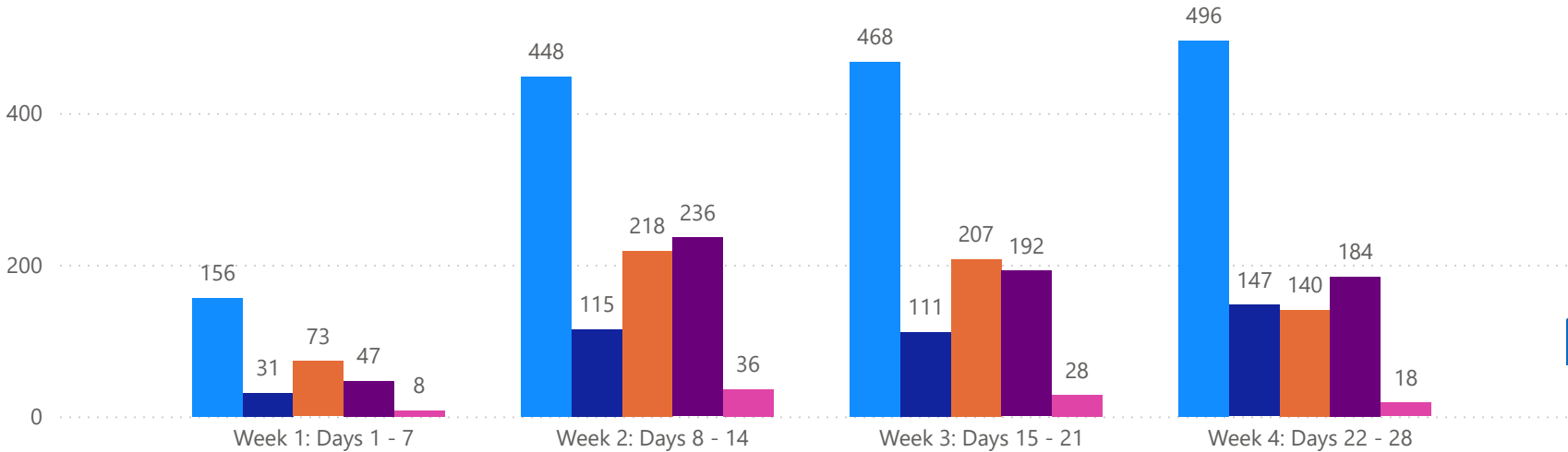


4 WEEK REAL ESTATE MARKET REPORT

TAMPA BAY - CONDO

12/25/2025

MLSStatus ● Active ● Canceled ● Pending ● Sold ● Temporarily Off-Market



All data is current as of today, though some MLS statuses may have changed from prior days.

TOTALS

MLS Status	4 Week Total
Active	1568
Canceled	404
Pending	638
Sold	659
Temporarily Off-Market	90

DAILY MARKET CHANGE


Category	Sum of Total
Back on the Market	3
New Listings	12
Price Decrease	21
Price Increase	5

*Back on Market can be from these sources - Pending, Temp Off Market, Cancelled and Expired Listing)

7 DAY SOLD COMPARISON

Closed Prior Year	Volume	Count
Saturday, December 20, 2025	\$170,000	1
Friday, December 19, 2025	\$26,140,969	46
Total	\$26,310,969	47

Closed Prior Year	Volume	Count
Tuesday, December 24, 2024	\$2,735,500	6
Monday, December 23, 2024	\$21,207,000	41
Sunday, December 22, 2024	\$900,000	1
Friday, December 20, 2024	\$23,380,191	47
Thursday, December 19, 2024	\$13,908,870	22
Wednesday, December 18, 2024	\$12,535,150	31
Total	\$74,666,711	148

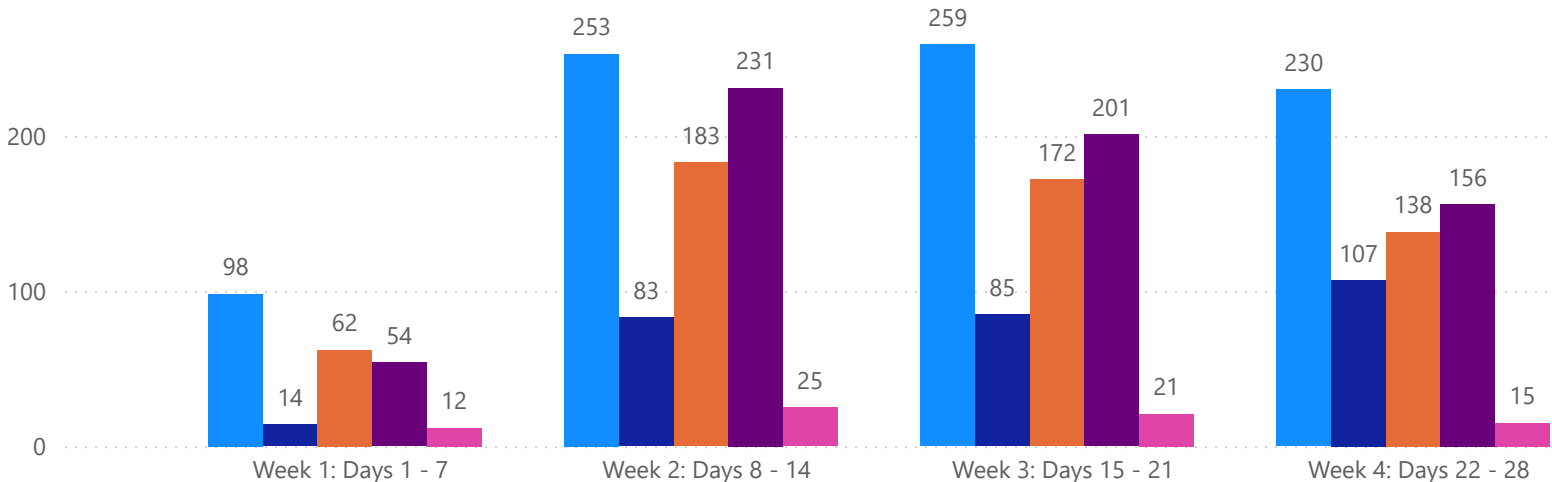


4 WEEK REAL ESTATE MARKET REPORT

PINELLAS COUNTY - SINGLE FAMILY HOME

12/25/2025

MLSStatus ● Active ● Canceled ● Pending ● Sold ● Temporarily Off-Market



All data is current as of today, though some MLS statuses may have changed from prior days.

TOTALS

MLS Status	4 Week Total
Active	840
Canceled	289
Pending	555
Sold	642
Temporarily Off-Market	73

DAILY MARKET CHANGE


Category	Sum of Pinellas
Back on the Market	8
New Listings	7
Price Decrease	5
Price Increase	2

*Back on Market can be from these sources - Pending, Temp Off Market, Cancelled and Expired Listing)

7 DAY SOLD COMPARISON

Closed Prior Year	Volume	Count
Saturday, December 20, 2025	\$610,000	2
Friday, December 19, 2025	\$35,104,415	52
Total	\$35,714,415	54

Closed Prior Year	Volume	Count
Tuesday, December 24, 2024	\$4,264,400	4
Monday, December 23, 2024	\$22,263,313	40
Sunday, December 22, 2024	\$1,100,000	1
Friday, December 20, 2024	\$50,639,300	90
Thursday, December 19, 2024	\$25,200,400	40
Wednesday, December 18, 2024	\$25,644,789	40
Total	\$129,112,202	215

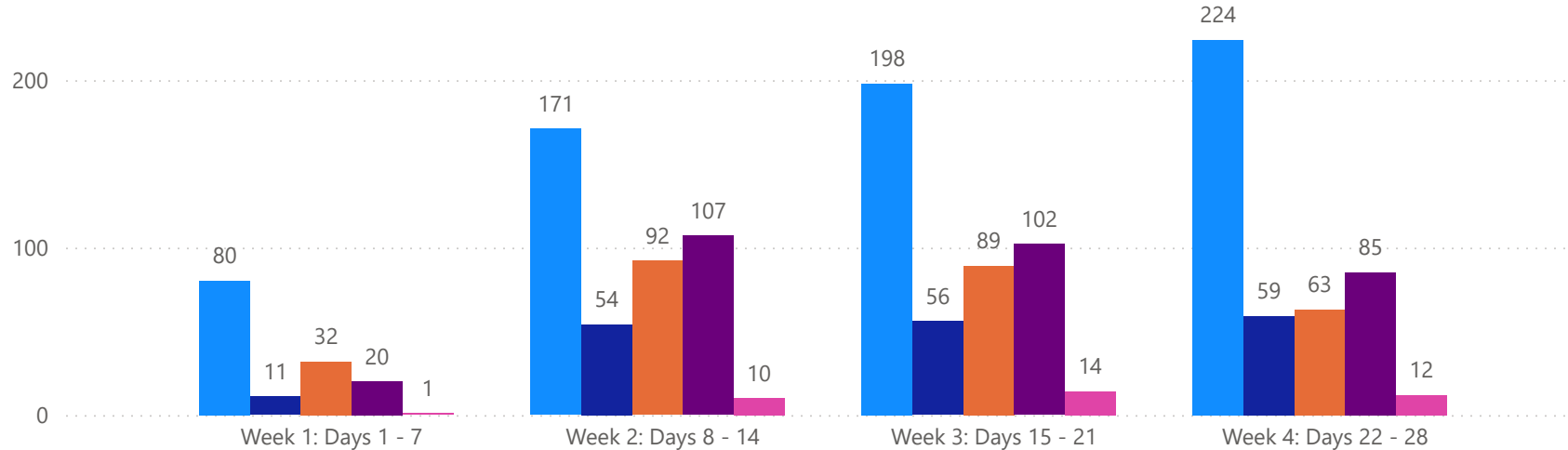


4 WEEK REAL ESTATE MARKET REPORT

PINELLAS COUNTY - CONDO

12/25/2025

MLSStatus ● Active ● Canceled ● Pending ● Sold ● Temporarily Off-Market



All data is current as of today, though some MLS statuses may have changed from prior days.

TOTALS

MLS Status	4 Week Total
Active	673
Canceled	180
Pending	276
Sold	314
Temporarily Off-Market	37

DAILY MARKET CHANGE

Category	Sum of Pinellas
Back on the Market	3
New Listings	7
Price Decrease	7
Price Increase	5

*Back on Market can be from these sources - Pending, Temp Off Market, Cancelled and Expired Listing)

7 DAY SOLD COMPARISON

Closed Prior Year	Volume	Count
Saturday, December 20, 2025	\$170,000	1
Friday, December 19, 2025	\$10,791,469	19
Total	\$10,961,469	20

Closed Prior Year	Volume	Count
Tuesday, December 24, 2024	\$2,216,000	3
Monday, December 23, 2024	\$10,302,500	23
Sunday, December 22, 2024	\$900,000	1
Friday, December 20, 2024	\$2,548,000	12
Thursday, December 19, 2024	\$4,304,770	9
Wednesday, December 18, 2024	\$4,112,650	13
Total	\$24,383,920	61

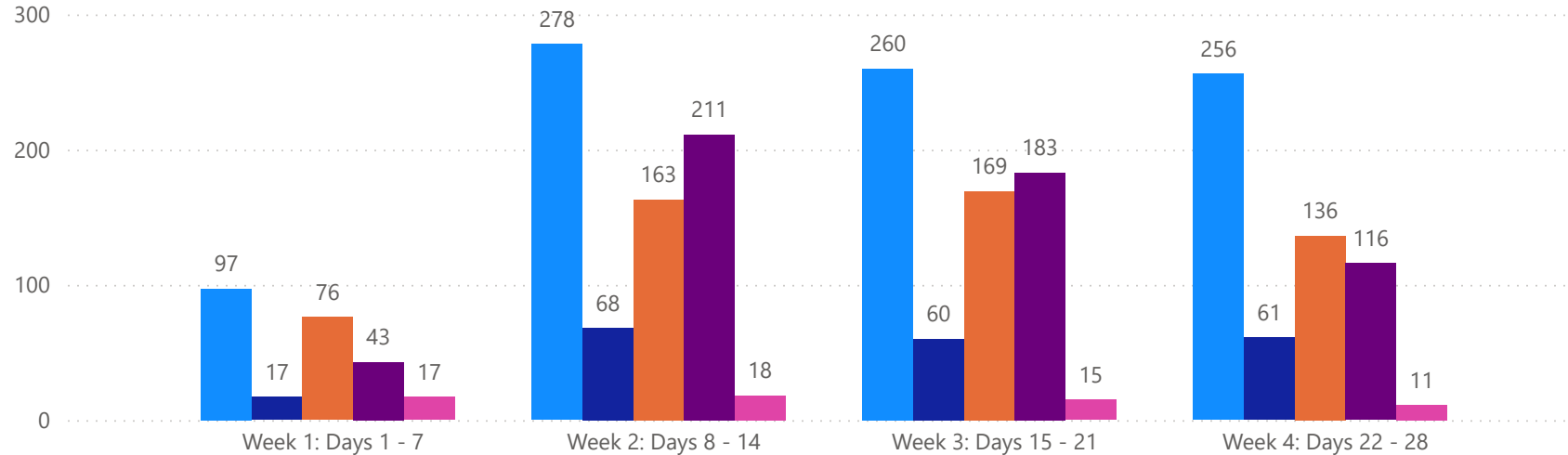


4 WEEK REAL ESTATE MARKET REPORT

PASCO COUNTY - SINGLE FAMILY HOME

12/25/2025

MLSStatus ● Active ● Canceled ● Pending ● Sold ● Temporarily Off-Market



All data is current as of today, though some MLS statuses may have changed from prior days.

TOTALS

MLS Status	4 Week Total
Active	891
Canceled	206
Pending	544
Sold	553
Temporarily Off-Market	61

DAILY MARKET CHANGE

Category	Sum of Pasco
Back on the Market	5
New Listings	12
Price Decrease	12
Price Increase	9

*Back on Market can be from these sources - Pending, Temp Off Market, Cancelled and Expired Listing)

7 DAY SOLD COMPARISON

Closed Prior Year	Volume	Count
Friday, December 19, 2025	\$17,364,069	43
Total	\$17,364,069	43

Closed Prior Year	Volume	Count
Tuesday, December 24, 2024	\$4,211,000	12
Monday, December 23, 2024	\$17,006,590	41
Sunday, December 22, 2024	\$1,395,000	2
Saturday, December 21, 2024	\$586,288	2
Friday, December 20, 2024	\$30,919,959	68
Thursday, December 19, 2024	\$22,353,171	47
Wednesday, December 18, 2024	\$15,894,756	33
Total	\$92,366,764	205

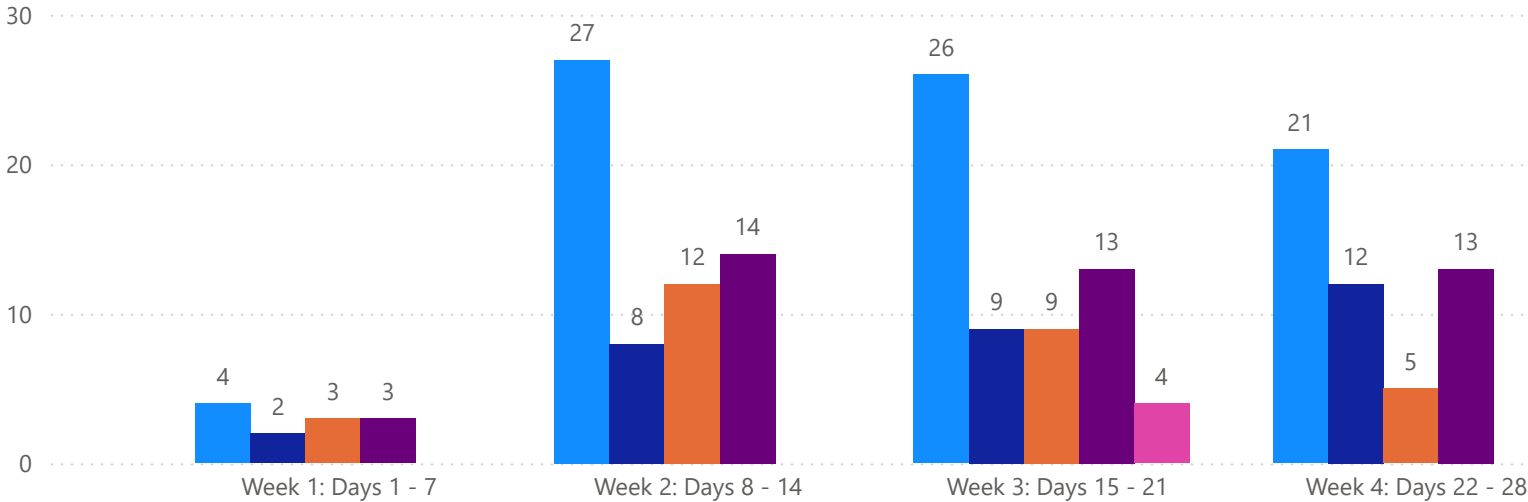


4 WEEK REAL ESTATE MARKET REPORT

PASCO COUNTY - CONDO

12/25/2025

MLS Status ● Active ● Canceled ● Pending ● Sold ● Temporarily Off-Market



All data is current as of today, though some MLS statuses may have changed from prior days.

TOTALS

MLS Status	4 Week Total
Active	78
Canceled	31
Pending	29
Sold	43
Temporarily Off-Market	4

DAILY MARKET CHANGE


Category	Sum of Pasco
Back on the Market	0
New Listings	0
Price Decrease	0
Price Increase	0

*Back on Market can be from these sources - Pending, Temp Off Market, Cancelled and Expired Listing)

7 DAY SOLD COMPARISON

Closed Prior Year	Volume	Count
Friday, December 19, 2025	\$475,000	3
Total	\$475,000	3

Closed Prior Year	Volume	Count
Tuesday, December 24, 2024	\$289,500	2
Monday, December 23, 2024	\$612,500	3
Friday, December 20, 2024	\$427,000	3
Thursday, December 19, 2024	\$119,000	1
Wednesday, December 18, 2024	\$150,000	1
Total	\$1,598,000	10

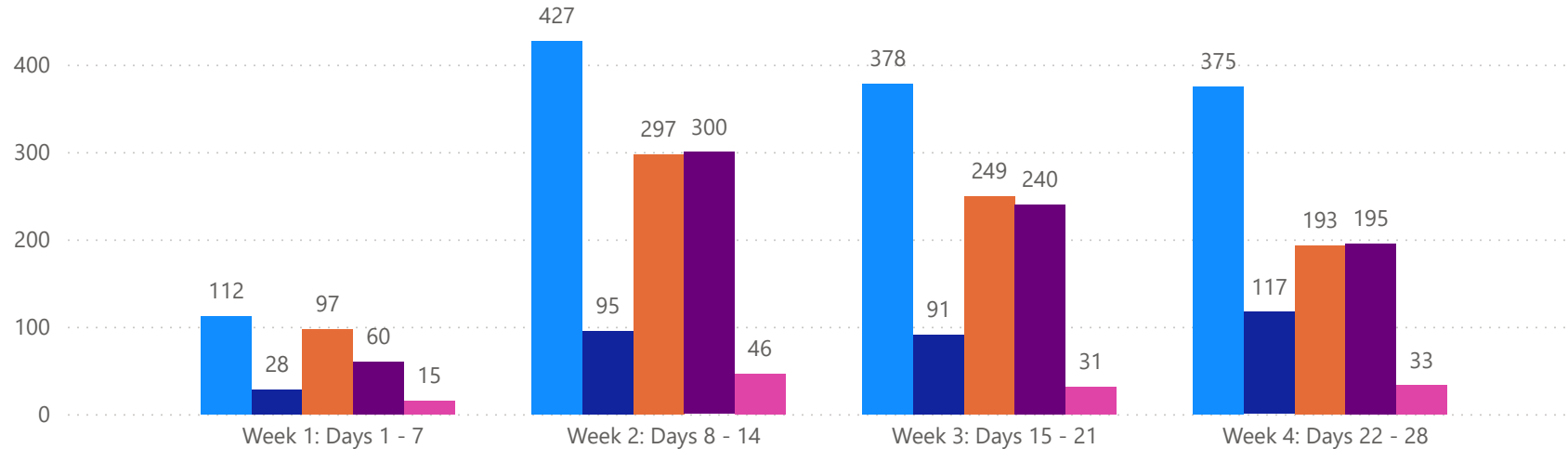


4 WEEK REAL ESTATE MARKET REPORT

HILLSBOROUGH COUNTY - SINGLE FAMILY HOME

12/25/2025

MLS Status ● Active ● Canceled ● Pending ● Sold ● Temporarily Off-Market



All data is current as of today, though some MLS statuses may have changed from prior days.

TOTALS

MLS Status	4 Week Total
Active	1292
Canceled	331
Pending	836
Sold	795
Temporarily Off-Market	125

DAILY MARKET CHANGE

Category	Sum of Hillsborough	*Back on Market can be from these sources - Pending, Temp Off Market, Cancelled and Expired Listing)
Back on the Market	1	
New Listings	8	
Price Decrease	15	
Price Increase	4	

7 DAY SOLD COMPARISON

Closed Prior Year	Volume	Count
Monday, December 22, 2025	\$1,215,102	1
Sunday, December 21, 2025	\$600,595	1
Friday, December 19, 2025	\$32,033,146	58
Total	\$33,848,843	60

Closed Prior Year	Volume	Count
Tuesday, December 24, 2024	\$8,173,800	14
Monday, December 23, 2024	\$42,675,940	81
Sunday, December 22, 2024	\$2,499,000	5
Saturday, December 21, 2024	\$1,343,980	2
Friday, December 20, 2024	\$54,753,685	85
Thursday, December 19, 2024	\$32,904,346	59
Wednesday, December 18, 2024	\$24,475,555	46
Total	\$166,826,306	292

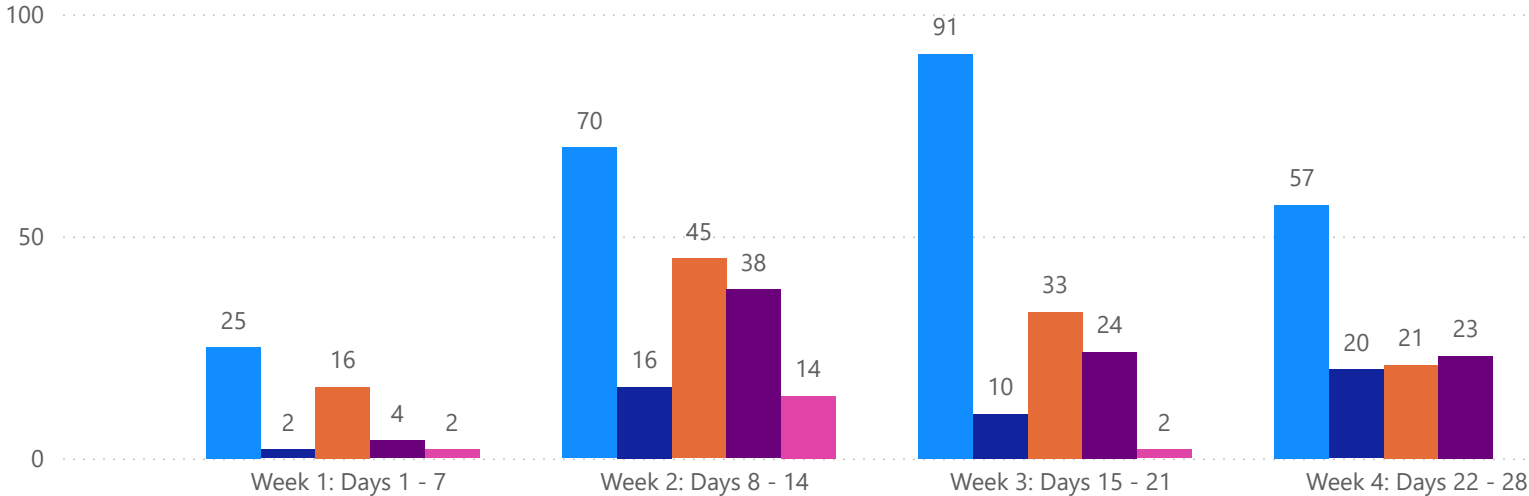


4 WEEK REAL ESTATE MARKET REPORT

HILLSBOROUGH COUNTY - CONDO

12/25/2025

MLSStatus ● Active ● Canceled ● Pending ● Sold ● Temporarily Off-Market



All data is current as of today, though some MLS statuses may have changed from prior days.

TOTALS

MLS Status	4 Week Total
Active	243
Canceled	48
Pending	115
Sold	89
Temporarily Off-Market	18

DAILY MARKET CHANGE

Category	Sum of Hillsborough
Back on the Market	0
New Listings	0
Price Decrease	7
Price Increase	0

*Back on Market can be from these sources - Pending, Temp Off Market, Cancelled and Expired Listing)

7 DAY SOLD COMPARISON

Closed Prior Year	Volume	Count
Friday, December 19, 2025	\$4,503,000	4
Total	\$4,503,000	4

Closed Prior Year	Volume	Count
Monday, December 23, 2024	\$1,589,000	6
Friday, December 20, 2024	\$15,220,000	14
Thursday, December 19, 2024	\$563,000	3
Wednesday, December 18, 2024	\$3,324,000	10
Total	\$20,696,000	33

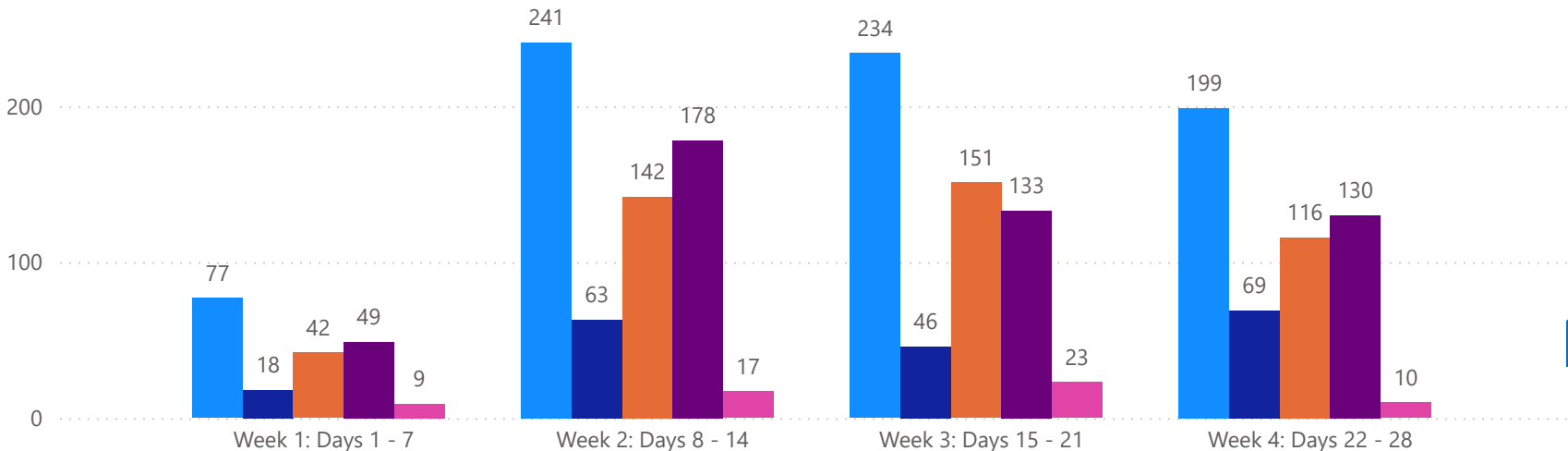


4 WEEK REAL ESTATE MARKET REPORT

SARASOTA COUNTY - SINGLE FAMILY HOME

12/25/2025

MLS Status ● Active ● Canceled ● Pending ● Sold ● Temporarily Off-Market



All data is current as of today, though some MLS statuses may have changed from prior days.

TOTALS

MLS Status	4 Week Total
Active	751
Canceled	196
Pending	451
Sold	490
Temporarily Off-Market	59

DAILY MARKET CHANGE

Category	Sum of Sarasota
Back on the Market	0
New Listings	11
Price Decrease	8
Price Increase	0

*Back on Market can be from these sources - Pending, Temp Off Market, Cancelled and Expired Listing)

7 DAY SOLD COMPARISON

Closed Prior Year	Volume	Count
Sunday, December 21, 2025	\$600,000	1
Saturday, December 20, 2025	\$740,500	2
Friday, December 19, 2025	\$30,114,813	46
Total	\$31,455,313	49

Closed Prior Year	Volume	Count
Tuesday, December 24, 2024	\$2,180,000	5
Monday, December 23, 2024	\$21,106,152	35
Saturday, December 21, 2024	\$1,273,590	3
Friday, December 20, 2024	\$55,507,376	57
Thursday, December 19, 2024	\$18,386,212	31
Wednesday, December 18, 2024	\$22,828,155	26
Total	\$121,281,485	157

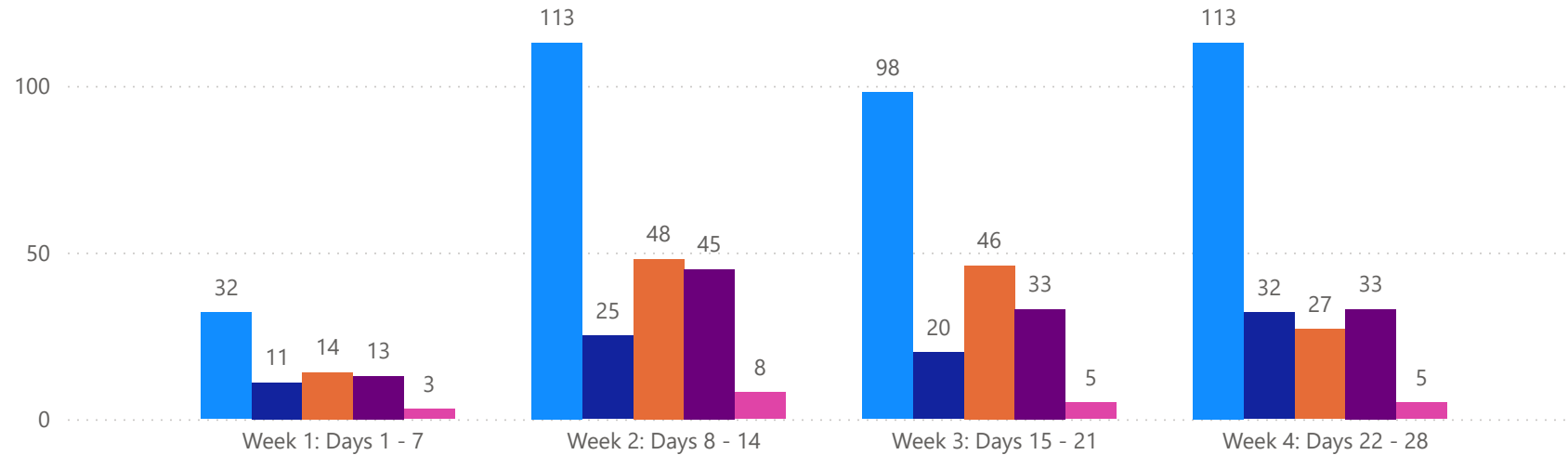


4 WEEK REAL ESTATE MARKET REPORT

SARASOTA COUNTY - CONDO

12/25/2025

MLS Status ● Active ● Canceled ● Pending ● Sold ● Temporarily Off-Market



All data is current as of today, though some MLS statuses may have changed from prior days.

TOTALS

MLS Status	4 Week Total
Active	356
Canceled	88
Pending	135
Sold	124
Temporarily Off-Market	21

DAILY MARKET CHANGE

Category	Sum of Sarasota
Back on the Market	0
New Listings	4
Price Decrease	6
Price Increase	0

*Back on Market can be from these sources - Pending, Temp Off Market, Cancelled and Expired Listing)

7 DAY SOLD COMPARISON

Closed Prior Year	Volume	Count
Friday, December 19, 2025	\$8,494,500	13
Total	\$8,494,500	13

Closed Prior Year	Volume	Count
Monday, December 23, 2024	\$7,778,000	7
Friday, December 20, 2024	\$2,601,400	9
Thursday, December 19, 2024	\$7,452,100	6
Wednesday, December 18, 2024	\$4,569,500	6
Total	\$22,401,000	28

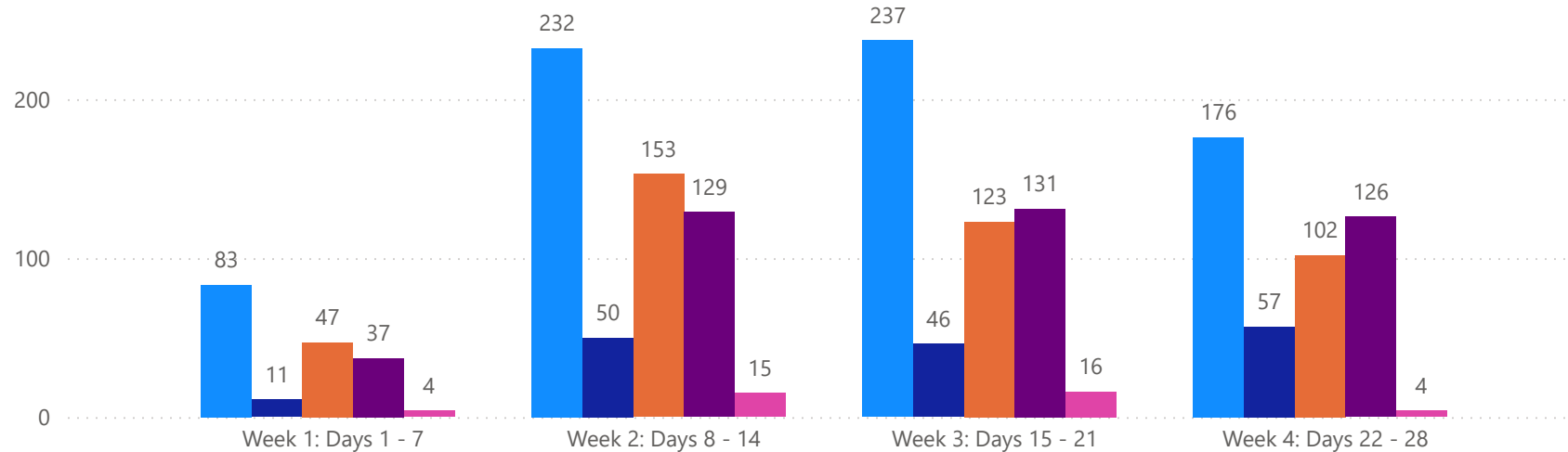


4 WEEK REAL ESTATE MARKET REPORT

MANATEE COUNTY - SINGLE FAMILY HOME

12/25/2025

MLSStatus ● Active ● Canceled ● Pending ● Sold ● Temporarily Off-Market



All data is current as of today, though some MLS statuses may have changed from prior days.

TOTALS

MLS Status	4 Week Total
Active	728
Canceled	164
Pending	425
Sold	423
Temporarily Off-Market	39

DAILY MARKET CHANGE

Category	Sum of Manatee
Back on the Market	1
New Listings	6
Price Decrease	10
Price Increase	1

*Back on Market can be from these sources - Pending, Temp Off Market, Cancelled and Expired Listing)

7 DAY SOLD COMPARISON

Closed Prior Year	Volume	Count
Friday, December 19, 2025	\$22,051,935	37
Total	\$22,051,935	37

Closed Prior Year	Volume	Count
Tuesday, December 24, 2024	\$1,439,000	2
Monday, December 23, 2024	\$31,653,118	51
Sunday, December 22, 2024	\$242,900	1
Saturday, December 21, 2024	\$323,000	1
Friday, December 20, 2024	\$30,990,506	53
Thursday, December 19, 2024	\$33,952,976	42
Wednesday, December 18, 2024	\$27,424,989	32
Total	\$126,026,489	182

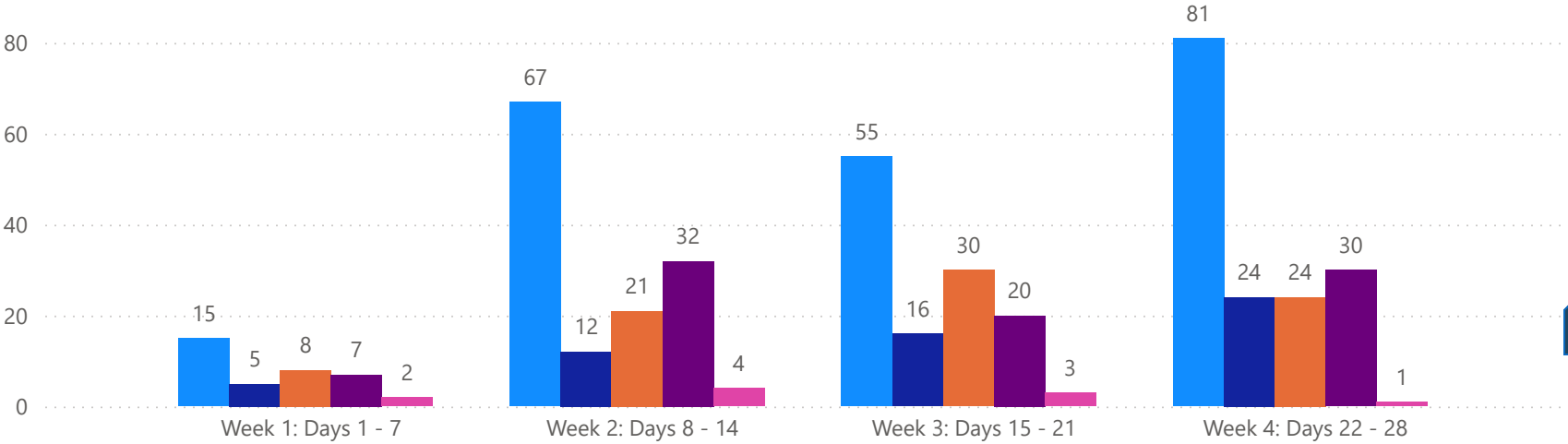


4 WEEK REAL ESTATE MARKET REPORT

MANATEE COUNTY - CONDO

12/25/2025

MLS Status ● Active ● Canceled ● Pending ● Sold ● Temporarily Off-Market



TOTALS

MLS Status	4 Week Total
Active	218
Canceled	57
Pending	83
Sold	89
Temporarily Off-Market	10

DAILY MARKET CHANGE

Category	Sum of Manatee
Back on the Market	0
New Listings	1
Price Decrease	1
Price Increase	0

*Back on Market can be from these sources - Pending, Temp Off Market, Cancelled and Expired Listing)

7 DAY SOLD COMPARISON

Closed Prior Year	Volume	Count
Friday, December 19, 2025	\$1,877,000	7
Total	\$1,877,000	7

Closed Prior Year	Volume	Count
Tuesday, December 24, 2024	\$230,000	1
Monday, December 23, 2024	\$925,000	2
Friday, December 20, 2024	\$2,583,791	9
Thursday, December 19, 2024	\$1,470,000	3
Wednesday, December 18, 2024	\$379,000	1
Total	\$5,587,791	16

