



4 WEEK REAL ESTATE MARKET REPORT

Sunday, December 28, 2025

As of: Monday, December 29, 2025

- 1 Report Breakdown
- 2 Cumulative Tampa Bay Report - Single Family Home
- 3 Cumulative Tampa Bay Report - Condominium
- 4 Pinellas County - Single Family Home
- 5 Pinellas County - Condominium
- 6 Pasco County - Single Family Home
- 7 Pasco County - Condominium
- 8 Hillsborough County - Single Family Home
- 9 Hillsborough County - Condominium
- 10 Sarasota County - Single Family Home
- 11 Sarasota County - Condominium
- 12 Manatee County - Single Family Home
- 13 Manatee County - Condominium

4 WEEK REAL ESTATE MARKET REPORT

REPORT BREAKDOWN

Sunday, December 28, 2025

as of: 12/29/2025

Day 1	Sunday, December 28, 2025
Day 2	Saturday, December 27, 2025
Day 3	Friday, December 26, 2025
Day 4	Thursday, December 25, 2025
Day 5	Wednesday, December 24, 2025
Day 6	Monday, December 29, 2025
Day 7	Sunday, December 28, 2025
Day 8	Saturday, December 27, 2025
Day 9	Friday, December 26, 2025
Day 10	Thursday, December 25, 2025
Day 11	Wednesday, December 24, 2025
Day 12	Tuesday, December 23, 2025
Day 13	Monday, December 22, 2025
Day 14	Sunday, December 21, 2025
Day 15	Saturday, December 20, 2025
Day 16	Friday, December 19, 2025
Day 17	Thursday, December 18, 2025
Day 18	Wednesday, December 17, 2025
Day 19	Tuesday, December 16, 2025
Day 20	Monday, December 15, 2025
Day 21	Sunday, December 14, 2025
Day 22	Saturday, December 13, 2025
Day 23	Friday, December 12, 2025
Day 24	Thursday, December 11, 2025
Day 25	Wednesday, December 10, 2025
Day 26	Tuesday, December 9, 2025
Day 27	Monday, December 8, 2025
Day 28	Sunday, December 7, 2025

REPORT BREAKDOWN

GRAPH:

Active - Newly listed during the date range

Pending - Status changed to 'pending' during the date range

Sold - Closed during the date range

Canceled - Canceled during the date range

Temp off Market - Status changed to 'temp' off market' during the date range

The date ranges are not cumulative.

Day 1: Sunday, December 28, 2025

Day 28: Sunday, December 7, 2025

TOTALS:

4 Weeks: The summation of each date range (Day 1 - Day 28)

Market Changes

Day 1's New Listings, Price Increase, Price Decreases and Back on Market

Manatee County - Single Family Home

7 Day Sold Comparison

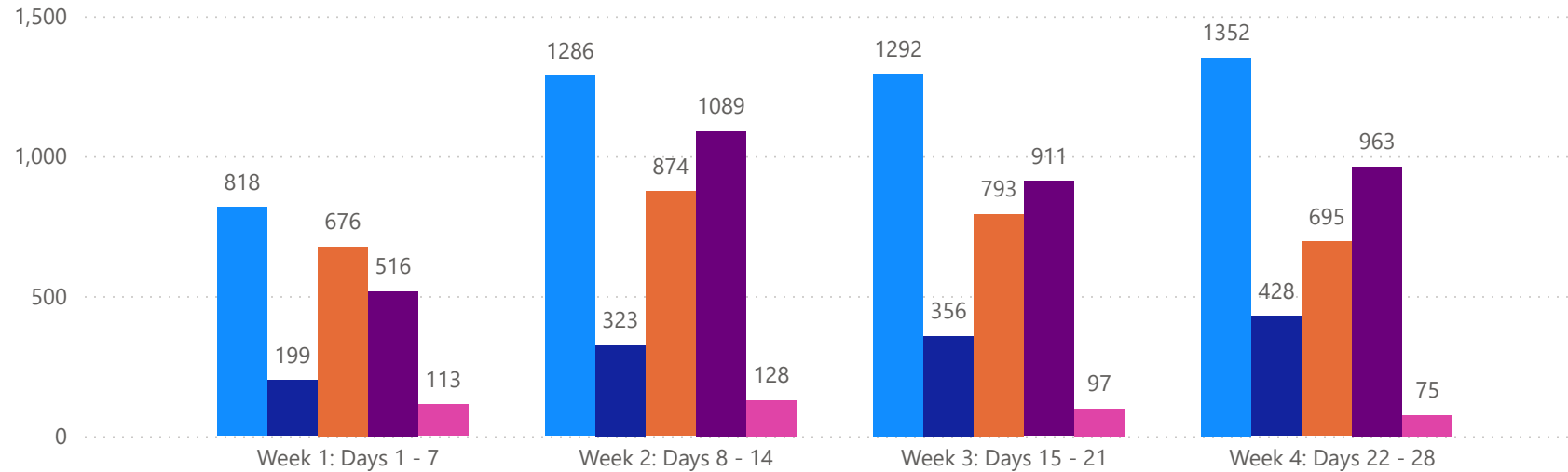
Compares the sold amount and volume in the last 7 days against the same timeframe in the prior year and days 8 - days 14.

4 WEEK REAL ESTATE MARKET REPORT

TAMPA BAY - SINGLE FAMILY HOME

12/28/2025

MLS Status ● Active ● Canceled ● Pending ● Sold ● Temporarily Off-Market



All data is current as of today, though some MLS statuses may have changed from prior days.

TOTALS

MLS Status	4 Week Total
Active	4748
Canceled	1306
Pending	3038
Sold	3479
Temporarily Off-Market	413

DAILY MARKET CHANGE

Category	Sum of Total
Back on the Market	19
New Listings	42
Price Decrease	65
Price Increase	3

*Back on Market can be from these sources - Pending, Temp Off Market, Cancelled and Expired Listing)

7 DAY SOLD COMPARISON

Closed Prior Year	Volume	Count	Closed Prior Year	Volume	Count
Sunday, December 28, 2025	\$1,585,800	3	Friday, December 27, 2024	\$131,985,075	242
Friday, December 26, 2025	\$24,985,594	31	Thursday, December 26, 2024	\$40,821,603	89
Thursday, December 25, 2025	\$569,067	2	Wednesday, December 25, 2024	\$1,477,295	3
Wednesday, December 24, 2025	\$15,956,582	35	Tuesday, December 24, 2024	\$20,268,200	37
Tuesday, December 23, 2025	\$100,327,111	187	Monday, December 23, 2024	\$134,705,113	248
Monday, December 22, 2025	\$147,149,609	258	Sunday, December 22, 2024	\$5,236,900	9
Total	\$290,573,763	516	Saturday, December 21, 2024	\$3,526,858	8
			Total	\$338,021,044	636

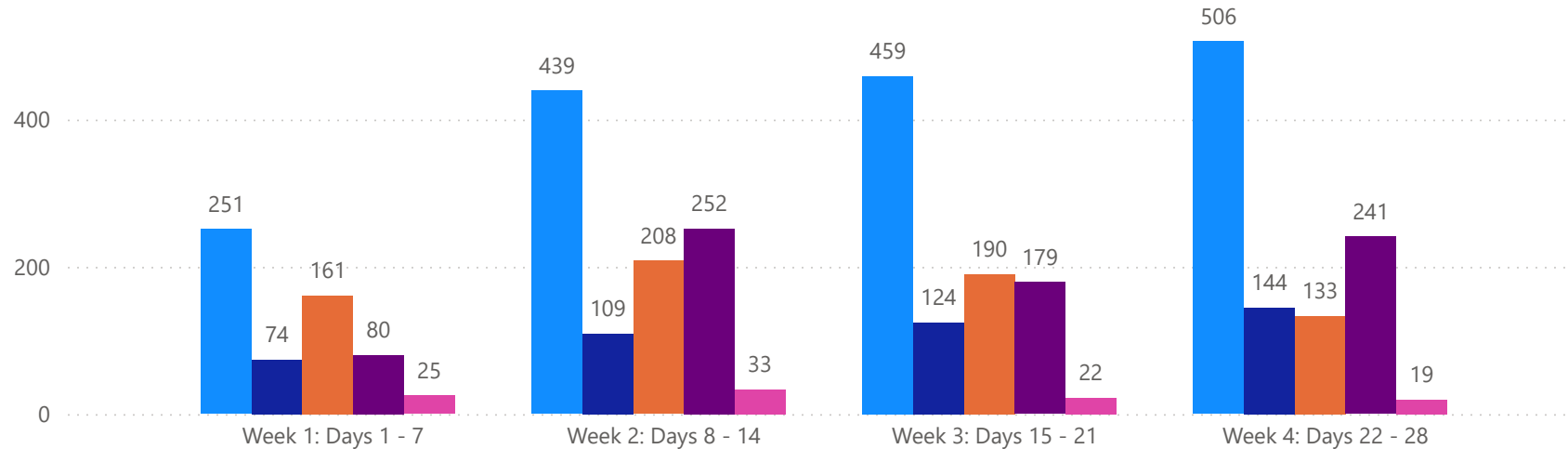


4 WEEK REAL ESTATE MARKET REPORT

TAMPA BAY - CONDO

12/28/2025

MLS Status ● Active ● Canceled ● Pending ● Sold ● Temporarily Off-Market



All data is current as of today, though some MLS statuses may have changed from prior days.

TOTALS

MLS Status	4 Week Total
Active	1655
Canceled	451
Pending	692
Sold	752
Temporarily Off-Market	99

DAILY MARKET CHANGE

Category	Sum of Total
Back on the Market	3
New Listings	11
Price Decrease	18
Price Increase	2

*Back on Market can be from these sources - Pending, Temp Off Market, Cancelled and Expired Listing)

7 DAY SOLD COMPARISON

Closed Prior Year	Volume	Count	Closed Prior Year	Volume	Count
Friday, December 26, 2025	\$1,170,500	5	Friday, December 27, 2024	\$49,088,334	47
Thursday, December 25, 2025	\$115,000	1	Thursday, December 26, 2024	\$2,833,400	9
Wednesday, December 24, 2025	\$3,666,274	6	Wednesday, December 25, 2024	\$110,000	1
Tuesday, December 23, 2025	\$12,546,109	34	Tuesday, December 24, 2024	\$2,735,500	6
Monday, December 22, 2025	\$24,171,703	34	Monday, December 23, 2024	\$21,207,000	41
Total	\$41,669,586	80	Sunday, December 22, 2024	\$900,000	1
			Total	\$76,874,234	105

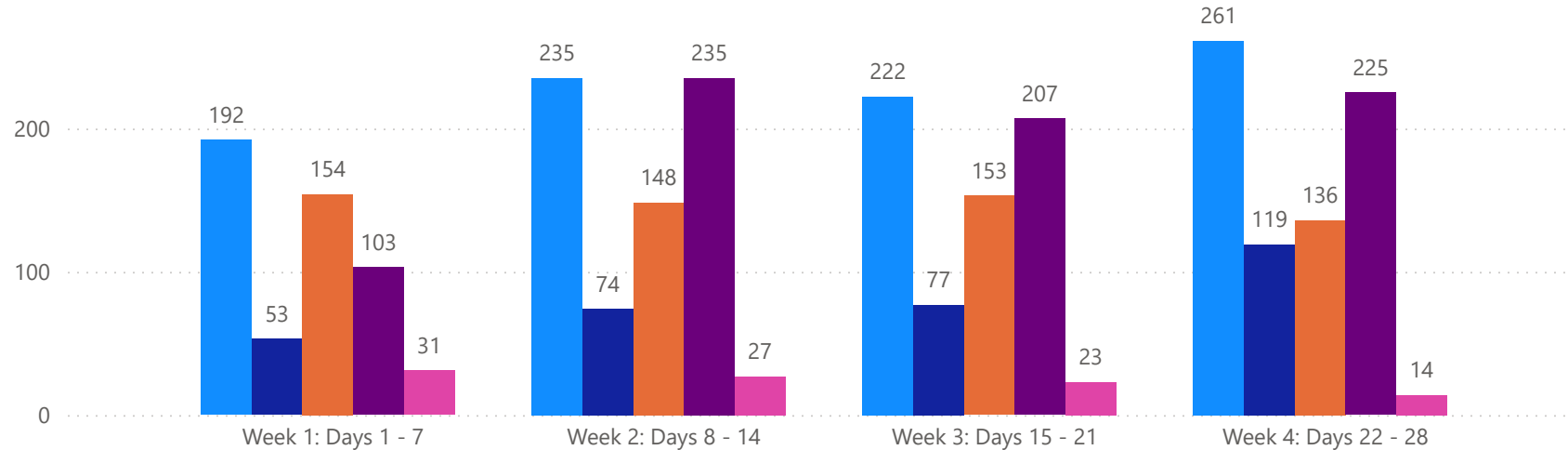


4 WEEK REAL ESTATE MARKET REPORT

PINELLAS COUNTY - SINGLE FAMILY HOME

12/28/2025

MLS Status ● Active ● Canceled ● Pending ● Sold ● Temporarily Off-Market



All data is current as of today, though some MLS statuses may have changed from prior days.

TOTALS

MLS Status	4 Week Total
Active	910
Canceled	323
Pending	591
Sold	770
Temporarily Off-Market	95

DAILY MARKET CHANGE

Category	Sum of Pinellas
Back on the Market	8
New Listings	12
Price Decrease	10
Price Increase	1

*Back on Market can be from these sources - Pending, Temp Off Market, Cancelled and Expired Listing)

7 DAY SOLD COMPARISON

Closed Prior Year	Volume	Count	Closed Prior Year	Volume	Count
Friday, December 26, 2025	\$3,862,405	6	Friday, December 27, 2024	\$31,768,216	52
Wednesday, December 24, 2025	\$5,598,650	13	Thursday, December 26, 2024	\$9,665,600	20
Tuesday, December 23, 2025	\$18,276,175	37	Wednesday, December 25, 2024	\$692,295	1
Monday, December 22, 2025	\$32,875,390	47	Tuesday, December 24, 2024	\$4,264,400	4
Total	\$60,612,620	103	Monday, December 23, 2024	\$22,263,313	40
			Sunday, December 22, 2024	\$1,100,000	1
			Total	\$69,753,824	118

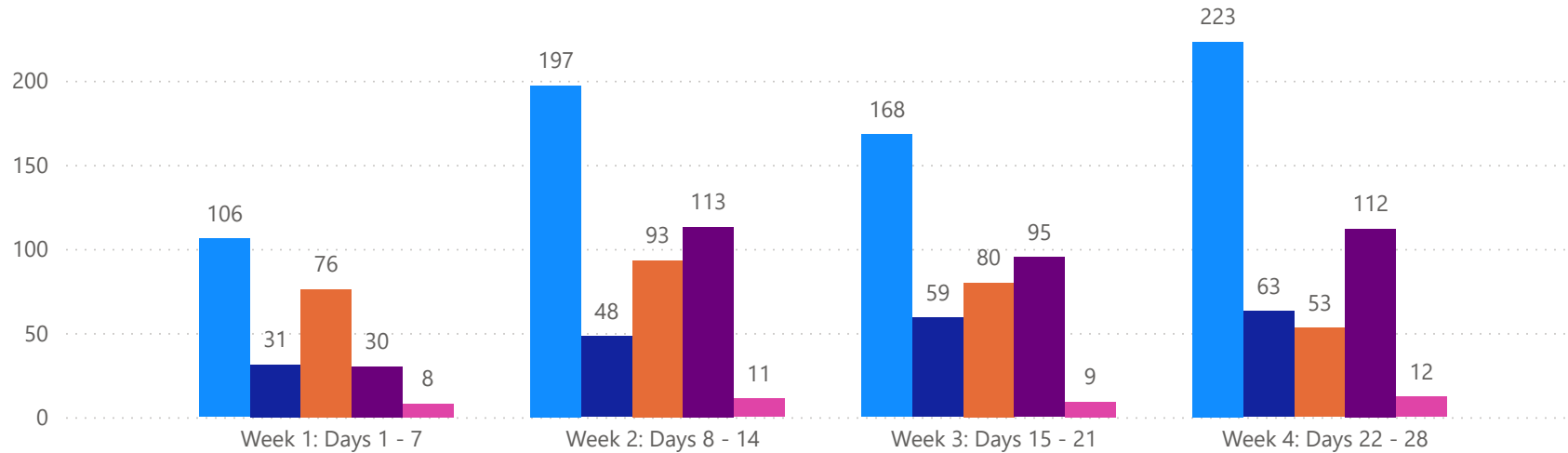


4 WEEK REAL ESTATE MARKET REPORT

PINELLAS COUNTY - CONDO

12/28/2025

MLSStatus ● Active ● Canceled ● Pending ● Sold ● Temporarily Off-Market



All data is current as of today, though some MLS statuses may have changed from prior days.

TOTALS

MLS Status	4 Week Total
Active	694
Canceled	201
Pending	302
Sold	350
Temporarily Off-Market	40

DAILY MARKET CHANGE

Category	Sum of Pinellas
Back on the Market	2
New Listings	6
Price Decrease	9
Price Increase	1

*Back on Market can be from these sources - Pending, Temp Off Market, Cancelled and Expired Listing)

7 DAY SOLD COMPARISON

Closed Prior Year	Volume	Count	Closed Prior Year	Volume	Count
Friday, December 26, 2025	\$333,000	2	Friday, December 27, 2024	\$13,195,700	20
Wednesday, December 24, 2025	\$3,586,274	5	Thursday, December 26, 2024	\$1,442,400	6
Tuesday, December 23, 2025	\$6,668,709	13	Tuesday, December 24, 2024	\$2,216,000	3
Monday, December 22, 2025	\$2,989,000	10	Monday, December 23, 2024	\$10,302,500	23
Total	\$13,576,983	30	Sunday, December 22, 2024	\$900,000	1
			Total	\$28,056,600	53

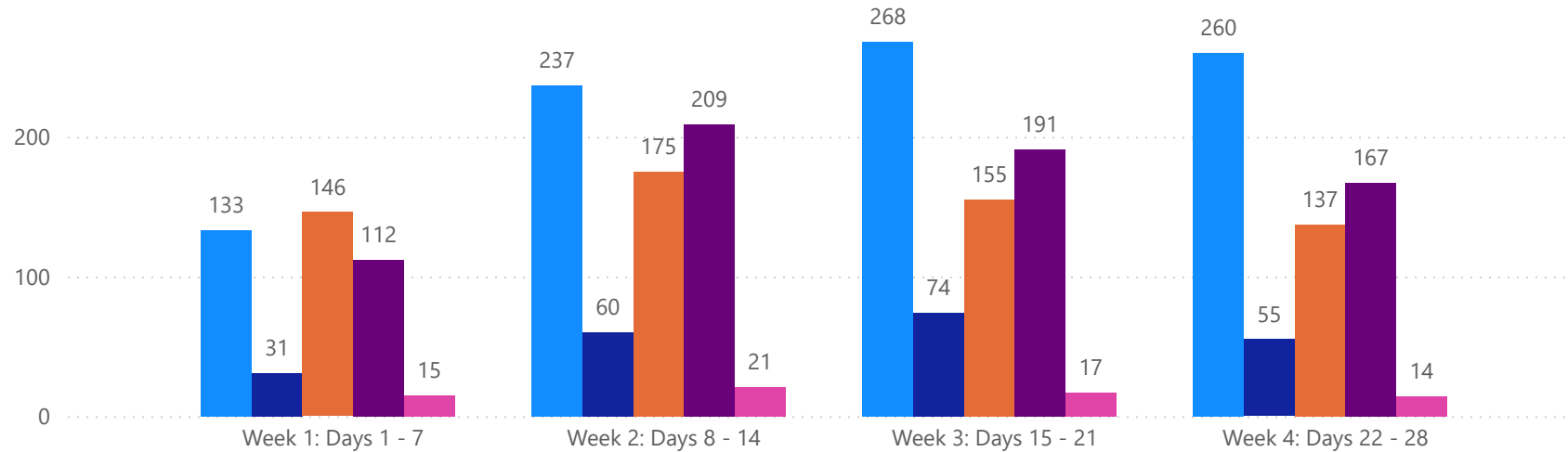


4 WEEK REAL ESTATE MARKET REPORT

PASCO COUNTY - SINGLE FAMILY HOME

12/28/2025

MLS Status ● Active ● Canceled ● Pending ● Sold ● Temporarily Off-Market



All data is current as of today, though some MLS statuses may have changed from prior days.

TOTALS

MLS Status	4 Week Total
Active	898
Canceled	220
Pending	613
Sold	679
Temporarily Off-Market	67

DAILY MARKET CHANGE

Category	Sum of Pasco
Back on the Market	1
New Listings	6
Price Decrease	11
Price Increase	0

*Back on Market can be from these sources - Pending, Temp Off Market, Cancelled and Expired Listing)

7 DAY SOLD COMPARISON

Closed Prior Year	Volume	Count	Closed Prior Year	Volume	Count
Friday, December 26, 2025	\$2,901,790	7	Friday, December 27, 2024	\$26,794,771	61
Thursday, December 25, 2025	\$200,000	1	Thursday, December 26, 2024	\$7,297,880	18
Wednesday, December 24, 2025	\$3,600,790	8	Wednesday, December 25, 2024	\$570,000	1
Tuesday, December 23, 2025	\$14,655,455	36	Tuesday, December 24, 2024	\$4,211,000	12
Monday, December 22, 2025	\$29,526,461	60	Monday, December 23, 2024	\$17,006,590	41
Total	\$50,884,496	112	Sunday, December 22, 2024	\$1,395,000	2
			Saturday, December 21, 2024	\$586,288	2
			Total	\$57,861,529	137

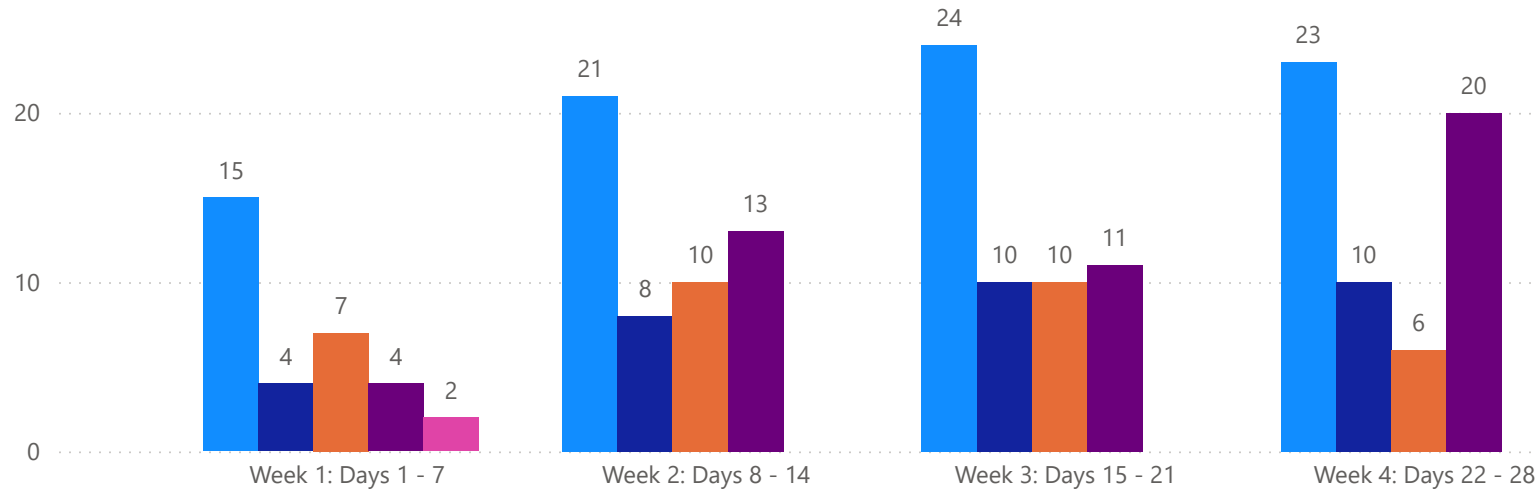


4 WEEK REAL ESTATE MARKET REPORT

PASCO COUNTY - CONDO

12/28/2025

MLSStatus ● Active ● Canceled ● Pending ● Sold ● Temporarily Off-Market



All data is current as of today, though some MLS statuses may have changed from prior days.

TOTALS

MLS Status	4 Week Total
Active	83
Canceled	32
Pending	33
Sold	48
Temporarily Off-Market	2

DAILY MARKET CHANGE

Category	Sum of Pasco
Back on the Market	0
New Listings	0
Price Decrease	1
Price Increase	1

*Back on Market can be from these sources - Pending, Temp Off Market, Cancelled and Expired Listing)

7 DAY SOLD COMPARISON

Closed Prior Year	Volume	Count	Closed Prior Year	Volume	Count
Friday, December 26, 2025	\$437,500	1	Friday, December 27, 2024	\$155,000	2
Wednesday, December 24, 2025	\$80,000	1	Thursday, December 26, 2024	\$106,000	1
Tuesday, December 23, 2025	\$85,000	1	Tuesday, December 24, 2024	\$289,500	2
Monday, December 22, 2025	\$110,000	1	Monday, December 23, 2024	\$612,500	3
Total	\$712,500	4	Total	\$1,163,000	8

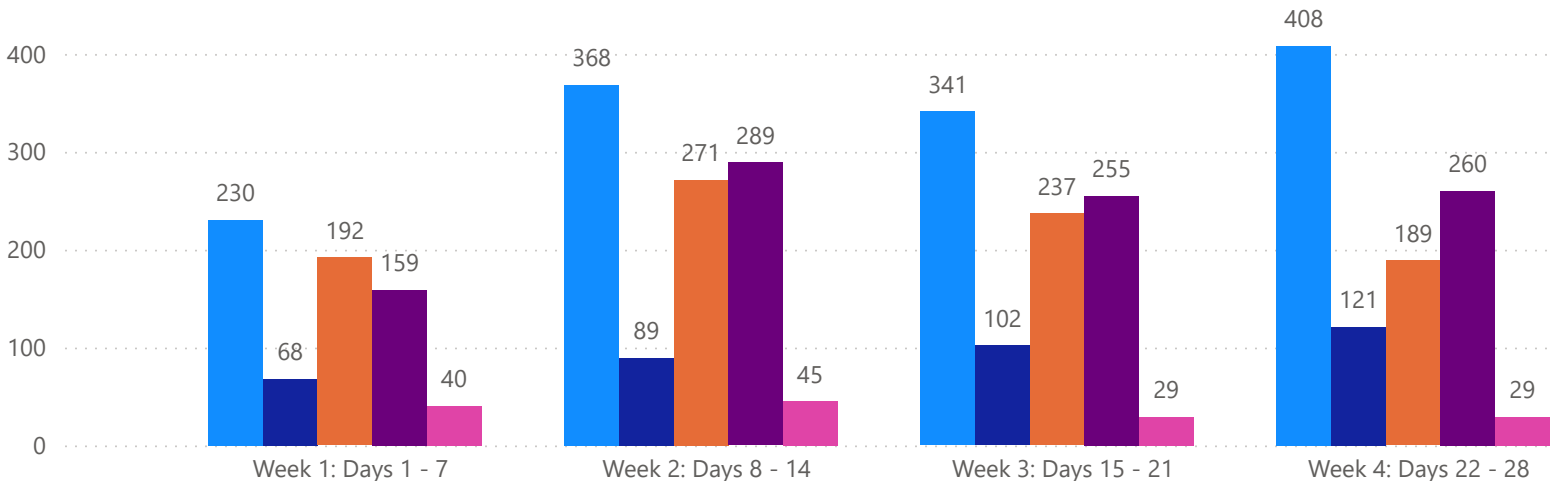


4 WEEK REAL ESTATE MARKET REPORT

HILLSBOROUGH COUNTY - SINGLE FAMILY HOME

12/28/2025

MLS Status ● Active ● Canceled ● Pending ● Sold ● Temporarily Off-Market



All data is current as of today, though some MLS statuses may have changed from prior days.

TOTALS

MLS Status	4 Week Total
Active	1347
Canceled	380
Pending	889
Sold	963
Temporarily Off-Market	143

DAILY MARKET CHANGE

Category	Sum of Hillsborough	*Back on Market can be from these sources - Pending, Temp Off Market, Cancelled and Expired Listing)
Back on the Market	5	
New Listings	12	
Price Decrease	15	
Price Increase	0	

7 DAY SOLD COMPARISON

Closed Prior Year	Volume	Count	Closed Prior Year	Volume	Count
Sunday, December 28, 2025	\$259,000	1	Friday, December 27, 2024	\$32,870,458	66
Friday, December 26, 2025	\$7,576,500	10	Thursday, December 26, 2024	\$12,476,780	31
Wednesday, December 24, 2025	\$3,939,142	9	Wednesday, December 25, 2024	\$215,000	1
Tuesday, December 23, 2025	\$28,779,493	59	Tuesday, December 24, 2024	\$8,173,800	14
Monday, December 22, 2025	\$42,389,082	80	Monday, December 23, 2024	\$42,675,940	81
Total	\$82,943,217	159	Sunday, December 22, 2024	\$2,499,000	5
			Saturday, December 21, 2024	\$1,343,980	2
			Total	\$100,254,958	200

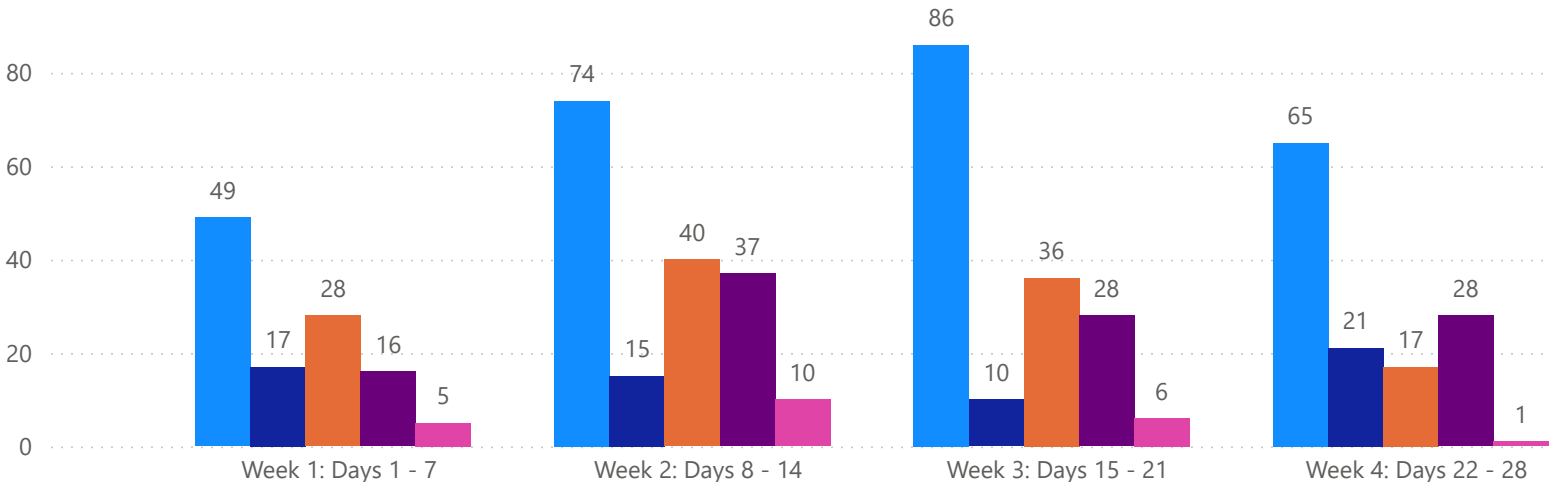


4 WEEK REAL ESTATE MARKET REPORT

HILLSBOROUGH COUNTY - CONDO

12/28/2025

MLS Status ● Active ● Canceled ● Pending ● Sold ● Temporarily Off-Market



All data is current as of today, though some MLS statuses may have changed from prior days.

TOTALS

MLS Status	4 Week Total
Active	274
Canceled	63
Pending	121
Sold	109
Temporarily Off-Market	22

DAILY MARKET CHANGE

Category	Sum of Hillsborough	*Back on Market can be from these sources - Pending, Temp Off Market, Cancelled and Expired Listing)
Back on the Market	1	
New Listings	1	
Price Decrease	1	
Price Increase	0	

7 DAY SOLD COMPARISON

Closed Prior Year	Volume	Count	Closed Prior Year	Volume	Count
Friday, December 26, 2025	\$400,000	2	Friday, December 27, 2024	\$3,320,000	6
Thursday, December 25, 2025	\$115,000	1	Wednesday, December 25, 2024	\$110,000	1
Tuesday, December 23, 2025	\$1,984,000	10	Monday, December 23, 2024	\$1,589,000	6
Monday, December 22, 2025	\$2,382,000	3	Total	\$5,019,000	13
Total	\$4,881,000	16			

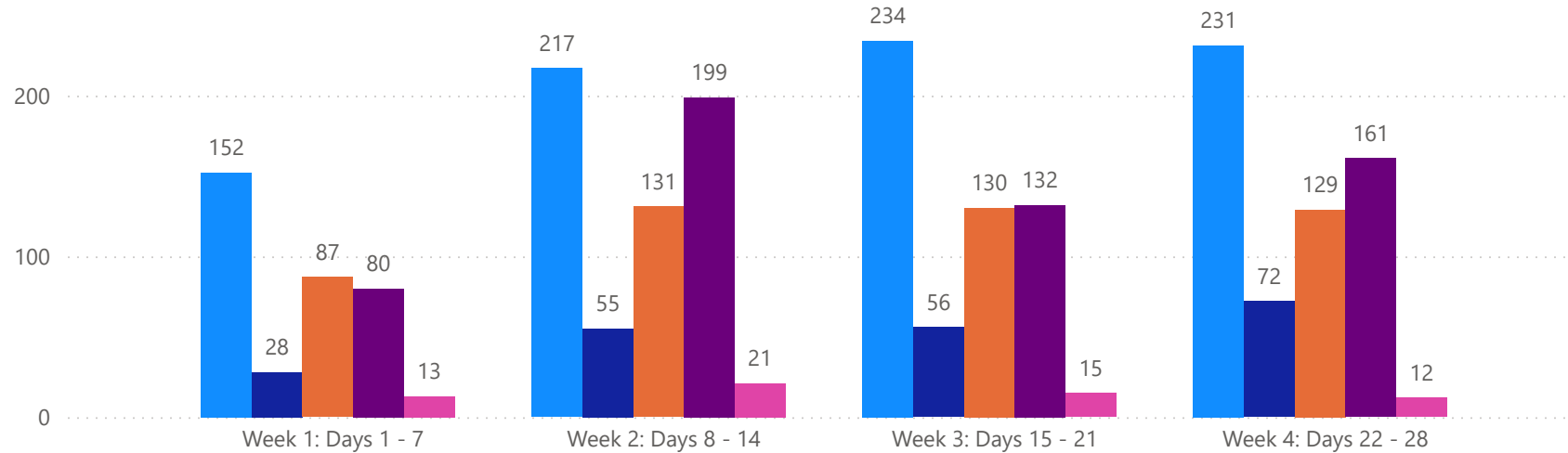


4 WEEK REAL ESTATE MARKET REPORT

SARASOTA COUNTY - SINGLE FAMILY HOME

12/28/2025

MLS Status ● Active ● Canceled ● Pending ● Sold ● Temporarily Off-Market



All data is current as of today, though some MLS statuses may have changed from prior days.

TOTALS

MLS Status	4 Week Total
Active	834
Canceled	211
Pending	477
Sold	572
Temporarily Off-Market	61

DAILY MARKET CHANGE

Category	Sum of Sarasota
Back on the Market	3
New Listings	5
Price Decrease	20
Price Increase	1

*Back on Market can be from these sources - Pending, Temp Off Market, Cancelled and Expired Listing)

7 DAY SOLD COMPARISON

Closed Prior Year	Volume	Count	Closed Prior Year	Volume	Count
Sunday, December 28, 2025	\$1,326,800	2	Friday, December 27, 2024	\$17,792,513	27
Friday, December 26, 2025	\$9,391,899	6	Thursday, December 26, 2024	\$6,640,055	11
Wednesday, December 24, 2025	\$2,006,000	4	Tuesday, December 24, 2024	\$2,180,000	5
Tuesday, December 23, 2025	\$16,715,381	29	Monday, December 23, 2024	\$21,106,152	35
Monday, December 22, 2025	\$22,048,144	39	Saturday, December 21, 2024	\$1,273,590	3
Total	\$51,488,224	80	Total	\$48,992,310	81

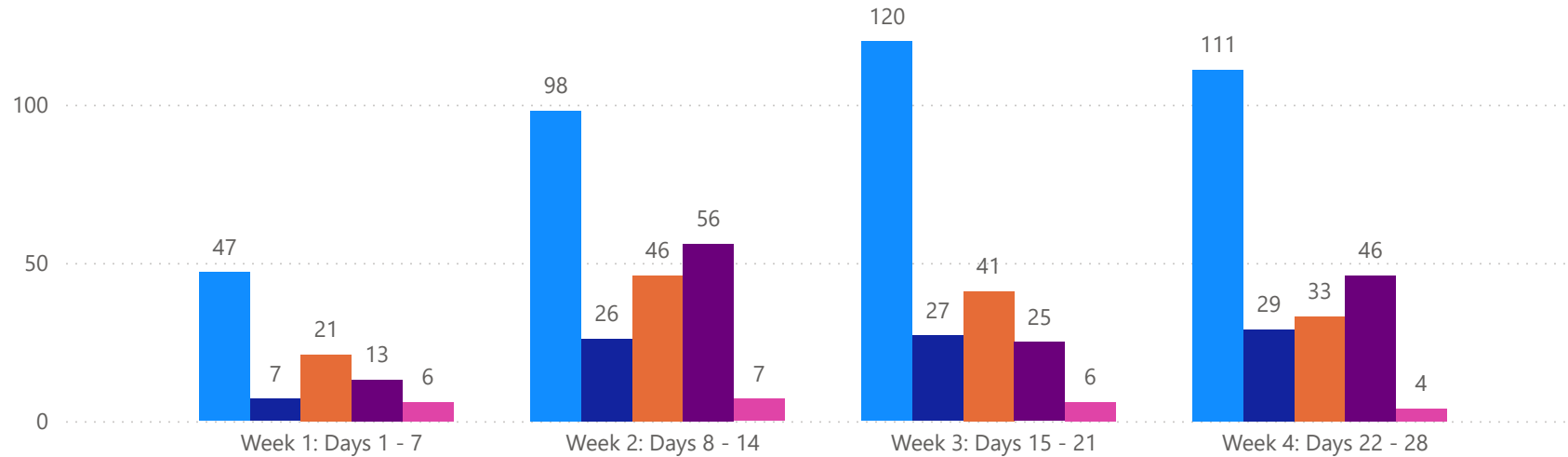


4 WEEK REAL ESTATE MARKET REPORT

SARASOTA COUNTY - CONDO

12/28/2025

MLS Status ● Active ● Canceled ● Pending ● Sold ● Temporarily Off-Market



All data is current as of today, though some MLS statuses may have changed from prior days.

TOTALS

MLS Status	4 Week Total
Active	376
Canceled	89
Pending	141
Sold	140
Temporarily Off-Market	23

DAILY MARKET CHANGE

Category	Sum of Sarasota
Back on the Market	0
New Listings	2
Price Decrease	6
Price Increase	0

*Back on Market can be from these sources - Pending, Temp Off Market, Cancelled and Expired Listing)

7 DAY SOLD COMPARISON

Closed Prior Year	Volume	Count	Closed Prior Year	Volume	Count
Tuesday, December 23, 2025	\$1,313,500	4	Friday, December 27, 2024	\$30,269,134	12
Monday, December 22, 2025	\$16,137,303	9	Thursday, December 26, 2024	\$1,285,000	2
Total	\$17,450,803	13	Monday, December 23, 2024	\$7,778,000	7
			Total	\$39,332,134	21

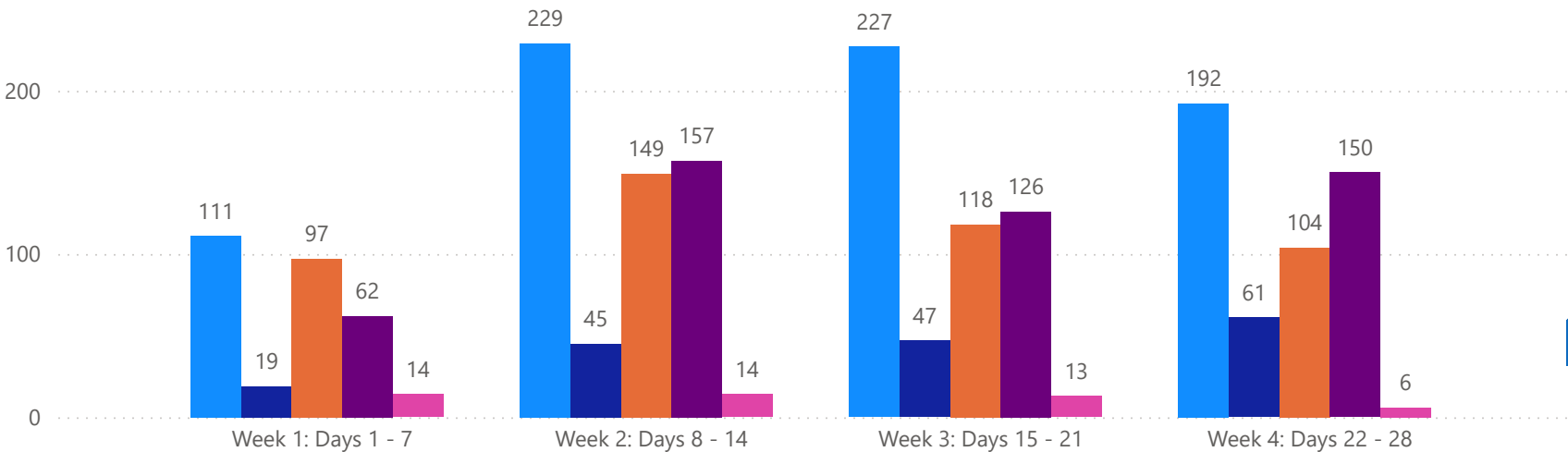


4 WEEK REAL ESTATE MARKET REPORT

MANATEE COUNTY - SINGLE FAMILY HOME

12/28/2025

MLS Status ● Active ● Canceled ● Pending ● Sold ● Temporarily Off-Market



All data is current as of today, though some MLS statuses may have changed from prior days.

TOTALS

MLS Status	4 Week Total
Active	759
Canceled	172
Pending	468
Sold	495
Temporarily Off-Market	47

DAILY MARKET CHANGE

Category	Sum of Manatee
Back on the Market	2
New Listings	7
Price Decrease	9
Price Increase	1

*Back on Market can be from these sources - Pending, Temp Off Market, Cancelled and Expired Listing)

7 DAY SOLD COMPARISON

Closed Prior Year	Volume	Count	Closed Prior Year	Volume	Count
Friday, December 26, 2025	\$1,253,000	2	Friday, December 27, 2024	\$22,759,117	36
Thursday, December 25, 2025	\$369,067	1	Thursday, December 26, 2024	\$4,741,288	9
Wednesday, December 24, 2025	\$812,000	1	Tuesday, December 24, 2024	\$1,439,000	2
Tuesday, December 23, 2025	\$21,900,607	26	Monday, December 23, 2024	\$31,653,118	51
Monday, December 22, 2025	\$20,310,532	32	Sunday, December 22, 2024	\$242,900	1
Total	\$44,645,206	62	Saturday, December 21, 2024	\$323,000	1
			Total	\$61,158,423	100

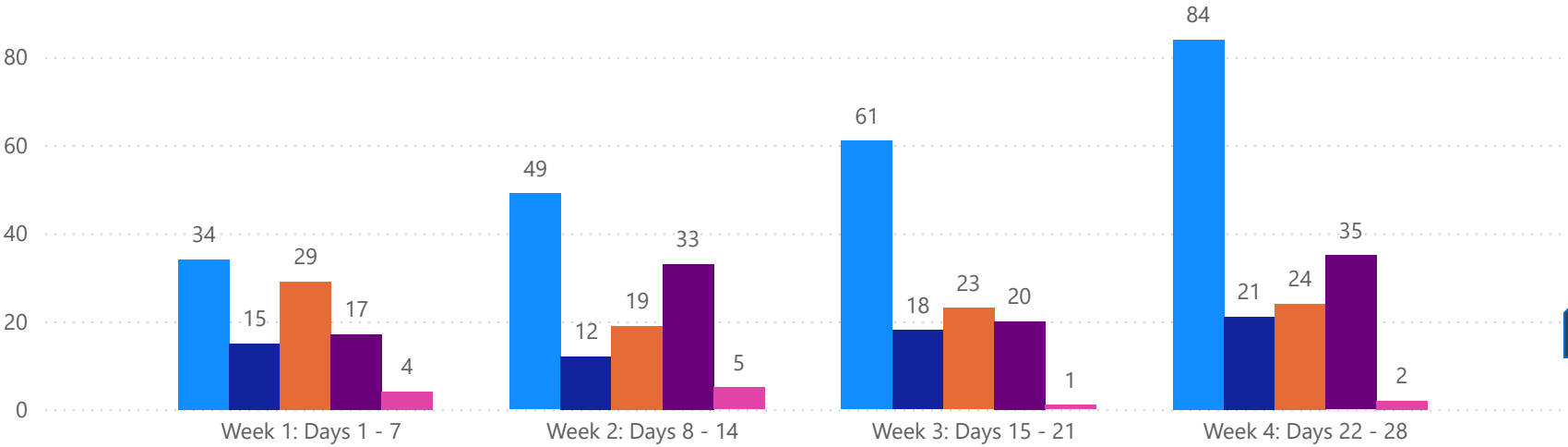


4 WEEK REAL ESTATE MARKET REPORT

MANATEE COUNTY - CONDO

12/28/2025

MLSStatus ● Active ● Canceled ● Pending ● Sold ● Temporarily Off-Market



TOTALS

MLS Status	4 Week Total
Active	228
Canceled	66
Pending	95
Sold	105
Temporarily Off-Market	12

DAILY MARKET CHANGE

Category	Sum of Manatee
Back on the Market	0
New Listings	2
Price Decrease	1
Price Increase	0

*Back on Market can be from these sources - Pending, Temp Off Market, Cancelled and Expired Listing)

7 DAY SOLD COMPARISON

Closed Prior Year	Volume	Count
Tuesday, December 23, 2025	\$2,494,900	6
Monday, December 22, 2025	\$2,553,400	11
Total	\$5,048,300	17

Closed Prior Year	Volume	Count
Friday, December 27, 2024	\$2,148,500	7
Tuesday, December 24, 2024	\$230,000	1
Monday, December 23, 2024	\$925,000	2
Total	\$3,303,500	10

