



4 WEEK REAL ESTATE MARKET REPORT

Sunday, January 4, 2026

As of: Monday, January 5, 2026

- 1 Report Breakdown
- 2 Cumulative Tampa Bay Report - Single Family Home
- 3 Cumulative Tampa Bay Report - Condominium
- 4 Pinellas County - Single Family Home
- 5 Pinellas County - Condominium
- 6 Pasco County - Single Family Home
- 7 Pasco County - Condominium
- 8 Hillsborough County - Single Family Home
- 9 Hillsborough County - Condominium
- 10 Sarasota County - Single Family Home
- 11 Sarasota County - Condominium
- 12 Manatee County - Single Family Home
- 13 Manatee County - Condominium

4 WEEK REAL ESTATE MARKET REPORT

REPORT BREAKDOWN

Sunday, January 4, 2026

as of: 1/5/2026

Day 1	Sunday, January 4, 2026
Day 2	Saturday, January 3, 2026
Day 3	Friday, January 2, 2026
Day 4	Thursday, January 1, 2026
Day 5	Wednesday, December 31, 2025
Day 6	Monday, January 5, 2026
Day 7	Sunday, January 4, 2026
Day 8	Saturday, January 3, 2026
Day 9	Friday, January 2, 2026
Day 10	Thursday, January 1, 2026
Day 11	Wednesday, December 31, 2025
Day 12	Tuesday, December 30, 2025
Day 13	Monday, December 29, 2025
Day 14	Sunday, December 28, 2025
Day 15	Saturday, December 27, 2025
Day 16	Friday, December 26, 2025
Day 17	Thursday, December 25, 2025
Day 18	Wednesday, December 24, 2025
Day 19	Tuesday, December 23, 2025
Day 20	Monday, December 22, 2025
Day 21	Sunday, December 21, 2025
Day 22	Saturday, December 20, 2025
Day 23	Friday, December 19, 2025
Day 24	Thursday, December 18, 2025
Day 25	Wednesday, December 17, 2025
Day 26	Tuesday, December 16, 2025
Day 27	Monday, December 15, 2025
Day 28	Sunday, December 14, 2025

REPORT BREAKDOWN

GRAPH:

Active - Newly listed during the date range

Pending - Status changed to 'pending' during the date range

Sold - Closed during the date range

Canceled - Canceled during the date range

Temp off Market - Status changed to 'temp' off market' during the date range

The date ranges are not cumulative.

Day 1: Sunday, January 4, 2026

Day 28: Sunday, December 14, 2025

TOTALS:

4 Weeks: The summation of each date range (Day 1 - Day 28)

Market Changes

Day 1's New Listings, Price Increase, Price Decreases and Back on Market

Manatee County - Single Family Home

7 Day Sold Comparison

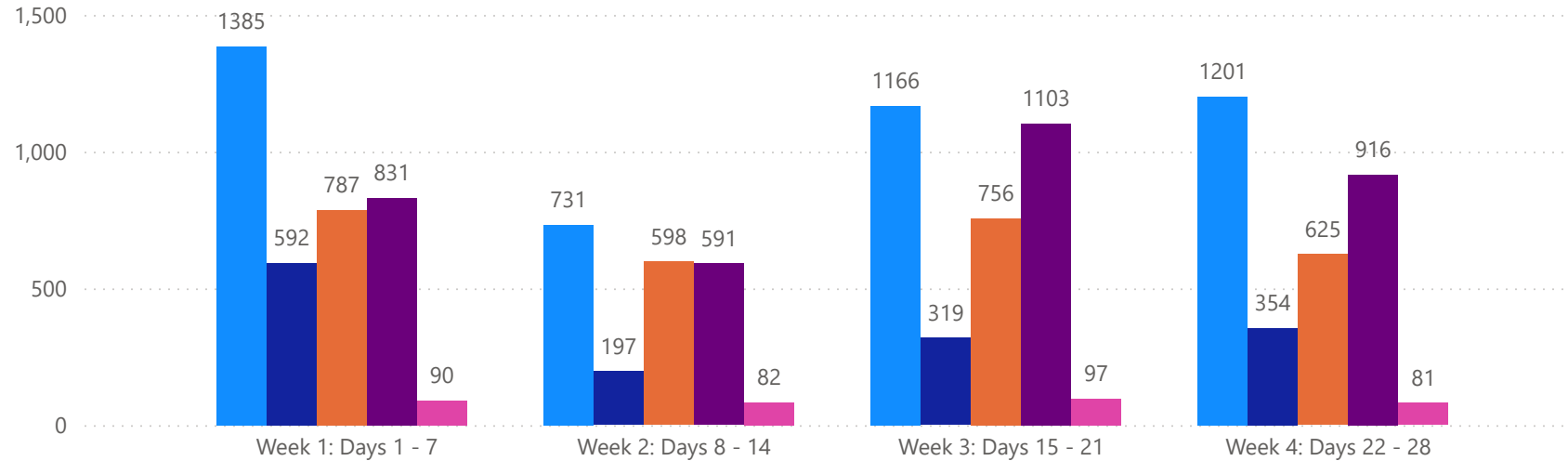
Compares the sold amount and volume in the last 7 days against the same timeframe in the prior year and days 8 - days 14.

4 WEEK REAL ESTATE MARKET REPORT

TAMPA BAY - SINGLE FAMILY HOME

1/4/2026

MLS Status ● Active ● Canceled ● Pending ● Sold ● Temporarily Off-Market



All data is current as of today, though some MLS statuses may have changed from prior days.

TOTALS

MLS Status	4 Week Total
Active	4483
Canceled	1462
Pending	2766
Sold	3441
Temporarily Off-Market	350

DAILY MARKET CHANGE

Category	Sum of Total
Back on the Market	26
New Listings	140
Price Decrease	104
Price Increase	5

*Back on Market can be from these sources - Pending, Temp Off Market, Cancelled and Expired Listing)

7 DAY SOLD COMPARISON

Closed Prior Year	Volume	Count	Closed Prior Year	Volume	Count
Sunday, January 04, 2026	\$510,000	1	Friday, January 03, 2025	\$71,537,010	144
Saturday, January 03, 2026	\$2,835,000	2	Thursday, January 02, 2025	\$46,601,818	83
Friday, January 02, 2026	\$35,064,110	58	Wednesday, January 01, 2025	\$453,900	2
Thursday, January 01, 2026	\$6,932,804	9	Tuesday, December 31, 2024	\$107,151,321	195
Wednesday, December 31, 2025	\$84,404,356	151	Monday, December 30, 2024	\$215,248,936	372
Tuesday, December 30, 2025	\$183,538,500	349	Sunday, December 29, 2024	\$6,667,427	16
Monday, December 29, 2025	\$136,201,896	261	Saturday, December 28, 2024	\$3,556,922	5
Total	\$449,486,666	831	Total	\$451,217,334	817

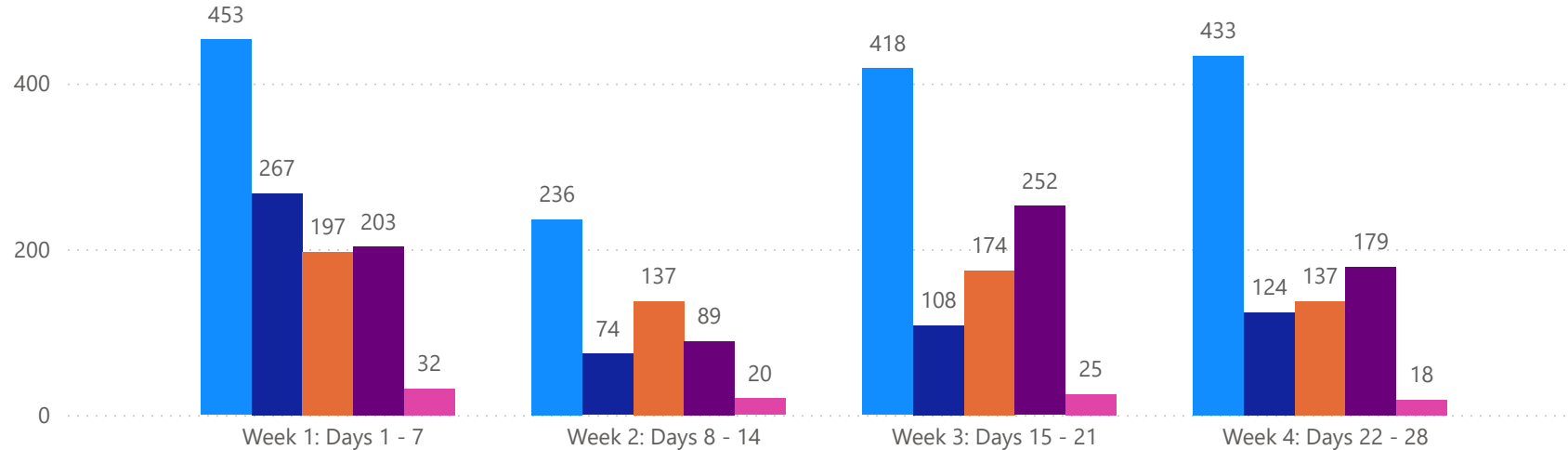


4 WEEK REAL ESTATE MARKET REPORT

TAMPA BAY - CONDO

1/4/2026

MLS Status ● Active ● Canceled ● Pending ● Sold ● Temporarily Off-Market



All data is current as of today, though some MLS statuses may have changed from prior days.

TOTALS

MLS Status	4 Week Total
Active	1540
Canceled	573
Pending	645
Sold	723
Temporarily Off-Market	95

DAILY MARKET CHANGE

Category	Sum of Total
Back on the Market	5
New Listings	23
Price Decrease	35
Price Increase	0

*Back on Market can be from these sources - Pending, Temp Off Market, Cancelled and Expired Listing)

7 DAY SOLD COMPARISON

Closed Prior Year	Volume	Count	Closed Prior Year	Volume	Count
Friday, January 02, 2026	\$14,385,273	15	Friday, January 03, 2025	\$55,858,075	38
Thursday, January 01, 2026	\$200,000	1	Thursday, January 02, 2025	\$3,180,500	17
Wednesday, December 31, 2025	\$21,087,640	41	Tuesday, December 31, 2024	\$13,225,252	40
Tuesday, December 30, 2025	\$37,778,794	78	Monday, December 30, 2024	\$19,166,400	45
Monday, December 29, 2025	\$62,957,138	68	Sunday, December 29, 2024	\$245,000	1
Total	\$136,408,845	203	Total	\$91,675,227	141

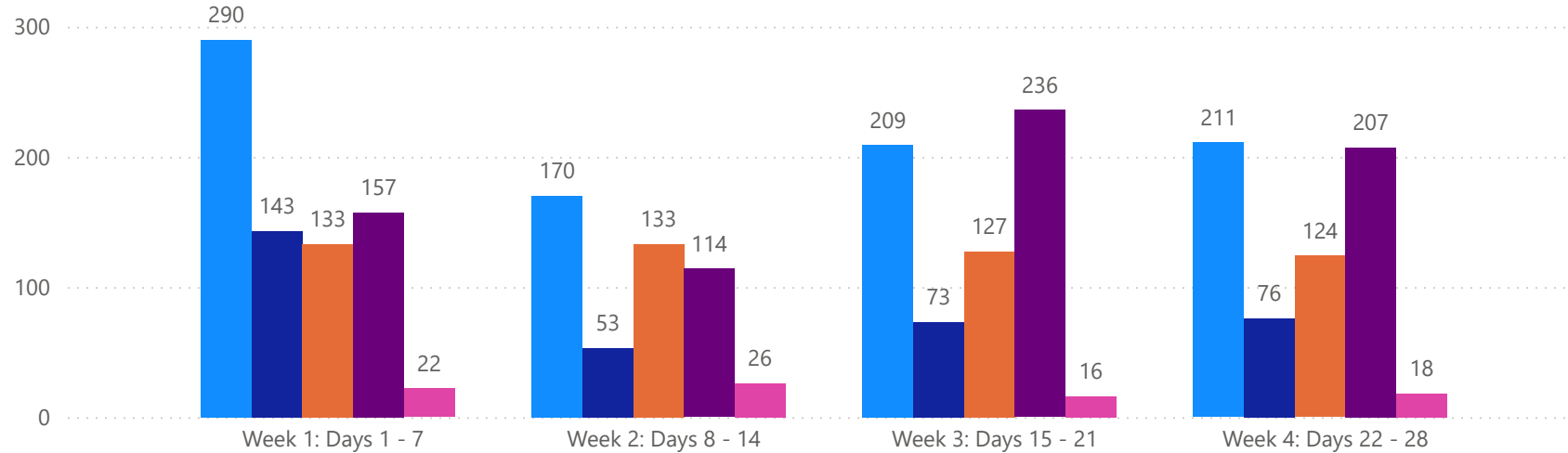


4 WEEK REAL ESTATE MARKET REPORT

PINELLAS COUNTY - SINGLE FAMILY HOME

1/4/2026

MLSStatus ● Active ● Canceled ● Pending ● Sold ● Temporarily Off-Market



All data is current as of today, though some MLS statuses may have changed from prior days.

TOTALS

MLS Status	4 Week Total
Active	880
Canceled	345
Pending	517
Sold	714
Temporarily Off-Market	82

DAILY MARKET CHANGE

Category	Sum of Pinellas
Back on the Market	10
New Listings	22
Price Decrease	35
Price Increase	2

*Back on Market can be from these sources - Pending, Temp Off Market, Cancelled and Expired Listing)

7 DAY SOLD COMPARISON

Closed Prior Year	Volume	Count	Closed Prior Year	Volume	Count
Sunday, January 04, 2026	\$510,000	1	Friday, January 03, 2025	\$22,075,400	39
Friday, January 02, 2026	\$6,633,150	12	Thursday, January 02, 2025	\$11,824,600	23
Thursday, January 01, 2026	\$2,050,000	1	Tuesday, December 31, 2024	\$30,647,900	52
Wednesday, December 31, 2025	\$22,847,526	39	Monday, December 30, 2024	\$49,717,974	79
Tuesday, December 30, 2025	\$32,697,860	59	Sunday, December 29, 2024	\$284,000	1
Monday, December 29, 2025	\$23,511,499	45	Saturday, December 28, 2024	\$3,218,500	3
Total	\$88,250,035	157	Total	\$117,768,374	197

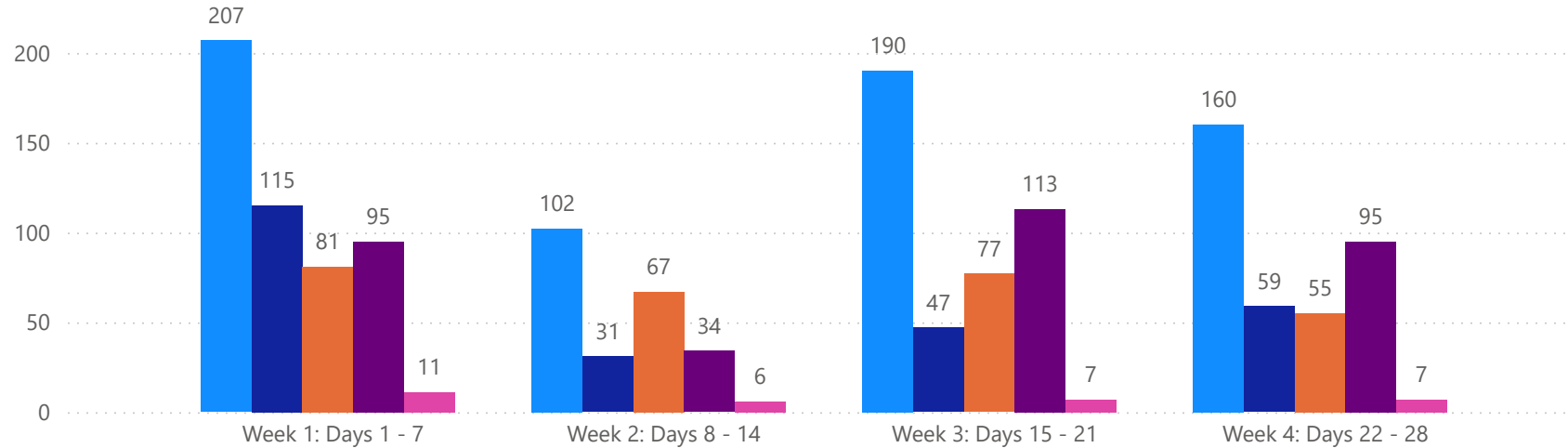


4 WEEK REAL ESTATE MARKET REPORT

PINELLAS COUNTY - CONDO

1/4/2026

MLS Status ● Active ● Canceled ● Pending ● Sold ● Temporarily Off-Market



All data is current as of today, though some MLS statuses may have changed from prior days.

TOTALS

MLS Status	4 Week Total
Active	659
Canceled	252
Pending	280
Sold	337
Temporarily Off-Market	31

DAILY MARKET CHANGE

Category	Sum of Pinellas
Back on the Market	0
New Listings	7
Price Decrease	13
Price Increase	0

*Back on Market can be from these sources - Pending, Temp Off Market, Cancelled and Expired Listing)

7 DAY SOLD COMPARISON

Closed Prior Year	Volume	Count	Closed Prior Year	Volume	Count
Friday, January 02, 2026	\$9,208,773	6	Friday, January 03, 2025	\$7,514,000	14
Thursday, January 01, 2026	\$200,000	1	Thursday, January 02, 2025	\$2,103,500	13
Wednesday, December 31, 2025	\$10,771,240	18	Tuesday, December 31, 2024	\$6,774,300	20
Tuesday, December 30, 2025	\$26,646,224	36	Monday, December 30, 2024	\$11,551,500	24
Monday, December 29, 2025	\$29,901,988	34	Total	\$27,943,300	71
Total	\$76,728,225	95			

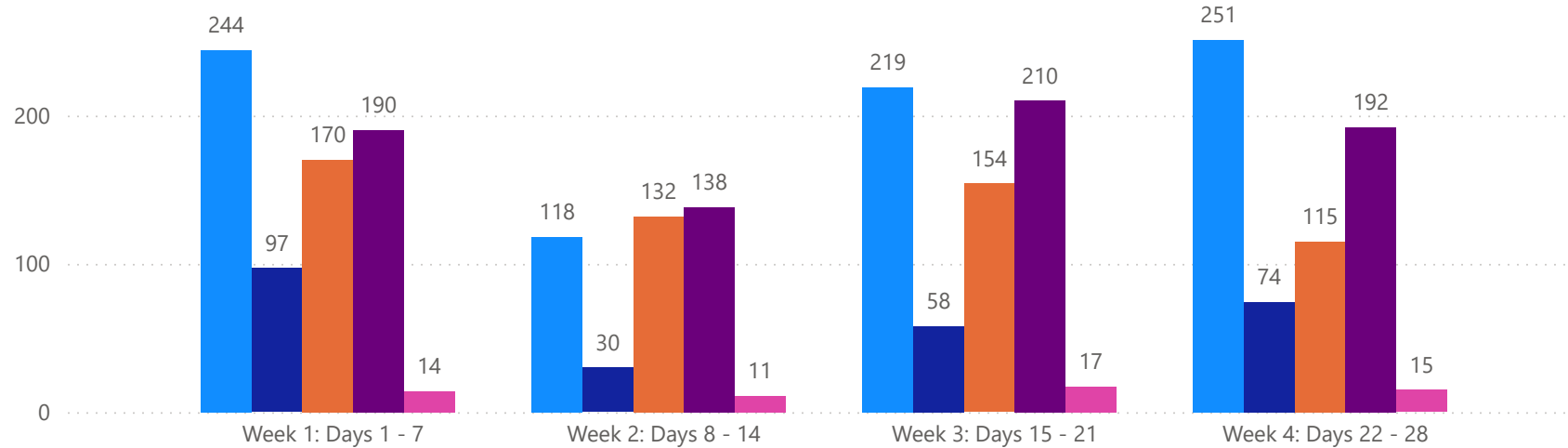


4 WEEK REAL ESTATE MARKET REPORT

PASCO COUNTY - SINGLE FAMILY HOME

1/4/2026

MLS Status ● Active ● Canceled ● Pending ● Sold ● Temporarily Off-Market



All data is current as of today, though some MLS statuses may have changed from prior days.

TOTALS

MLS Status	4 Week Total
Active	832
Canceled	259
Pending	571
Sold	730
Temporarily Off-Market	57

DAILY MARKET CHANGE

Category	Sum of Pasco
Back on the Market	2
New Listings	9
Price Decrease	14
Price Increase	1

*Back on Market can be from these sources - Pending, Temp Off Market, Cancelled and Expired Listing)

7 DAY SOLD COMPARISON

Closed Prior Year	Volume	Count	Closed Prior Year	Volume	Count
Friday, January 02, 2026	\$10,593,660	20	Friday, January 03, 2025	\$8,938,280	24
Thursday, January 01, 2026	\$190,000	1	Thursday, January 02, 2025	\$4,989,681	15
Wednesday, December 31, 2025	\$11,181,170	30	Tuesday, December 31, 2024	\$11,342,789	28
Tuesday, December 30, 2025	\$38,383,505	87	Monday, December 30, 2024	\$30,352,115	71
Monday, December 29, 2025	\$20,418,728	52	Sunday, December 29, 2024	\$2,865,450	7
Total	\$80,767,063	190	Total	\$58,488,315	145

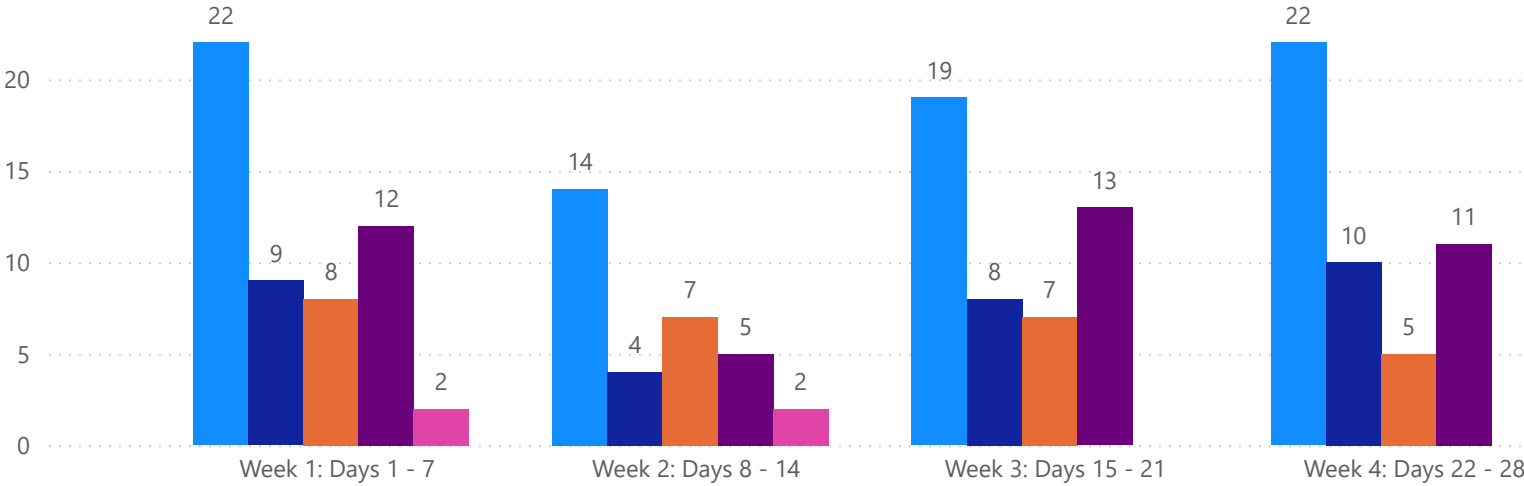


4 WEEK REAL ESTATE MARKET REPORT

PASCO COUNTY - CONDO

1/4/2026

MLSStatus ● Active ● Canceled ● Pending ● Sold ● Temporarily Off-Market



All data is current as of today, though some MLS statuses may have changed from prior days.

TOTALS

MLS Status	4 Week Total
Active	77
Canceled	31
Pending	27
Sold	41
Temporarily Off-Market	4


DAILY MARKET CHANGE

Category	Sum of Pasco
Back on the Market	0
New Listings	2
Price Decrease	2
Price Increase	0

*Back on Market can be from these sources - Pending, Temp Off Market, Cancelled and Expired Listing)

7 DAY SOLD COMPARISON

Closed Prior Year	Volume	Count	Closed Prior Year	Volume	Count
Friday, January 02, 2026	\$240,000	1	Friday, January 03, 2025	\$262,000	1
Wednesday, December 31, 2025	\$460,000	3	Tuesday, December 31, 2024	\$225,000	2
Tuesday, December 30, 2025	\$592,000	4	Monday, December 30, 2024	\$326,000	2
Monday, December 29, 2025	\$494,900	4	Total	\$813,000	5
Total	\$1,786,900	12			

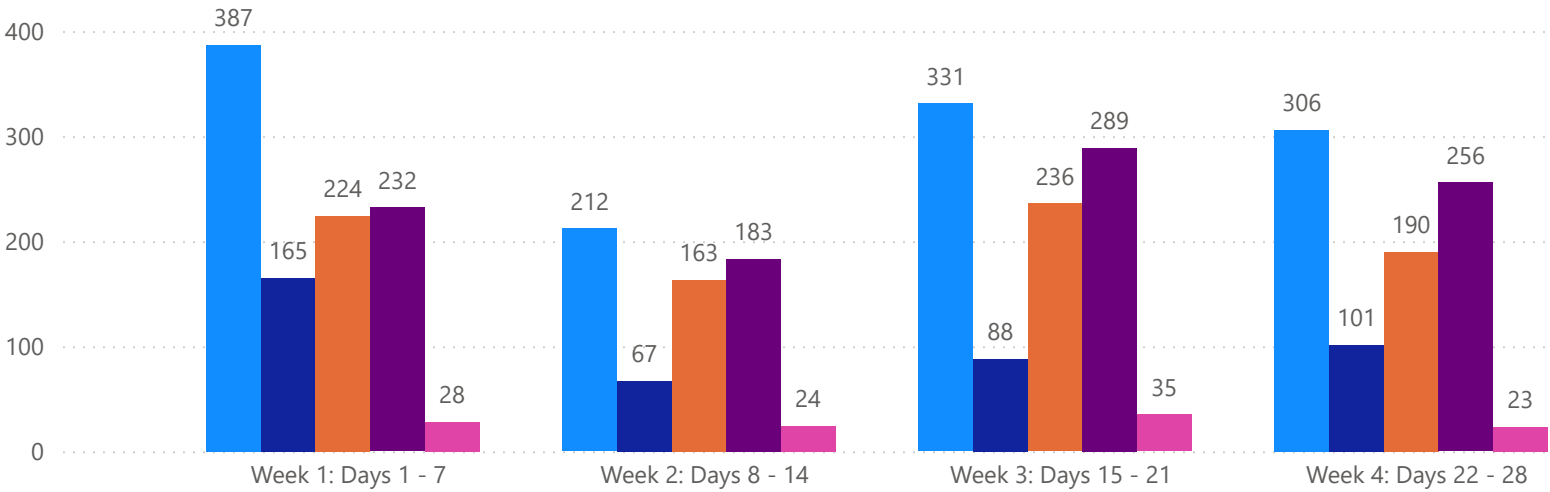


4 WEEK REAL ESTATE MARKET REPORT

HILLSBOROUGH COUNTY - SINGLE FAMILY HOME

1/4/2026

MLS Status ● Active ● Canceled ● Pending ● Sold ● Temporarily Off-Market



All data is current as of today, though some MLS statuses may have changed from prior days.

TOTALS

MLS Status	4 Week Total
Active	1236
Canceled	421
Pending	813
Sold	960
Temporarily Off-Market	110

DAILY MARKET CHANGE

Category	Sum of Hillsborough	*Back on Market can be from these sources - Pending, Temp Off Market, Cancelled and Expired Listing)
Back on the Market	5	
New Listings	13	
Price Decrease	30	
Price Increase	0	

7 DAY SOLD COMPARISON

Closed Prior Year	Volume	Count	Closed Prior Year	Volume	Count
Saturday, January 03, 2026	\$435,000	1	Friday, January 03, 2025	\$14,908,381	36
Friday, January 02, 2026	\$9,793,300	14	Thursday, January 02, 2025	\$10,737,512	22
Thursday, January 01, 2026	\$3,073,000	5	Wednesday, January 01, 2025	\$214,000	1
Wednesday, December 31, 2025	\$25,541,742	44	Tuesday, December 31, 2024	\$26,240,406	56
Tuesday, December 30, 2025	\$44,543,426	95	Monday, December 30, 2024	\$57,705,241	108
Monday, December 29, 2025	\$39,626,627	73	Sunday, December 29, 2024	\$1,948,390	5
Total	\$123,013,095	232	Saturday, December 28, 2024	\$285,000	1
			Total	\$112,038,930	229

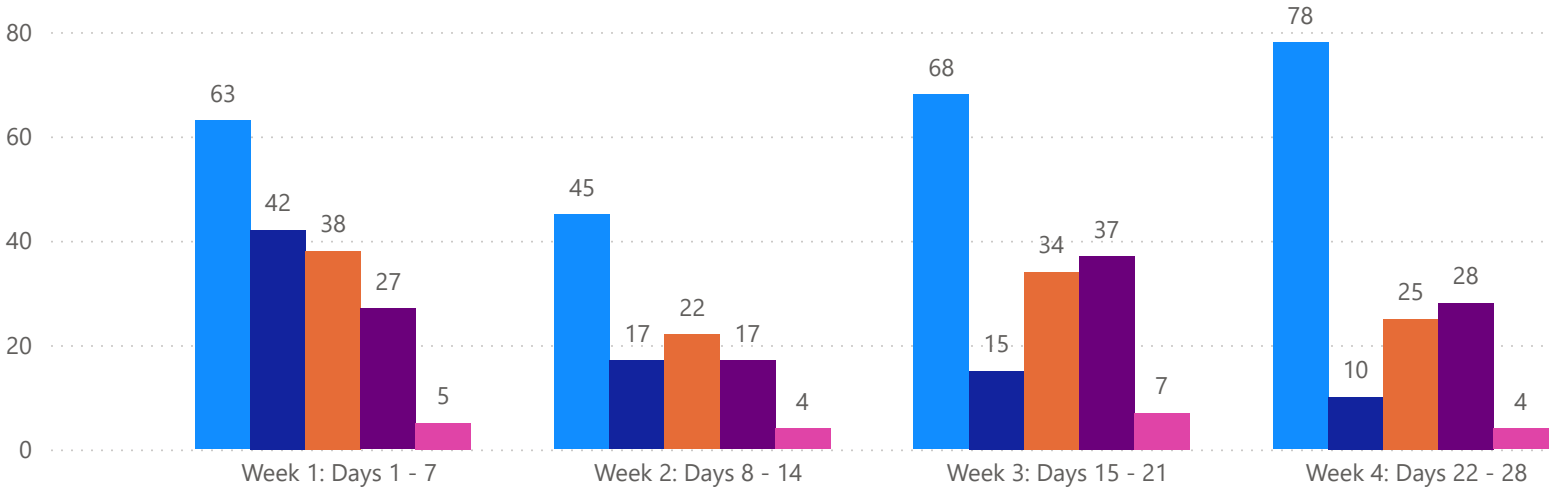


4 WEEK REAL ESTATE MARKET REPORT

HILLSBOROUGH COUNTY - CONDO

1/4/2026

MLSStatus ● Active ● Canceled ● Pending ● Sold ● Temporarily Off-Market



All data is current as of today, though some MLS statuses may have changed from prior days.

TOTALS

MLS Status	4 Week Total
Active	254
Canceled	84
Pending	119
Sold	109
Temporarily Off-Market	20


DAILY MARKET CHANGE

Category	Sum of Hillsborough
Back on the Market	4
New Listings	3
Price Decrease	6
Price Increase	0

*Back on Market can be from these sources - Pending, Temp Off Market, Cancelled and Expired Listing)

7 DAY SOLD COMPARISON

Closed Prior Year	Volume	Count	Closed Prior Year	Volume	Count
Wednesday, December 31, 2025	\$3,122,000	6	Friday, January 03, 2025	\$1,835,975	8
Tuesday, December 30, 2025	\$2,199,000	11	Thursday, January 02, 2025	\$482,000	2
Monday, December 29, 2025	\$7,573,250	10	Tuesday, December 31, 2024	\$1,712,900	7
Total	\$12,894,250	27	Monday, December 30, 2024	\$3,411,400	12
			Sunday, December 29, 2024	\$245,000	1
			Total	\$7,687,275	30

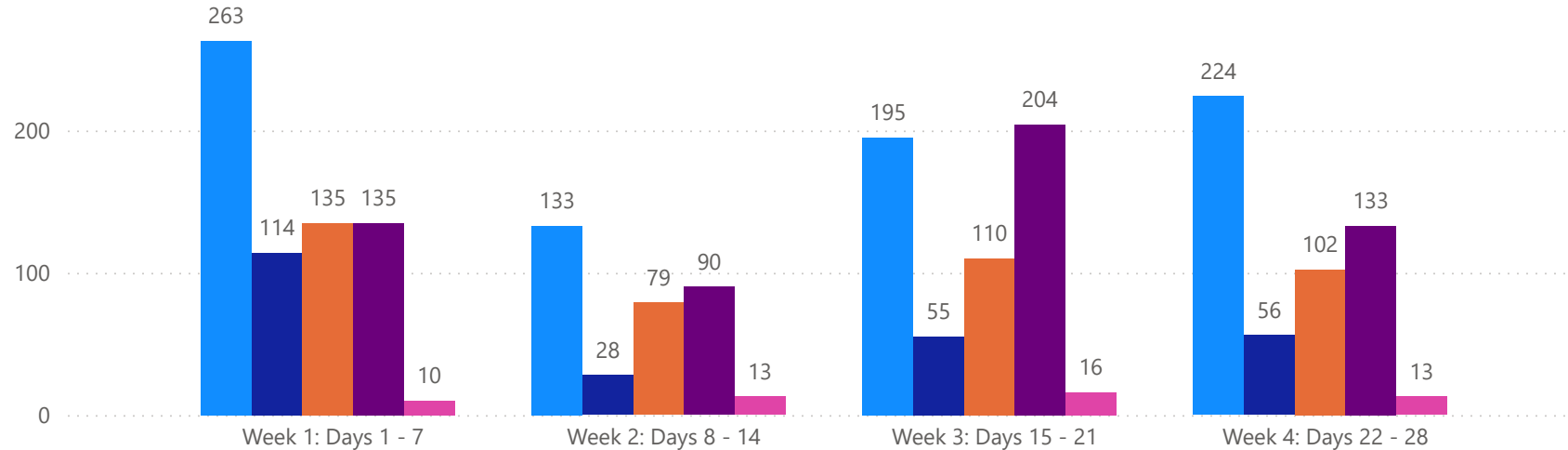


4 WEEK REAL ESTATE MARKET REPORT

SARASOTA COUNTY - SINGLE FAMILY HOME

1/4/2026

MLS Status ● Active ● Canceled ● Pending ● Sold ● Temporarily Off-Market



All data is current as of today, though some MLS statuses may have changed from prior days.

TOTALS

MLS Status	4 Week Total
Active	815
Canceled	253
Pending	426
Sold	562
Temporarily Off-Market	52

DAILY MARKET CHANGE

Category	Sum of Sarasota
Back on the Market	4
New Listings	9
Price Decrease	12
Price Increase	0

*Back on Market can be from these sources - Pending, Temp Off Market, Cancelled and Expired Listing)

7 DAY SOLD COMPARISON

Closed Prior Year	Volume	Count	Closed Prior Year	Volume	Count
Friday, January 02, 2026	\$4,751,000	7	Friday, January 03, 2025	\$16,164,669	28
Thursday, January 01, 2026	\$1,269,804	1	Thursday, January 02, 2025	\$13,172,400	13
Wednesday, December 31, 2025	\$13,799,168	21	Wednesday, January 01, 2025	\$239,900	1
Tuesday, December 30, 2025	\$41,781,450	60	Tuesday, December 31, 2024	\$15,855,506	26
Monday, December 29, 2025	\$26,415,088	46	Monday, December 30, 2024	\$46,267,367	53
Total	\$88,016,510	135	Sunday, December 29, 2024	\$1,149,167	2
			Total	\$92,849,009	123

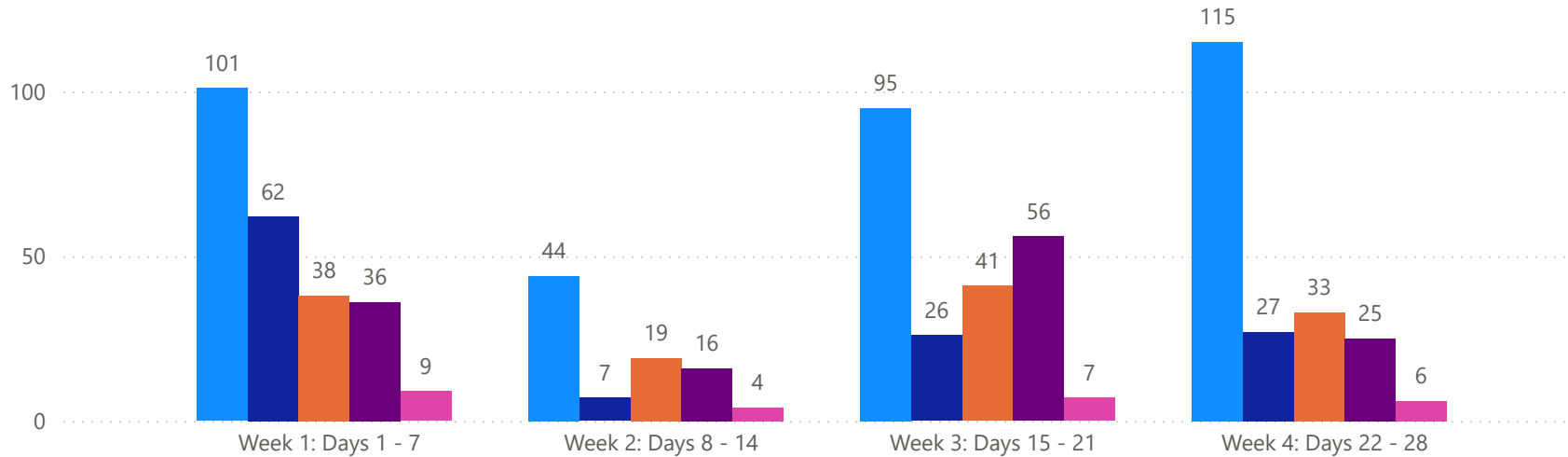


4 WEEK REAL ESTATE MARKET REPORT

SARASOTA COUNTY - CONDO

1/4/2026

MLSStatus ● Active ● Canceled ● Pending ● Sold ● Temporarily Off-Market



All data is current as of today, though some MLS statuses may have changed from prior days.

TOTALS

MLS Status	4 Week Total
Active	355
Canceled	122
Pending	131
Sold	133
Temporarily Off-Market	26

DAILY MARKET CHANGE

Category	Sum of Sarasota
Back on the Market	1
New Listings	4
Price Decrease	7
Price Increase	0

*Back on Market can be from these sources - Pending, Temp Off Market, Cancelled and Expired Listing)

7 DAY SOLD COMPARISON

Closed Prior Year	Volume	Count	Closed Prior Year	Volume	Count
Friday, January 02, 2026	\$4,576,500	7	Friday, January 03, 2025	\$45,214,900	10
Wednesday, December 31, 2025	\$3,849,500	7	Thursday, January 02, 2025	\$595,000	2
Tuesday, December 30, 2025	\$4,666,570	12	Tuesday, December 31, 2024	\$1,013,500	4
Monday, December 29, 2025	\$15,673,500	10	Monday, December 30, 2024	\$2,344,000	3
Total	\$28,766,070	36	Total	\$49,167,400	19

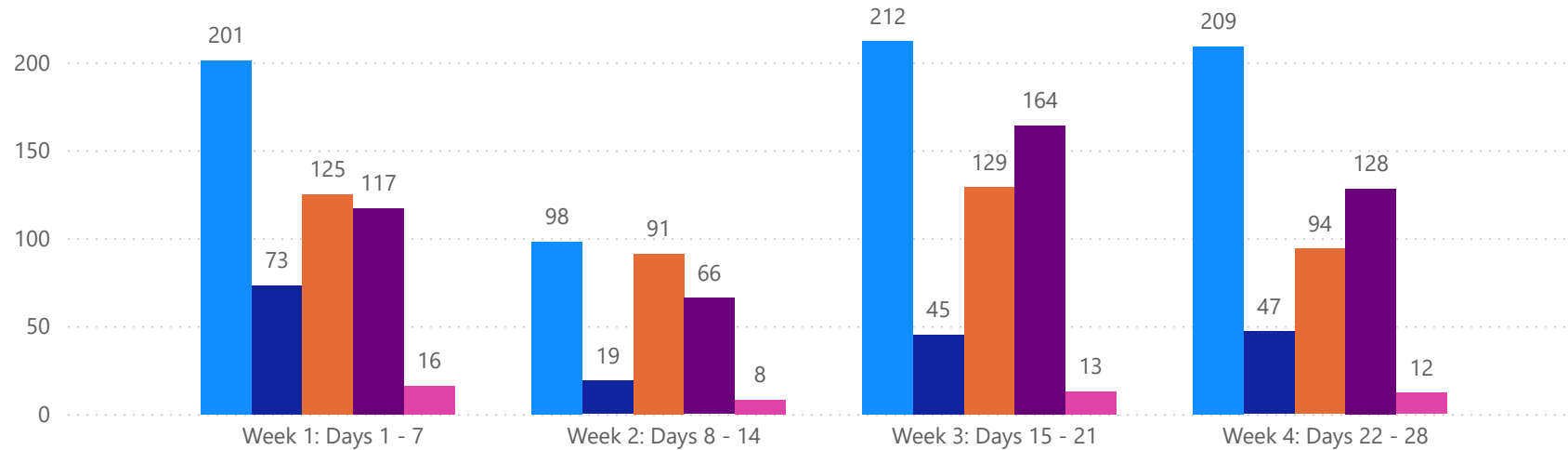


4 WEEK REAL ESTATE MARKET REPORT

MANATEE COUNTY - SINGLE FAMILY HOME

1/4/2026

MLS Status ● Active ● Canceled ● Pending ● Sold ● Temporarily Off-Market



All data is current as of today, though some MLS statuses may have changed from prior days.

TOTALS

MLS Status	4 Week Total
Active	720
Canceled	184
Pending	439
Sold	475
Temporarily Off-Market	49

DAILY MARKET CHANGE

Category	Sum of Manatee
Back on the Market	5
New Listings	87
Price Decrease	13
Price Increase	2

*Back on Market can be from these sources - Pending, Temp Off Market, Cancelled and Expired Listing)

7 DAY SOLD COMPARISON

Closed Prior Year	Volume	Count	Closed Prior Year	Volume	Count
Saturday, January 03, 2026	\$2,400,000	1	Friday, January 03, 2025	\$9,450,280	17
Friday, January 02, 2026	\$3,293,000	5	Thursday, January 02, 2025	\$5,877,625	10
Thursday, January 01, 2026	\$350,000	1	Tuesday, December 31, 2024	\$23,064,720	33
Wednesday, December 31, 2025	\$11,034,750	17	Monday, December 30, 2024	\$31,206,239	61
Tuesday, December 30, 2025	\$26,132,259	48	Sunday, December 29, 2024	\$420,420	1
Monday, December 29, 2025	\$26,229,954	45	Saturday, December 28, 2024	\$53,422	1
Total	\$69,439,963	117	Total	\$70,072,706	123

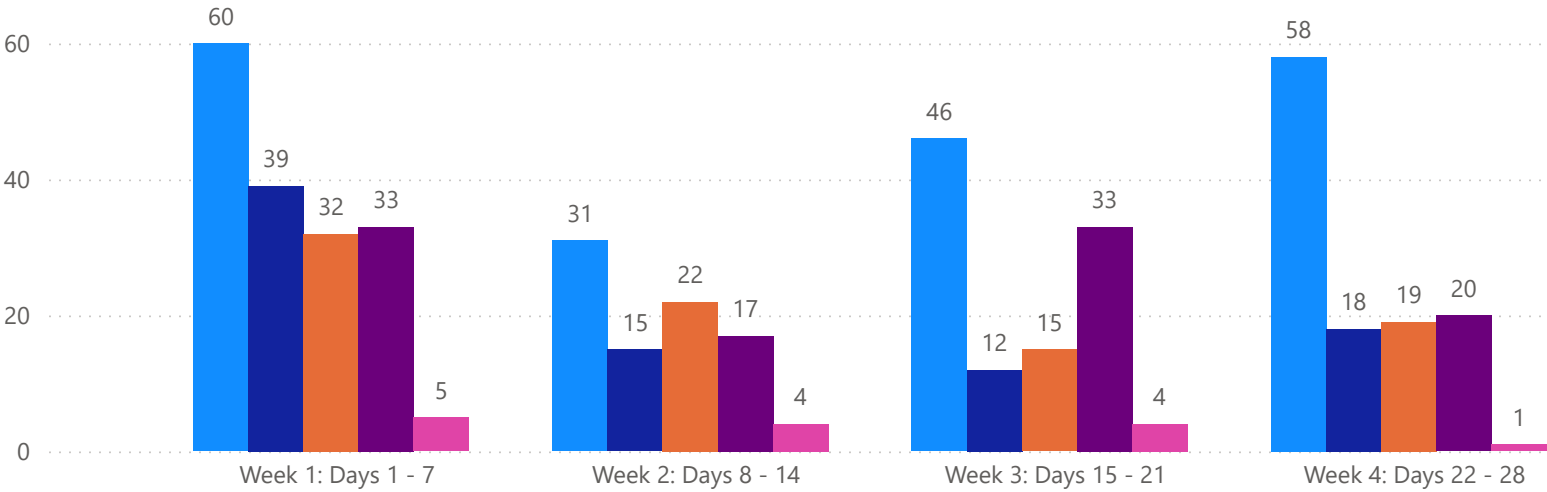


4 WEEK REAL ESTATE MARKET REPORT

MANATEE COUNTY - CONDO

1/4/2026

MLSStatus ● Active ● Canceled ● Pending ● Sold ● Temporarily Off-Market



TOTALS

MLS Status	4 Week Total
Active	195
Canceled	84
Pending	88
Sold	103
Temporarily Off-Market	14

DAILY MARKET CHANGE

Category	Sum of Manatee
Back on the Market	0
New Listings	7
Price Decrease	7
Price Increase	0

*Back on Market can be from these sources - Pending, Temp Off Market, Cancelled and Expired Listing)

7 DAY SOLD COMPARISON

Closed Prior Year	Volume	Count
Friday, January 02, 2026	\$360,000	1
Wednesday, December 31, 2025	\$2,884,900	7
Tuesday, December 30, 2025	\$3,675,000	15
Monday, December 29, 2025	\$9,313,500	10
Total	\$16,233,400	33

Closed Prior Year	Volume	Count
Friday, January 03, 2025	\$1,031,200	5
Tuesday, December 31, 2024	\$3,499,552	7
Monday, December 30, 2024	\$1,533,500	4
Total	\$6,064,252	16

