



## 4 WEEK REAL ESTATE MARKET REPORT

Monday, January 5, 2026

*As of: Tuesday, January 6, 2026*

- 1 Report Breakdown
- 2 Cumulative Tampa Bay Report - Single Family Home
- 3 Cumulative Tampa Bay Report - Condominium
- 4 Pinellas County - Single Family Home
- 5 Pinellas County - Condominium
- 6 Pasco County - Single Family Home
- 7 Pasco County - Condominium
- 8 Hillsborough County - Single Family Home
- 9 Hillsborough County - Condominium
- 10 Sarasota County - Single Family Home
- 11 Sarasota County - Condominium
- 12 Manatee County - Single Family Home
- 13 Manatee County - Condominium

# 4 WEEK REAL ESTATE MARKET REPORT

## REPORT BREAKDOWN

Monday, January 5, 2026

as of: 1/6/2026

Day 1	Monday, January 5, 2026
Day 2	Sunday, January 4, 2026
Day 3	Saturday, January 3, 2026
Day 4	Friday, January 2, 2026
Day 5	Thursday, January 1, 2026
Day 6	Tuesday, January 6, 2026
Day 7	Monday, January 5, 2026
Day 8	Sunday, January 4, 2026
Day 9	Saturday, January 3, 2026
Day 10	Friday, January 2, 2026
Day 11	Thursday, January 1, 2026
Day 12	Wednesday, December 31, 2025
Day 13	Tuesday, December 30, 2025
Day 14	Monday, December 29, 2025
Day 15	Sunday, December 28, 2025
Day 16	Saturday, December 27, 2025
Day 17	Friday, December 26, 2025
Day 18	Thursday, December 25, 2025
Day 19	Wednesday, December 24, 2025
Day 20	Tuesday, December 23, 2025
Day 21	Monday, December 22, 2025
Day 22	Sunday, December 21, 2025
Day 23	Saturday, December 20, 2025
Day 24	Friday, December 19, 2025
Day 25	Thursday, December 18, 2025
Day 26	Wednesday, December 17, 2025
Day 27	Tuesday, December 16, 2025
Day 28	Monday, December 15, 2025

### REPORT BREAKDOWN

#### GRAPH:

Active - Newly listed during the date range

Pending - Status changed to 'pending' during the date range

Sold - Closed during the date range

Canceled - Canceled during the date range

Temp off Market - Status changed to 'temp' off market' during the date range

The date ranges are not cumulative.

Day 1: Monday, January 5, 2026

Day 28: Monday, December 15, 2025

#### TOTALS:

4 Weeks: The summation of each date range (Day 1 - Day 28)

#### Market Changes

Day 1's New Listings, Price Increase, Price Decreases and Back on Market

Manatee County - Single Family Home

#### 7 Day Sold Comparison

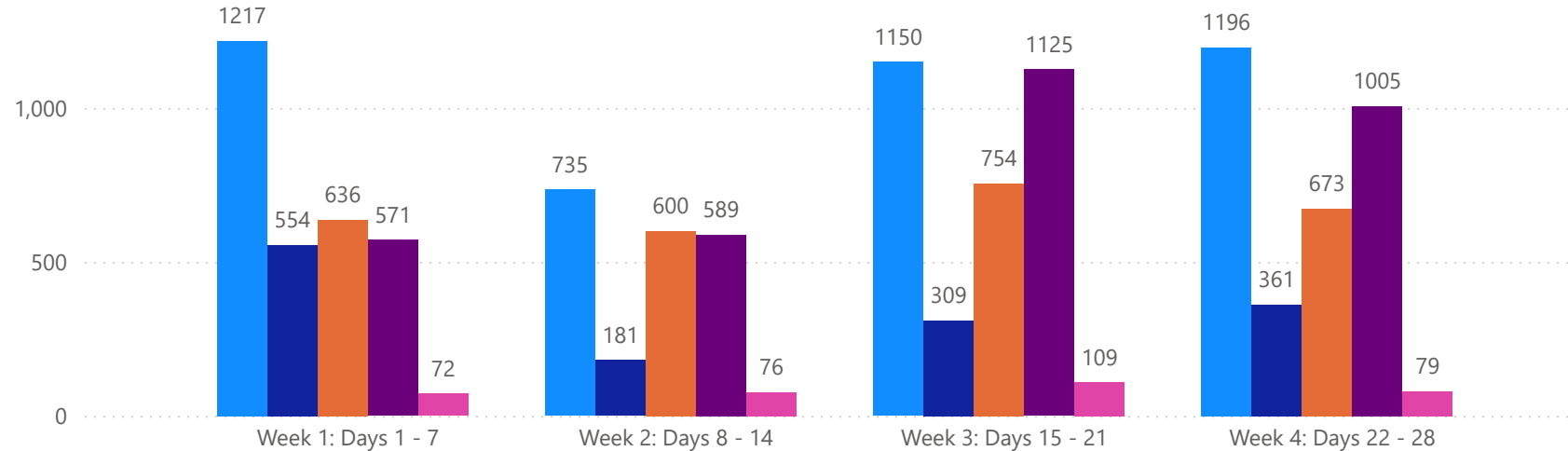
Compares the sold amount and volume in the last 7 days against the same timeframe in the prior year and days 8 - days 14.

# 4 WEEK REAL ESTATE MARKET REPORT

## TAMPA BAY - SINGLE FAMILY HOME

### 1/5/2026

**MLSStatus** ● Active ● Canceled ● Pending ● Sold ● Temporarily Off-Market



*All data is current as of today, though some MLS statuses may have changed from prior days.*

### TOTALS

MLS Status	4 Week Total
Active	4298
Canceled	1405
Pending	2663
Sold	3290
Temporarily Off-Market	336

### DAILY MARKET CHANGE

Category	Sum of Total
Back on the Market	26
New Listings	140
Price Decrease	104
Price Increase	5

\*Back on Market can be from these sources - Pending, Temp Off Market, Cancelled and Expired Listing)

### 7 DAY SOLD COMPARISON

Closed Prior Year	Volume	Count	Closed Prior Year	Volume	Count
Monday, January 05, 2026	\$1,473,986	1	Saturday, January 04, 2025	\$5,137,800	7
Sunday, January 04, 2026	\$510,000	1	Friday, January 03, 2025	\$71,537,010	144
Saturday, January 03, 2026	\$2,835,000	2	Thursday, January 02, 2025	\$46,601,818	83
Friday, January 02, 2026	\$35,064,110	58	Wednesday, January 01, 2025	\$453,900	2
Thursday, January 01, 2026	\$6,932,804	9	Tuesday, December 31, 2024	\$107,151,321	195
Wednesday, December 31, 2025	\$84,404,356	151	Monday, December 30, 2024	\$215,248,936	372
Tuesday, December 30, 2025	\$183,538,500	349	Sunday, December 29, 2024	\$6,667,427	16
<b>Total</b>	<b>\$314,758,756</b>	<b>571</b>	<b>Total</b>	<b>\$452,798,212</b>	<b>819</b>

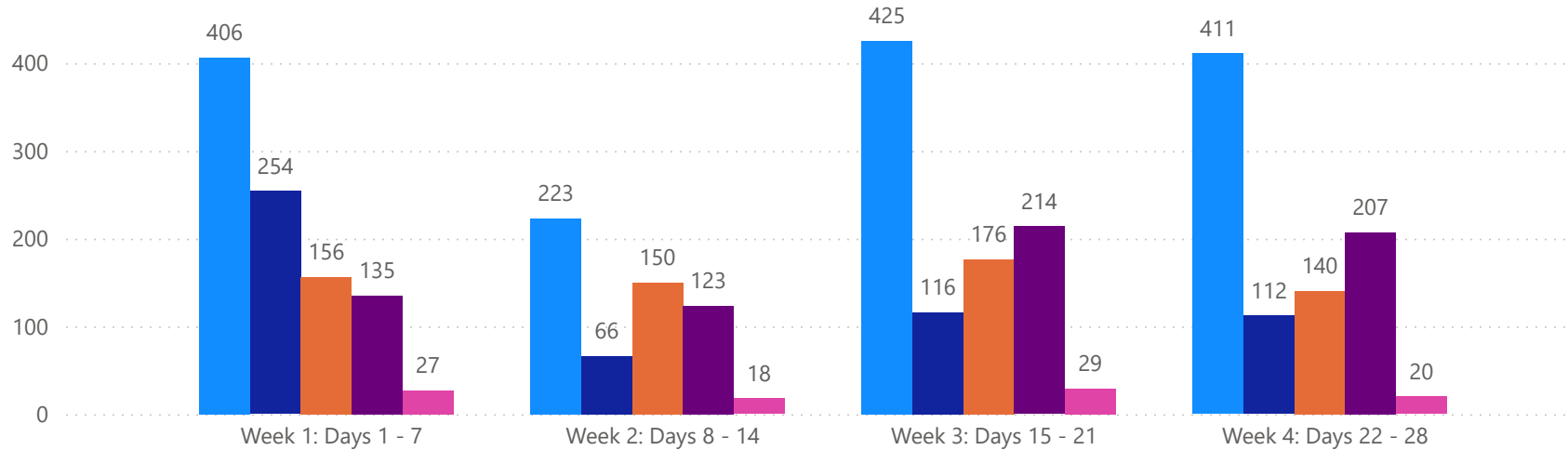


# 4 WEEK REAL ESTATE MARKET REPORT

## TAMPA BAY - CONDO

### 1/5/2026

**MLS Status** ● Active ● Canceled ● Pending ● Sold ● Temporarily Off-Market



*All data is current as of today, though some MLS statuses may have changed from prior days.*

### TOTALS

MLS Status	4 Week Total
Active	1465
Canceled	548
Pending	622
Sold	679
Temporarily Off-Market	94

### DAILY MARKET CHANGE

Category	Sum of Total
Back on the Market	5
New Listings	23
Price Decrease	35
Price Increase	0

\*Back on Market can be from these sources - Pending, Temp Off Market, Cancelled and Expired Listing)

### 7 DAY SOLD COMPARISON

Closed Prior Year	Volume	Count	Closed Prior Year	Volume	Count
Friday, January 02, 2026	\$14,385,273	15	Friday, January 03, 2025	\$55,858,075	38
Thursday, January 01, 2026	\$200,000	1	Thursday, January 02, 2025	\$3,180,500	17
Wednesday, December 31, 2025	\$21,087,640	41	Tuesday, December 31, 2024	\$13,225,252	40
Tuesday, December 30, 2025	\$37,778,794	78	Monday, December 30, 2024	\$19,166,400	45
<b>Total</b>	<b>\$73,451,707</b>	<b>135</b>	Sunday, December 29, 2024	\$245,000	1
			<b>Total</b>	<b>\$91,675,227</b>	<b>141</b>

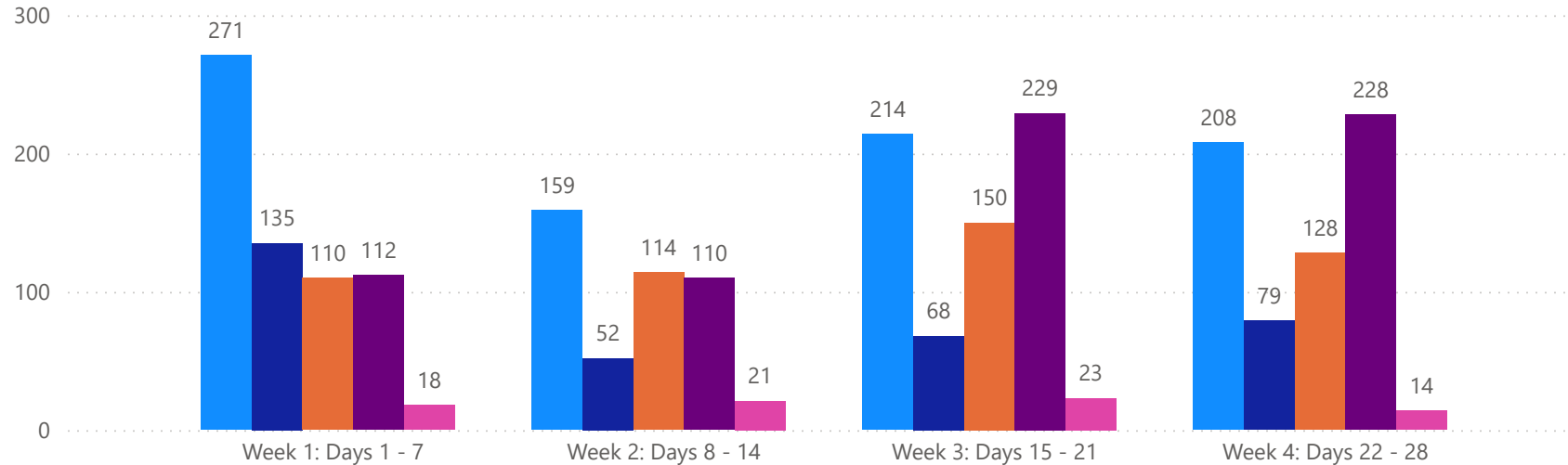


# 4 WEEK REAL ESTATE MARKET REPORT

## PINELLAS COUNTY - SINGLE FAMILY HOME

### 1/5/2026

**MLSStatus** ● Active ● Canceled ● Pending ● Sold ● Temporarily Off-Market



*All data is current as of today, though some MLS statuses may have changed from prior days.*

### TOTALS

MLS Status	4 Week Total
Active	852
Canceled	334
Pending	502
Sold	679
Temporarily Off-Market	76

### DAILY MARKET CHANGE

Category	Sum of Pinellas
Back on the Market	10
New Listings	22
Price Decrease	35
Price Increase	2

\*Back on Market can be from these sources - Pending, Temp Off Market, Cancelled and Expired Listing)

### 7 DAY SOLD COMPARISON

Closed Prior Year	Volume	Count	Closed Prior Year	Volume	Count
Sunday, January 04, 2026	\$510,000	1	Saturday, January 04, 2025	\$1,400,000	2
Friday, January 02, 2026	\$6,633,150	12	Friday, January 03, 2025	\$22,075,400	39
Thursday, January 01, 2026	\$2,050,000	1	Thursday, January 02, 2025	\$11,824,600	23
Wednesday, December 31, 2025	\$22,847,526	39	Tuesday, December 31, 2024	\$30,647,900	52
Tuesday, December 30, 2025	\$32,697,860	59	Monday, December 30, 2024	\$49,717,974	79
<b>Total</b>	<b>\$64,738,536</b>	<b>112</b>	Sunday, December 29, 2024	\$284,000	1
			<b>Total</b>	<b>\$115,949,874</b>	<b>196</b>

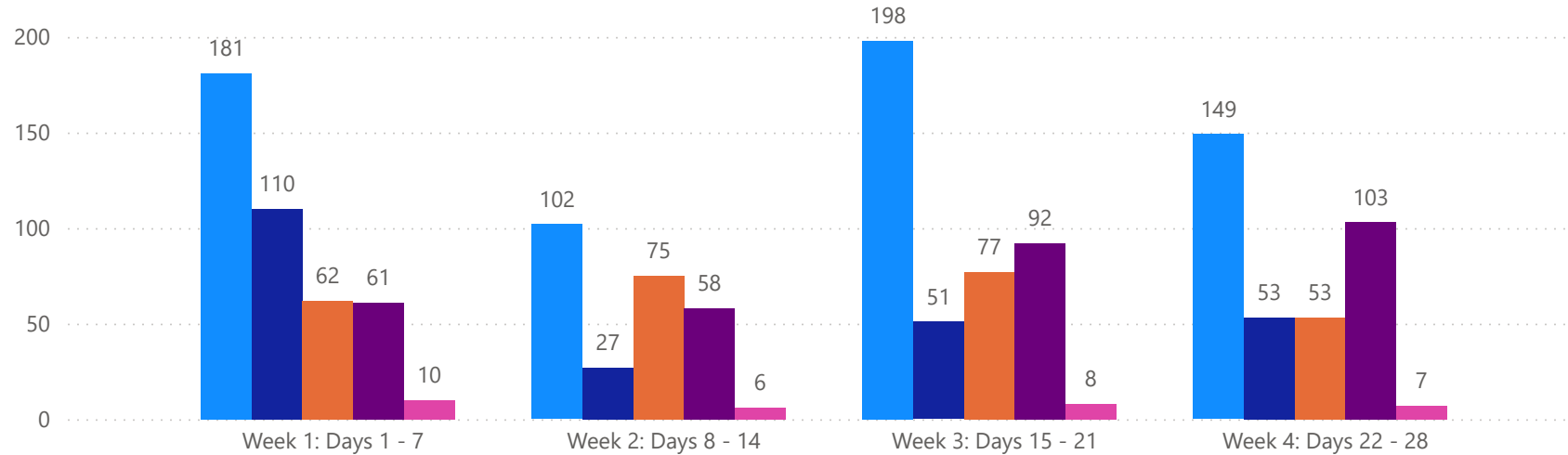


# 4 WEEK REAL ESTATE MARKET REPORT

## PINELLAS COUNTY - CONDO

1/5/2026

**MLSStatus** ● Active ● Canceled ● Pending ● Sold ● Temporarily Off-Market



*All data is current as of today, though some MLS statuses may have changed from prior days.*

### TOTALS

MLS Status	4 Week Total
Active	630
Canceled	241
Pending	267
Sold	314
Temporarily Off-Market	31

### DAILY MARKET CHANGE

Category	Sum of Pinellas
Back on the Market	0
New Listings	7
Price Decrease	13
Price Increase	0

\*Back on Market can be from these sources - Pending, Temp Off Market, Cancelled and Expired Listing)

### 7 DAY SOLD COMPARISON

Closed Prior Year	Volume	Count	Closed Prior Year	Volume	Count
Friday, January 02, 2026	\$9,208,773	6	Friday, January 03, 2025	\$7,514,000	14
Thursday, January 01, 2026	\$200,000	1	Thursday, January 02, 2025	\$2,103,500	13
Wednesday, December 31, 2025	\$10,771,240	18	Tuesday, December 31, 2024	\$6,774,300	20
Tuesday, December 30, 2025	\$26,646,224	36	Monday, December 30, 2024	\$11,551,500	24
<b>Total</b>	<b>\$46,826,237</b>	<b>61</b>	<b>Total</b>	<b>\$27,943,300</b>	<b>71</b>

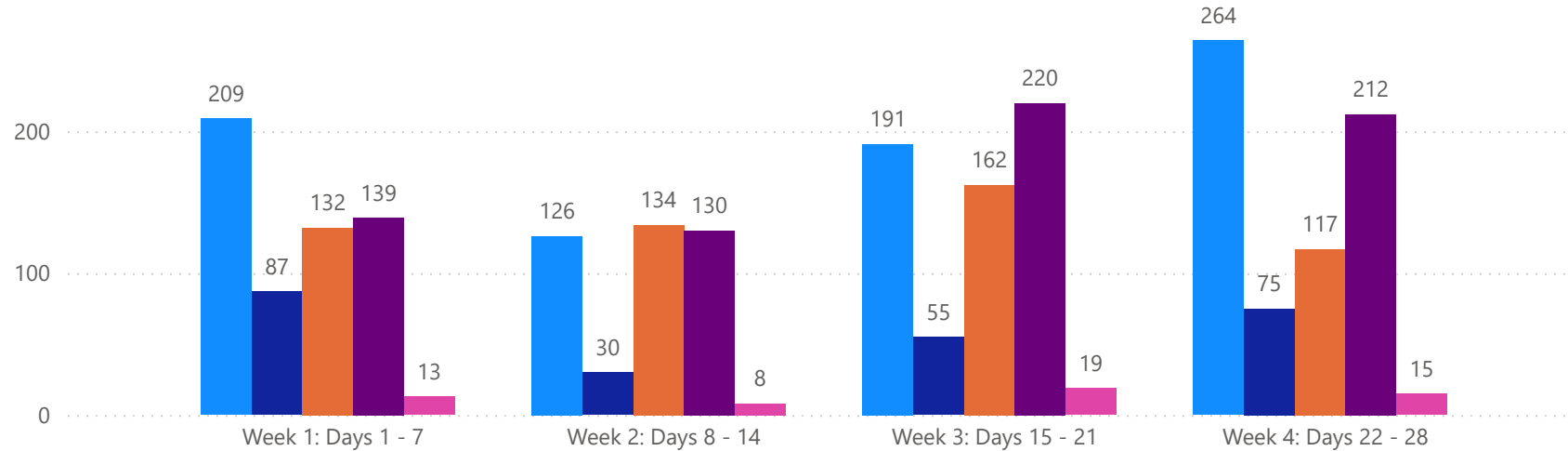


# 4 WEEK REAL ESTATE MARKET REPORT

## PASCO COUNTY - SINGLE FAMILY HOME

### 1/5/2026

**MLS Status** ● Active ● Canceled ● Pending ● Sold ● Temporarily Off-Market



*All data is current as of today, though some MLS statuses may have changed from prior days.*

### TOTALS

MLS Status	4 Week Total
Active	790
Canceled	247
Pending	545
Sold	701
Temporarily Off-Market	55

### DAILY MARKET CHANGE

Category	Sum of Pasco
Back on the Market	2
New Listings	9
Price Decrease	14
Price Increase	1

\*Back on Market can be from these sources - Pending, Temp Off Market, Cancelled and Expired Listing)

### 7 DAY SOLD COMPARISON

Closed Prior Year	Volume	Count	Closed Prior Year	Volume	Count
Monday, January 05, 2026	\$1,473,986	1	Saturday, January 04, 2025	\$728,800	2
Friday, January 02, 2026	\$10,593,660	20	Friday, January 03, 2025	\$8,938,280	24
Thursday, January 01, 2026	\$190,000	1	Thursday, January 02, 2025	\$4,989,681	15
Wednesday, December 31, 2025	\$11,181,170	30	Tuesday, December 31, 2024	\$11,342,789	28
Tuesday, December 30, 2025	\$38,383,505	87	Monday, December 30, 2024	\$30,352,115	71
<b>Total</b>	<b>\$61,822,321</b>	<b>139</b>	Sunday, December 29, 2024	\$2,865,450	7
			<b>Total</b>	<b>\$59,217,115</b>	<b>147</b>

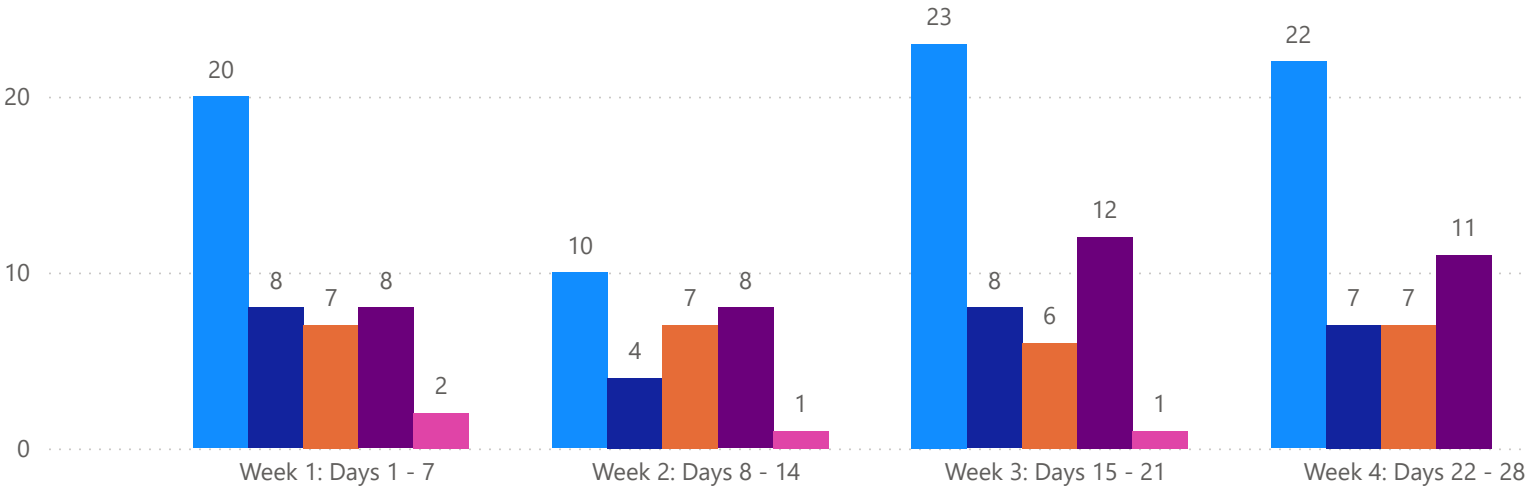


# 4 WEEK REAL ESTATE MARKET REPORT

## PASCO COUNTY - CONDO

### 1/5/2026

**MLSStatus** ● Active ● Canceled ● Pending ● Sold ● Temporarily Off-Market



All data is current as of today, though some MLS statuses may have changed from prior days.

### TOTALS

MLS Status	4 Week Total
Active	75
Canceled	27
Pending	27
Sold	39
Temporarily Off-Market	4


### DAILY MARKET CHANGE

Category	Sum of Pasco
Back on the Market	0
New Listings	2
Price Decrease	2
Price Increase	0

\*Back on Market can be from these sources - Pending, Temp Off Market, Cancelled and Expired Listing)

### 7 DAY SOLD COMPARISON

Closed Prior Year	Volume	Count	Closed Prior Year	Volume	Count
Friday, January 02, 2026	\$240,000	1	Friday, January 03, 2025	\$262,000	1
Wednesday, December 31, 2025	\$460,000	3	Tuesday, December 31, 2024	\$225,000	2
Tuesday, December 30, 2025	\$592,000	4	Monday, December 30, 2024	\$326,000	2
<b>Total</b>	<b>\$1,292,000</b>	<b>8</b>	<b>Total</b>	<b>\$813,000</b>	<b>5</b>



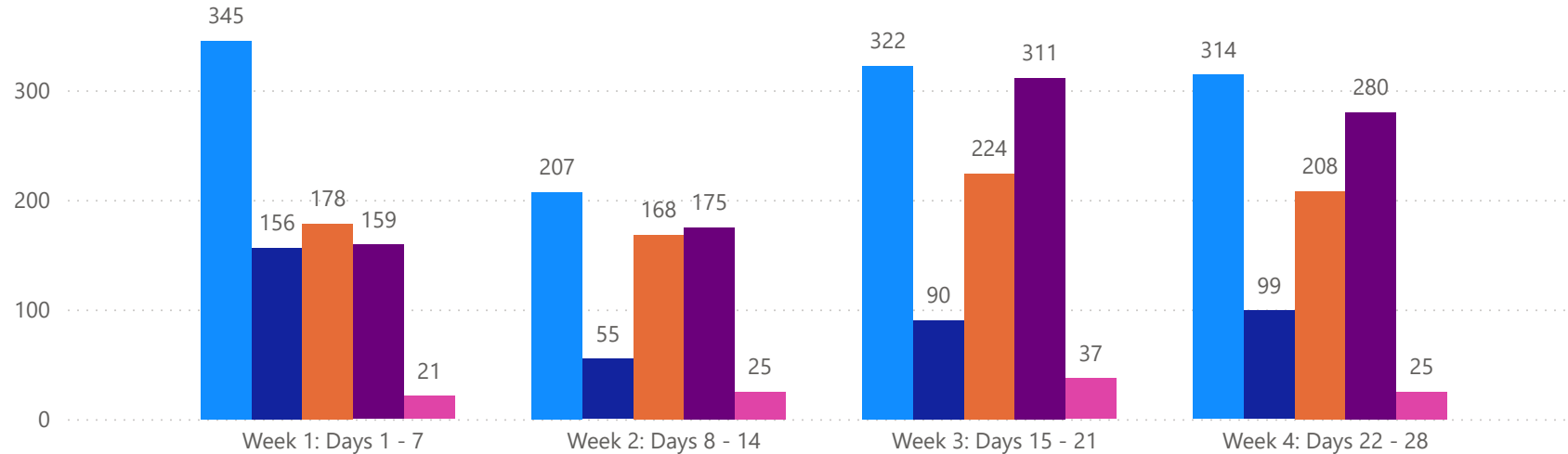


# 4 WEEK REAL ESTATE MARKET REPORT

## HILLSBOROUGH COUNTY - SINGLE FAMILY HOME

### 1/5/2026

**MLS Status** ● Active ● Canceled ● Pending ● Sold ● Temporarily Off-Market



*All data is current as of today, though some MLS statuses may have changed from prior days.*

### TOTALS

MLS Status	4 Week Total
Active	1188
Canceled	400
Pending	778
Sold	925
Temporarily Off-Market	108

### DAILY MARKET CHANGE

Category	Sum of Hillsborough	*Back on Market can be from these sources - Pending, Temp Off Market, Cancelled and Expired Listing)
Back on the Market	5	
New Listings	13	
Price Decrease	30	
Price Increase	0	

### 7 DAY SOLD COMPARISON

Closed Prior Year	Volume	Count	Closed Prior Year	Volume	Count
Saturday, January 03, 2026	\$435,000	1	Saturday, January 04, 2025	\$2,409,000	2
Friday, January 02, 2026	\$9,793,300	14	Friday, January 03, 2025	\$14,908,381	36
Thursday, January 01, 2026	\$3,073,000	5	Thursday, January 02, 2025	\$10,737,512	22
Wednesday, December 31, 2025	\$25,541,742	44	Wednesday, January 01, 2025	\$214,000	1
Tuesday, December 30, 2025	\$44,543,426	95	Tuesday, December 31, 2024	\$26,240,406	56
<b>Total</b>	<b>\$83,386,468</b>	<b>159</b>	Monday, December 30, 2024	\$57,705,241	108
			Sunday, December 29, 2024	\$1,948,390	5
			<b>Total</b>	<b>\$114,162,930</b>	<b>230</b>

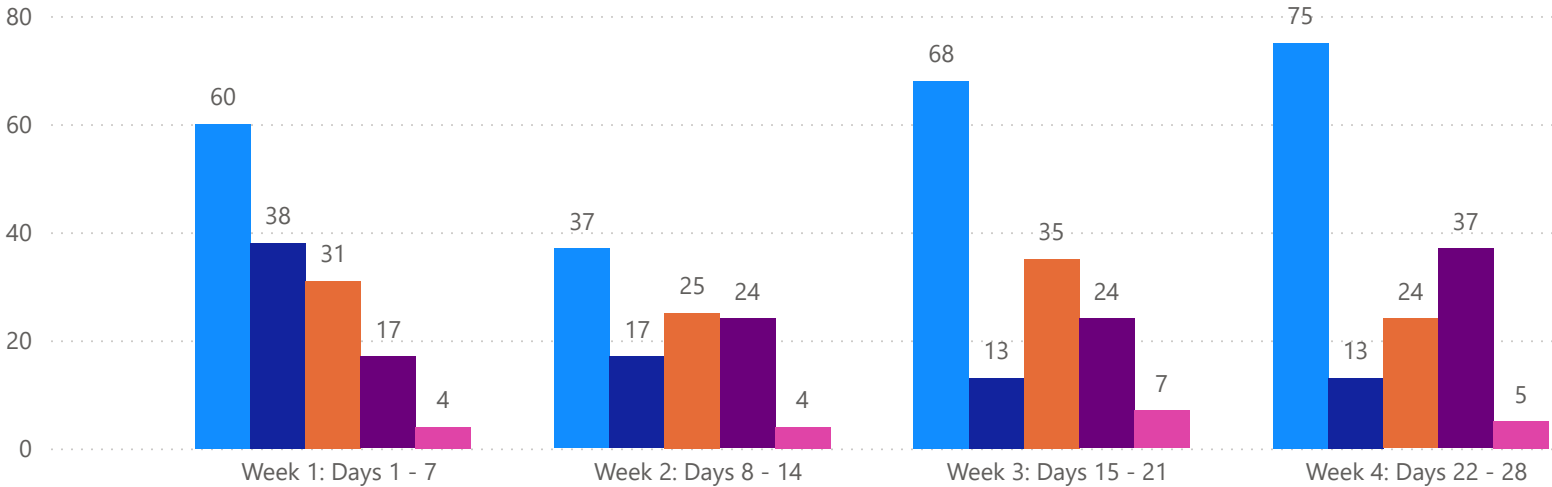


# 4 WEEK REAL ESTATE MARKET REPORT

## HILLSBOROUGH COUNTY - CONDO

1/5/2026

**MLSStatus** ● Active ● Canceled ● Pending ● Sold ● Temporarily Off-Market



*All data is current as of today, though some MLS statuses may have changed from prior days.*

### TOTALS

MLS Status	4 Week Total
Active	240
Canceled	81
Pending	115
Sold	102
Temporarily Off-Market	20

### DAILY MARKET CHANGE

Category	Sum of Hillsborough
Back on the Market	4
New Listings	3
Price Decrease	6
Price Increase	0

\*Back on Market can be from these sources - Pending, Temp Off Market, Cancelled and Expired Listing)

### 7 DAY SOLD COMPARISON

Closed Prior Year	Volume	Count	Closed Prior Year	Volume	Count
Wednesday, December 31, 2025	\$3,122,000	6	Friday, January 03, 2025	\$1,835,975	8
Tuesday, December 30, 2025	\$2,199,000	11	Thursday, January 02, 2025	\$482,000	2
<b>Total</b>	<b>\$5,321,000</b>	<b>17</b>	Tuesday, December 31, 2024	\$1,712,900	7
			Monday, December 30, 2024	\$3,411,400	12
			Sunday, December 29, 2024	\$245,000	1
			<b>Total</b>	<b>\$7,687,275</b>	<b>30</b>

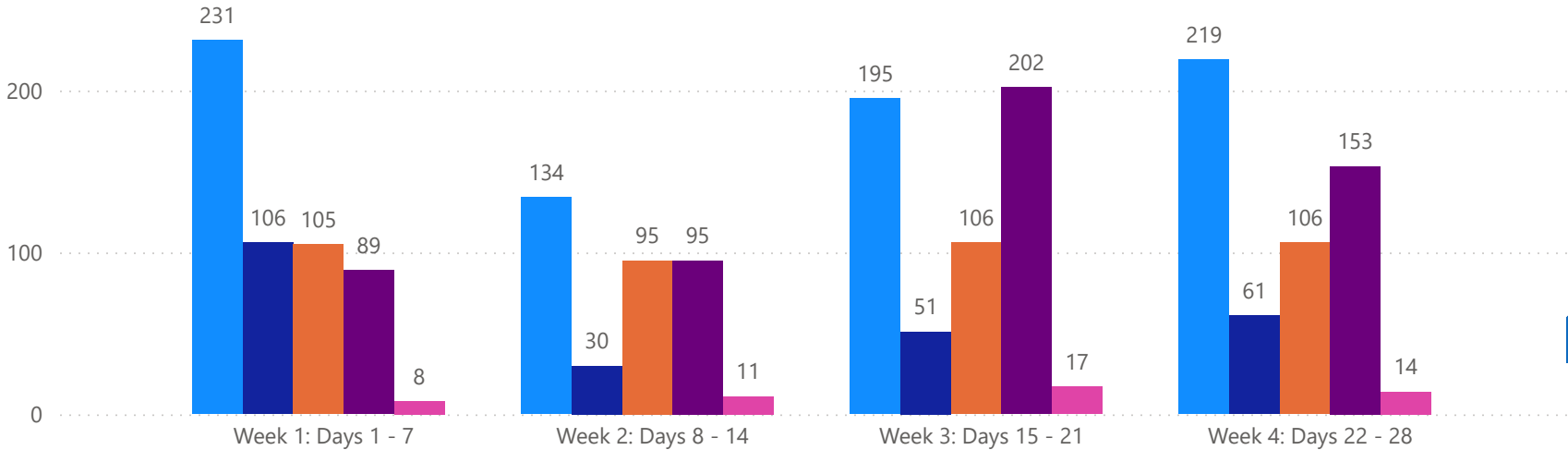


# 4 WEEK REAL ESTATE MARKET REPORT

## SARASOTA COUNTY - SINGLE FAMILY HOME

1/5/2026

MLS Status ● Active ● Canceled ● Pending ● Sold ● Temporarily Off-Market



All data is current as of today, though some MLS statuses may have changed from prior days.

### TOTALS

MLS Status	4 Week Total
Active	779
Canceled	248
Pending	412
Sold	539
Temporarily Off-Market	50


### DAILY MARKET CHANGE

Category	Sum of Sarasota
Back on the Market	4
New Listings	9
Price Decrease	12
Price Increase	0

\*Back on Market can be from these sources - Pending, Temp Off Market, Cancelled and Expired Listing)

### 7 DAY SOLD COMPARISON

Closed Prior Year	Volume	Count	Closed Prior Year	Volume	Count
Friday, January 02, 2026	\$4,751,000	7	Friday, January 03, 2025	\$16,164,669	28
Thursday, January 01, 2026	\$1,269,804	1	Thursday, January 02, 2025	\$13,172,400	13
Wednesday, December 31, 2025	\$13,799,168	21	Wednesday, January 01, 2025	\$239,900	1
Tuesday, December 30, 2025	\$41,781,450	60	Tuesday, December 31, 2024	\$15,855,506	26
<b>Total</b>	<b>\$61,601,422</b>	<b>89</b>	Monday, December 30, 2024	\$46,267,367	53
			Sunday, December 29, 2024	\$1,149,167	2
			<b>Total</b>	<b>\$92,849,009</b>	<b>123</b>

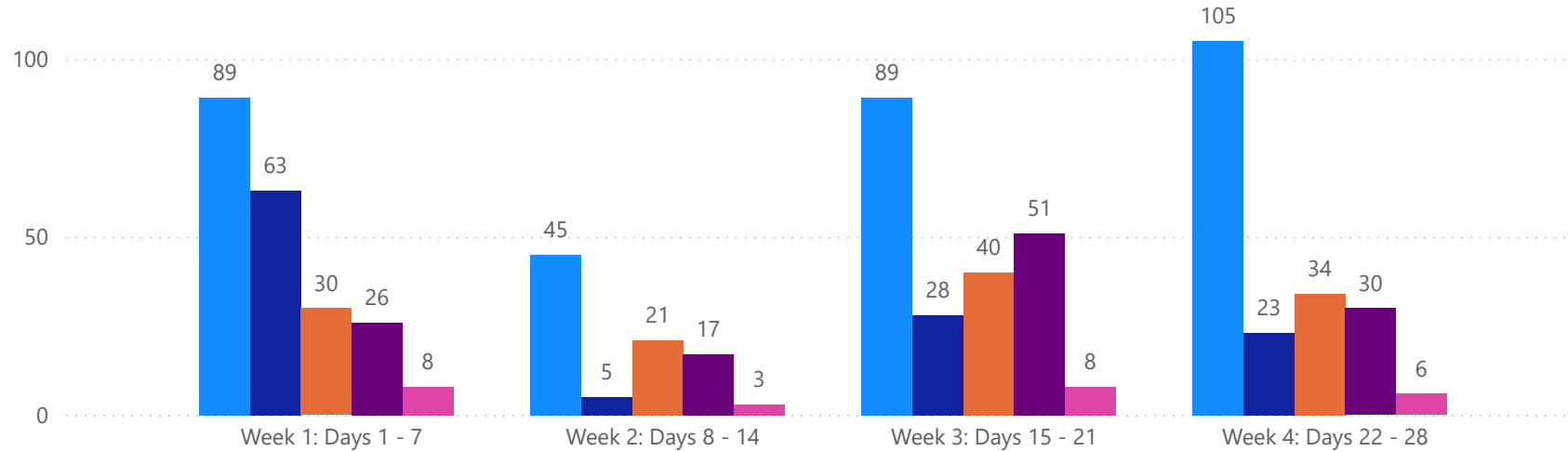


# 4 WEEK REAL ESTATE MARKET REPORT

## SARASOTA COUNTY - CONDO

1/5/2026

**MLSStatus** ● Active ● Canceled ● Pending ● Sold ● Temporarily Off-Market



*All data is current as of today, though some MLS statuses may have changed from prior days.*

### TOTALS

MLS Status	4 Week Total
Active	328
Canceled	119
Pending	125
Sold	124
Temporarily Off-Market	25

### DAILY MARKET CHANGE

Category	Sum of Sarasota
Back on the Market	1
New Listings	4
Price Decrease	7
Price Increase	0

\*Back on Market can be from these sources - Pending, Temp Off Market, Cancelled and Expired Listing)

### 7 DAY SOLD COMPARISON

Closed Prior Year	Volume	Count	Closed Prior Year	Volume	Count
Friday, January 02, 2026	\$4,576,500	7	Friday, January 03, 2025	\$45,214,900	10
Wednesday, December 31, 2025	\$3,849,500	7	Thursday, January 02, 2025	\$595,000	2
Tuesday, December 30, 2025	\$4,666,570	12	Tuesday, December 31, 2024	\$1,013,500	4
<b>Total</b>	<b>\$13,092,570</b>	<b>26</b>	Monday, December 30, 2024	\$2,344,000	3
			<b>Total</b>	<b>\$49,167,400</b>	<b>19</b>

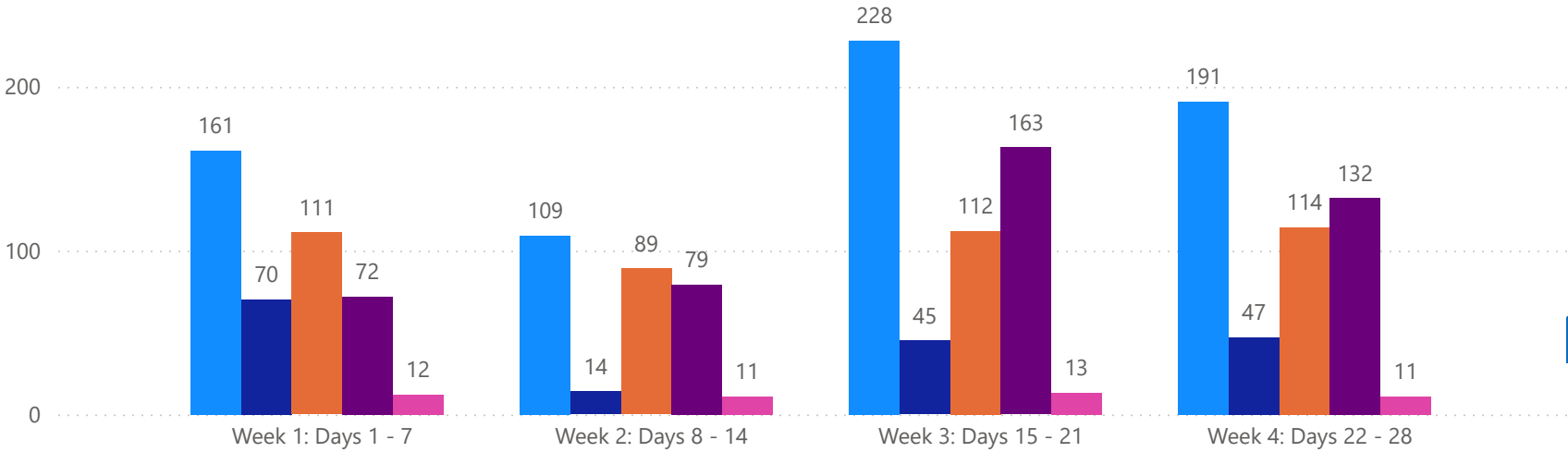


# 4 WEEK REAL ESTATE MARKET REPORT

## MANATEE COUNTY - SINGLE FAMILY HOME

### 1/5/2026

**MLSStatus** ● Active ● Canceled ● Pending ● Sold ● Temporarily Off-Market



All data is current as of today, though some MLS statuses may have changed from prior days.

### TOTALS

MLS Status	4 Week Total
Active	689
Canceled	176
Pending	426
Sold	446
Temporarily Off-Market	47

### DAILY MARKET CHANGE

Category	Sum of Manatee
Back on the Market	5
New Listings	87
Price Decrease	13
Price Increase	2

\*Back on Market can be from these sources - Pending, Temp Off Market, Cancelled and Expired Listing)

### 7 DAY SOLD COMPARISON

Closed Prior Year	Volume	Count	Closed Prior Year	Volume	Count
Saturday, January 03, 2026	\$2,400,000	1	Saturday, January 04, 2025	\$600,000	1
Friday, January 02, 2026	\$3,293,000	5	Friday, January 03, 2025	\$9,450,280	17
Thursday, January 01, 2026	\$350,000	1	Thursday, January 02, 2025	\$5,877,625	10
Wednesday, December 31, 2025	\$11,034,750	17	Tuesday, December 31, 2024	\$23,064,720	33
Tuesday, December 30, 2025	\$26,132,259	48	Monday, December 30, 2024	\$31,206,239	61
<b>Total</b>	<b>\$43,210,009</b>	<b>72</b>	Sunday, December 29, 2024	\$420,420	1
			<b>Total</b>	<b>\$70,619,284</b>	<b>123</b>

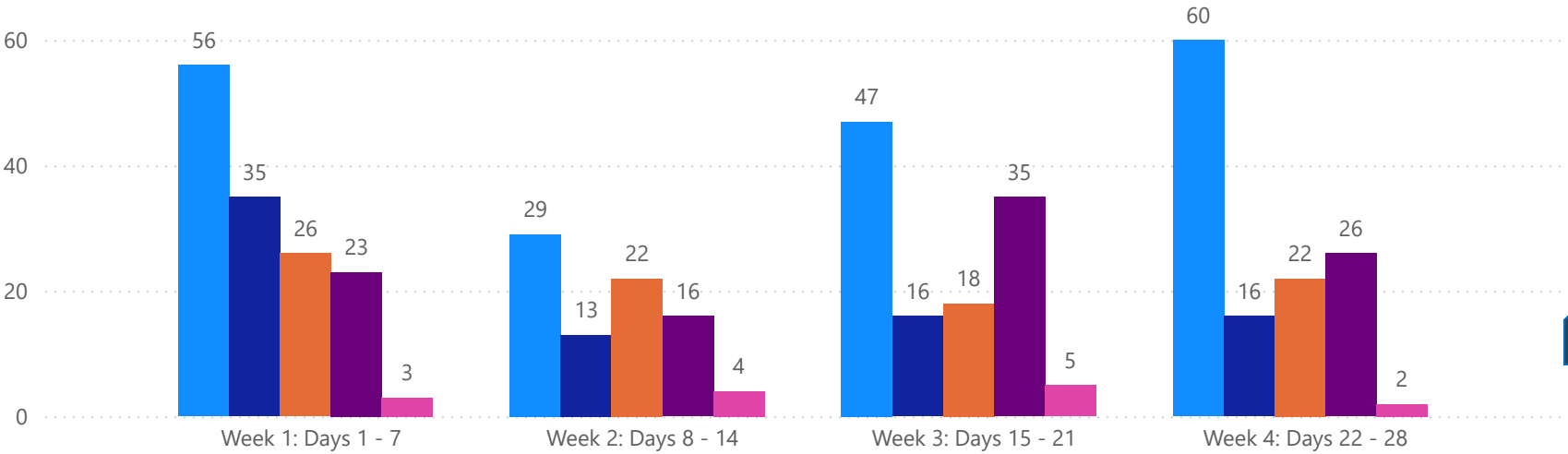


# 4 WEEK REAL ESTATE MARKET REPORT

## MANATEE COUNTY - CONDO

1/5/2026

**MLSStatus** ● Active ● Canceled ● Pending ● Sold ● Temporarily Off-Market



### TOTALS

MLS Status	4 Week Total
Active	192
Canceled	80
Pending	88
Sold	100
Temporarily Off-Market	14

### DAILY MARKET CHANGE

Category	Sum of Manatee
Back on the Market	0
New Listings	7
Price Decrease	7
Price Increase	0

\*Back on Market can be from these sources - Pending, Temp Off Market, Cancelled and Expired Listing)

### 7 DAY SOLD COMPARISON

Closed Prior Year	Volume	Count
Friday, January 02, 2026	\$360,000	1
Wednesday, December 31, 2025	\$2,884,900	7
Tuesday, December 30, 2025	\$3,675,000	15
<b>Total</b>	<b>\$6,919,900</b>	<b>23</b>

Closed Prior Year	Volume	Count
Friday, January 03, 2025	\$1,031,200	5
Tuesday, December 31, 2024	\$3,499,552	7
Monday, December 30, 2024	\$1,533,500	4
<b>Total</b>	<b>\$6,064,252</b>	<b>16</b>

