



## 4 WEEK REAL ESTATE MARKET REPORT

Tuesday, January 6, 2026

*As of: Wednesday, January 7, 2026*

- 1 Report Breakdown
- 2 Cumulative Tampa Bay Report - Single Family Home
- 3 Cumulative Tampa Bay Report - Condominium
- 4 Pinellas County - Single Family Home
- 5 Pinellas County - Condominium
- 6 Pasco County - Single Family Home
- 7 Pasco County - Condominium
- 8 Hillsborough County - Single Family Home
- 9 Hillsborough County - Condominium
- 10 Sarasota County - Single Family Home
- 11 Sarasota County - Condominium
- 12 Manatee County - Single Family Home
- 13 Manatee County - Condominium

# 4 WEEK REAL ESTATE MARKET REPORT

## REPORT BREAKDOWN

Tuesday, January 6, 2026

as of: 1/7/2026

Day 1	Tuesday, January 6, 2026
Day 2	Monday, January 5, 2026
Day 3	Sunday, January 4, 2026
Day 4	Saturday, January 3, 2026
Day 5	Friday, January 2, 2026
Day 6	Wednesday, January 7, 2026
Day 7	Tuesday, January 6, 2026
Day 8	Monday, January 5, 2026
Day 9	Sunday, January 4, 2026
Day 10	Saturday, January 3, 2026
Day 11	Friday, January 2, 2026
Day 12	Thursday, January 1, 2026
Day 13	Wednesday, December 31, 2025
Day 14	Tuesday, December 30, 2025
Day 15	Monday, December 29, 2025
Day 16	Sunday, December 28, 2025
Day 17	Saturday, December 27, 2025
Day 18	Friday, December 26, 2025
Day 19	Thursday, December 25, 2025
Day 20	Wednesday, December 24, 2025
Day 21	Tuesday, December 23, 2025
Day 22	Monday, December 22, 2025
Day 23	Sunday, December 21, 2025
Day 24	Saturday, December 20, 2025
Day 25	Friday, December 19, 2025
Day 26	Thursday, December 18, 2025
Day 27	Wednesday, December 17, 2025
Day 28	Tuesday, December 16, 2025

### REPORT BREAKDOWN

#### GRAPH:

Active - Newly listed during the date range

Pending - Status changed to 'pending' during the date range

Sold - Closed during the date range

Canceled - Canceled during the date range

Temp off Market - Status changed to 'temp' off market' during the date range

The date ranges are not cumulative.

Day 1: Tuesday, January 6, 2026

Day 28: Tuesday, December 16, 2025

#### TOTALS:

4 Weeks: The summation of each date range (Day 1 - Day 28)

#### Market Changes

Day 1's New Listings, Price Increase, Price Decreases and Back on Market

Manatee County - Single Family Home

#### 7 Day Sold Comparison

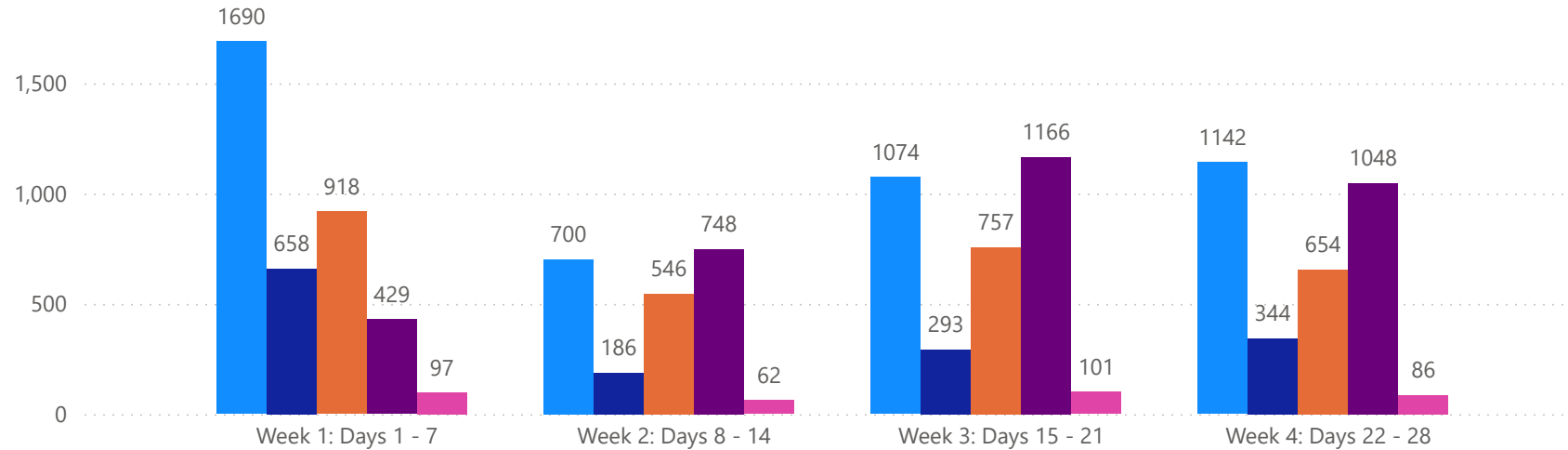
Compares the sold amount and volume in the last 7 days against the same timeframe in the prior year and days 8 - days 14.

# 4 WEEK REAL ESTATE MARKET REPORT

## TAMPA BAY - SINGLE FAMILY HOME

### 1/6/2026

**MLS Status** ● Active ● Canceled ● Pending ● Sold ● Temporarily Off-Market



All data is current as of today, though some MLS statuses may have changed from prior days.

### TOTALS

MLS Status	4 Week Total
Active	4606
Canceled	1481
Pending	2875
Sold	3391
Temporarily Off-Market	346

### DAILY MARKET CHANGE

Category	Sum of Total
Back on the Market	70
New Listings	227
Price Decrease	420
Price Increase	110

\*Back on Market can be from these sources - Pending, Temp Off Market, Cancelled and Expired Listing)

### 7 DAY SOLD COMPARISON

Closed Prior Year	Volume	Count	Closed Prior Year	Volume	Count
Tuesday, January 06, 2026	\$29,232,558	58	Saturday, January 04, 2025	\$5,137,800	7
Monday, January 05, 2026	\$60,599,421	98	Friday, January 03, 2025	\$71,537,010	144
Sunday, January 04, 2026	\$510,000	1	Thursday, January 02, 2025	\$46,601,818	83
Saturday, January 03, 2026	\$3,789,140	4	Wednesday, January 01, 2025	\$453,900	2
Friday, January 02, 2026	\$52,126,170	91	Tuesday, December 31, 2024	\$107,151,321	195
Thursday, January 01, 2026	\$25,904,099	23	Monday, December 30, 2024	\$215,248,936	372
Wednesday, December 31, 2025	\$85,640,346	154	<b>Total</b>	<b>\$446,130,785</b>	<b>803</b>
<b>Total</b>	<b>\$257,801,734</b>	<b>429</b>			

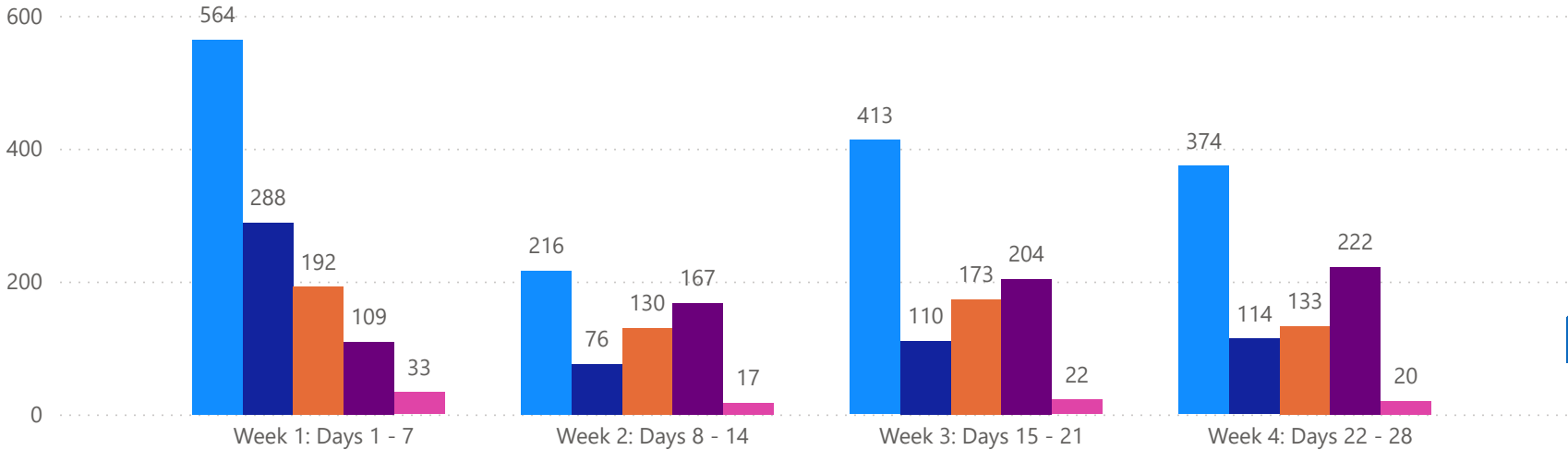


# 4 WEEK REAL ESTATE MARKET REPORT

## TAMPA BAY - CONDO

1/6/2026

MLS Status ● Active ● Canceled ● Pending ● Sold ● Temporarily Off-Market



All data is current as of today, though some MLS statuses may have changed from prior days.

### TOTALS

MLS Status	4 Week Total
Active	1567
Canceled	588
Pending	628
Sold	702
Temporarily Off-Market	92

### DAILY MARKET CHANGE

Category	Sum of Total
Back on the Market	25
New Listings	71
Price Decrease	119
Price Increase	3

\*Back on Market can be from these sources - Pending, Temp Off Market, Cancelled and Expired Listing)

### 7 DAY SOLD COMPARISON

Closed Prior Year	Volume	Count	Closed Prior Year	Volume	Count
Tuesday, January 06, 2026	\$13,008,855	12	Friday, January 03, 2025	\$55,858,075	38
Monday, January 05, 2026	\$17,395,908	30	Thursday, January 02, 2025	\$3,180,500	17
Friday, January 02, 2026	\$17,063,923	23	Tuesday, December 31, 2024	\$13,225,252	40
Thursday, January 01, 2026	\$481,500	3	Monday, December 30, 2024	\$19,166,400	45
Wednesday, December 31, 2025	\$21,087,640	41	<b>Total</b>	<b>\$91,430,227</b>	<b>140</b>
<b>Total</b>	<b>\$69,037,826</b>	<b>109</b>			

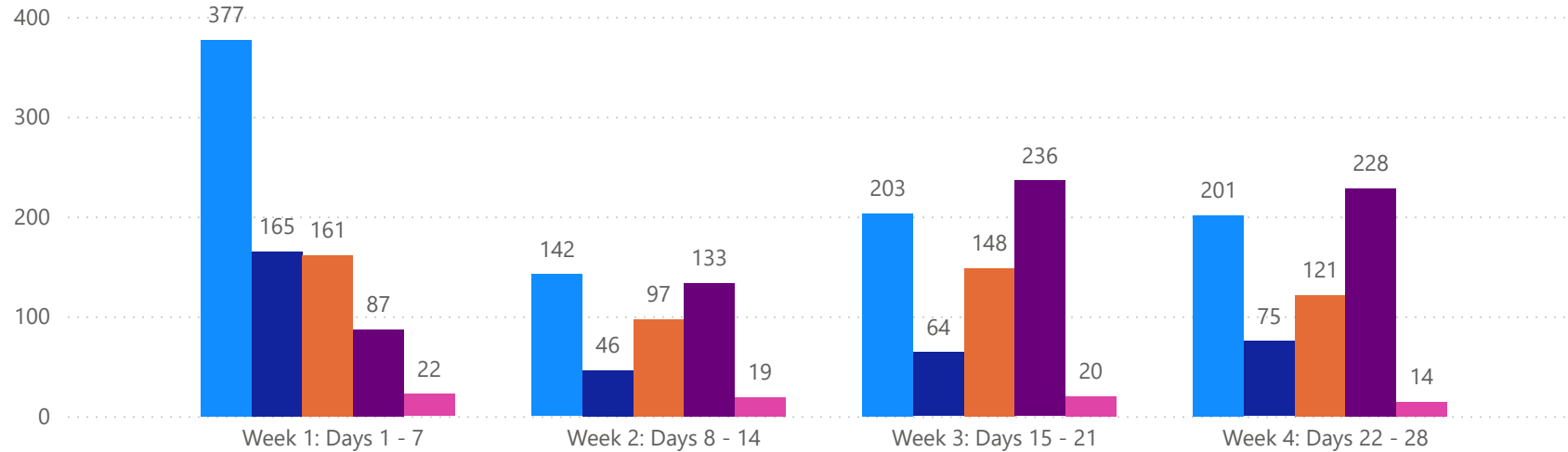


# 4 WEEK REAL ESTATE MARKET REPORT

## PINELLAS COUNTY - SINGLE FAMILY HOME

### 1/6/2026

**MLSStatus** ● Active ● Canceled ● Pending ● Sold ● Temporarily Off-Market



All data is current as of today, though some MLS statuses may have changed from prior days.

### TOTALS

MLS Status	4 Week Total
Active	923
Canceled	350
Pending	527
Sold	684
Temporarily Off-Market	75

### DAILY MARKET CHANGE

Category	Sum of Pinellas
Back on the Market	17
New Listings	41
Price Decrease	68
Price Increase	5

\*Back on Market can be from these sources - Pending, Temp Off Market, Cancelled and Expired Listing)

### 7 DAY SOLD COMPARISON

Closed Prior Year	Volume	Count	Closed Prior Year	Volume	Count
Tuesday, January 06, 2026	\$3,115,000	7	Saturday, January 04, 2025	\$1,400,000	2
Monday, January 05, 2026	\$6,684,000	18	Friday, January 03, 2025	\$22,075,400	39
Sunday, January 04, 2026	\$510,000	1	Thursday, January 02, 2025	\$11,824,600	23
Friday, January 02, 2026	\$8,993,050	16	Tuesday, December 31, 2024	\$30,647,900	52
Thursday, January 01, 2026	\$17,777,000	6	Monday, December 30, 2024	\$49,717,974	79
Wednesday, December 31, 2025	\$22,847,526	39	<b>Total</b>	<b>\$115,665,874</b>	<b>195</b>
<b>Total</b>	<b>\$59,926,576</b>	<b>87</b>			

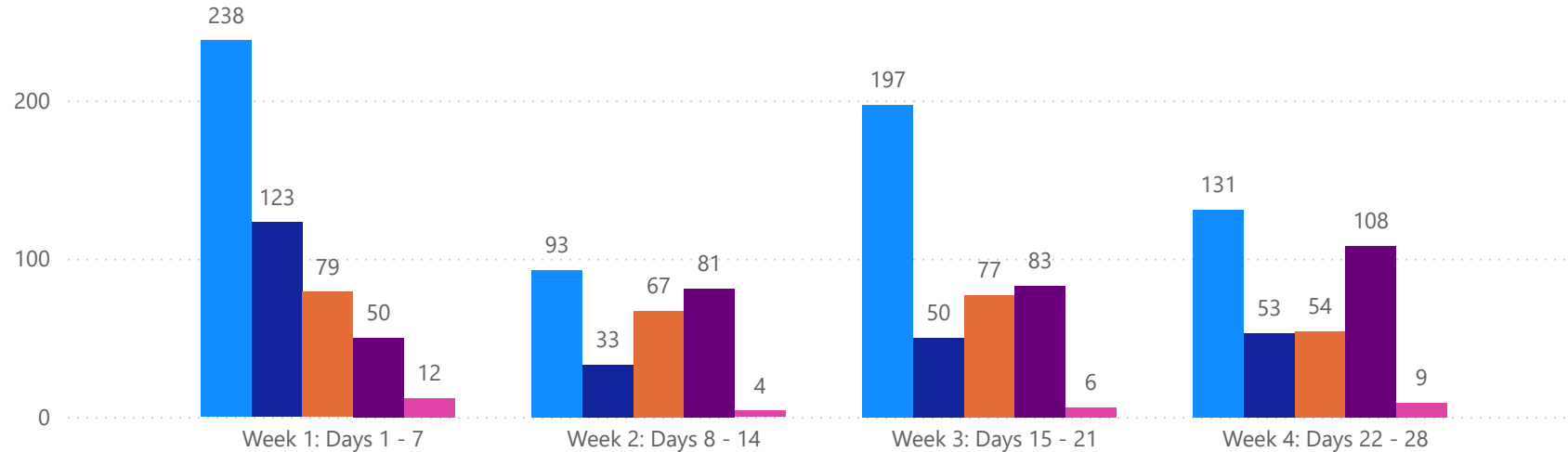


# 4 WEEK REAL ESTATE MARKET REPORT

## PINELLAS COUNTY - CONDO

1/6/2026

**MLSStatus** ● Active ● Canceled ● Pending ● Sold ● Temporarily Off-Market



All data is current as of today, though some MLS statuses may have changed from prior days.

### TOTALS

MLS Status	4 Week Total
Active	659
Canceled	259
Pending	277
Sold	322
Temporarily Off-Market	31

### DAILY MARKET CHANGE

Category	Sum of Pinellas
Back on the Market	12
New Listings	22
Price Decrease	51
Price Increase	1

\*Back on Market can be from these sources - Pending, Temp Off Market, Cancelled and Expired Listing)

### 7 DAY SOLD COMPARISON

Closed Prior Year	Volume	Count	Closed Prior Year	Volume	Count
Tuesday, January 06, 2026	\$2,070,000	4	Friday, January 03, 2025	\$7,514,000	14
Monday, January 05, 2026	\$11,211,308	17	Thursday, January 02, 2025	\$2,103,500	13
Friday, January 02, 2026	\$9,591,173	8	Tuesday, December 31, 2024	\$6,774,300	20
Thursday, January 01, 2026	\$481,500	3	Monday, December 30, 2024	\$11,551,500	24
Wednesday, December 31, 2025	\$10,771,240	18	<b>Total</b>	<b>\$27,943,300</b>	<b>71</b>
<b>Total</b>	<b>\$34,125,221</b>	<b>50</b>			

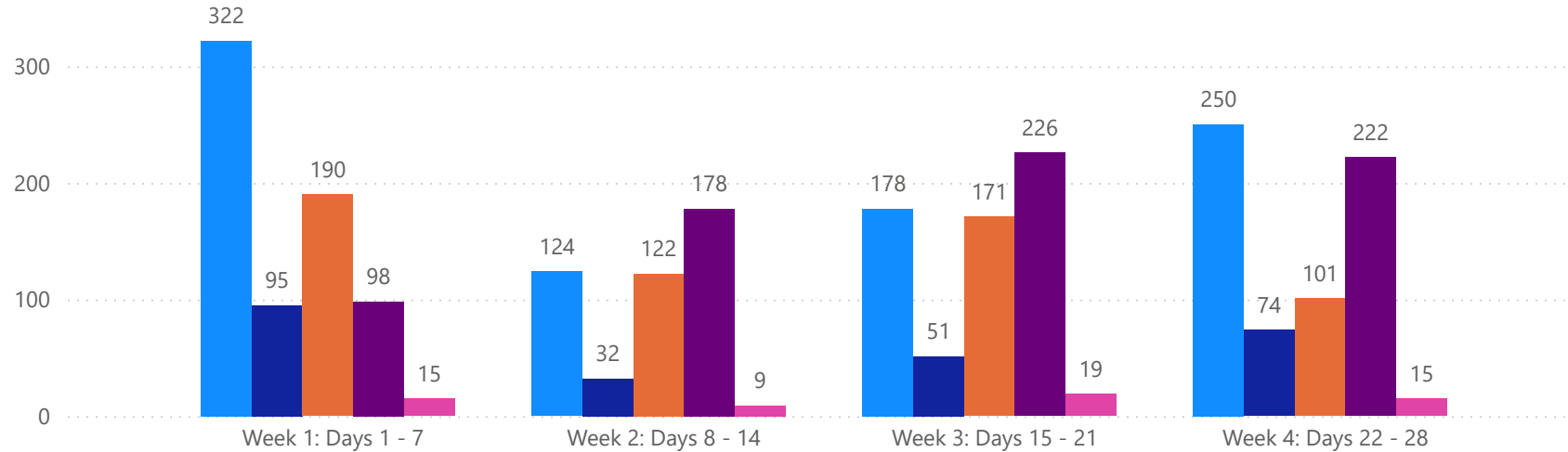


# 4 WEEK REAL ESTATE MARKET REPORT

## PASCO COUNTY - SINGLE FAMILY HOME

### 1/6/2026

**MLSStatus** ● Active ● Canceled ● Pending ● Sold ● Temporarily Off-Market



*All data is current as of today, though some MLS statuses may have changed from prior days.*

### TOTALS

MLS Status	4 Week Total
Active	874
Canceled	252
Pending	584
Sold	724
Temporarily Off-Market	58

### DAILY MARKET CHANGE

Category	Sum of Pasco
Back on the Market	17
New Listings	57
Price Decrease	96
Price Increase	44

\*Back on Market can be from these sources - Pending, Temp Off Market, Cancelled and Expired Listing)

### 7 DAY SOLD COMPARISON

Closed Prior Year	Volume	Count	Closed Prior Year	Volume	Count
Tuesday, January 06, 2026	\$2,776,000	9	Saturday, January 04, 2025	\$728,800	2
Monday, January 05, 2026	\$11,982,701	27	Friday, January 03, 2025	\$8,938,280	24
Friday, January 02, 2026	\$13,436,010	28	Thursday, January 02, 2025	\$4,989,681	15
Thursday, January 01, 2026	\$1,209,990	3	Tuesday, December 31, 2024	\$11,342,789	28
Wednesday, December 31, 2025	\$11,557,160	31	Monday, December 30, 2024	\$30,352,115	71
<b>Total</b>	<b>\$40,961,861</b>	<b>98</b>	<b>Total</b>	<b>\$56,351,665</b>	<b>140</b>

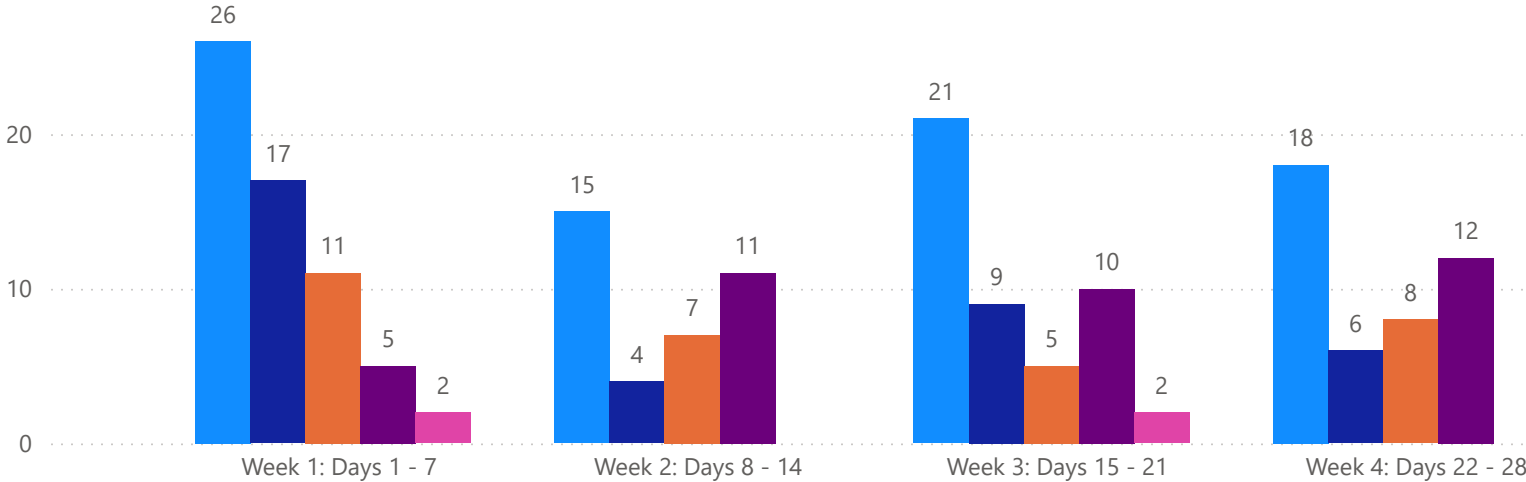


# 4 WEEK REAL ESTATE MARKET REPORT

## PASCO COUNTY - CONDO

1/6/2026

**MLSStatus** ● Active ● Canceled ● Pending ● Sold ● Temporarily Off-Market



*All data is current as of today, though some MLS statuses may have changed from prior days.*

### TOTALS

MLS Status	4 Week Total
Active	80
Canceled	36
Pending	31
Sold	38
Temporarily Off-Market	4

### DAILY MARKET CHANGE

Category	Sum of Pasco
Back on the Market	1
New Listings	4
Price Decrease	7
Price Increase	0

\*Back on Market can be from these sources - Pending, Temp Off Market, Cancelled and Expired Listing)

### 7 DAY SOLD COMPARISON

Closed Prior Year	Volume	Count	Closed Prior Year	Volume	Count
Tuesday, January 06, 2026	\$238,000	1	Friday, January 03, 2025	\$262,000	1
Friday, January 02, 2026	\$240,000	1	Tuesday, December 31, 2024	\$225,000	2
Wednesday, December 31, 2025	\$460,000	3	Monday, December 30, 2024	\$326,000	2
<b>Total</b>	<b>\$938,000</b>	<b>5</b>	<b>Total</b>	<b>\$813,000</b>	<b>5</b>

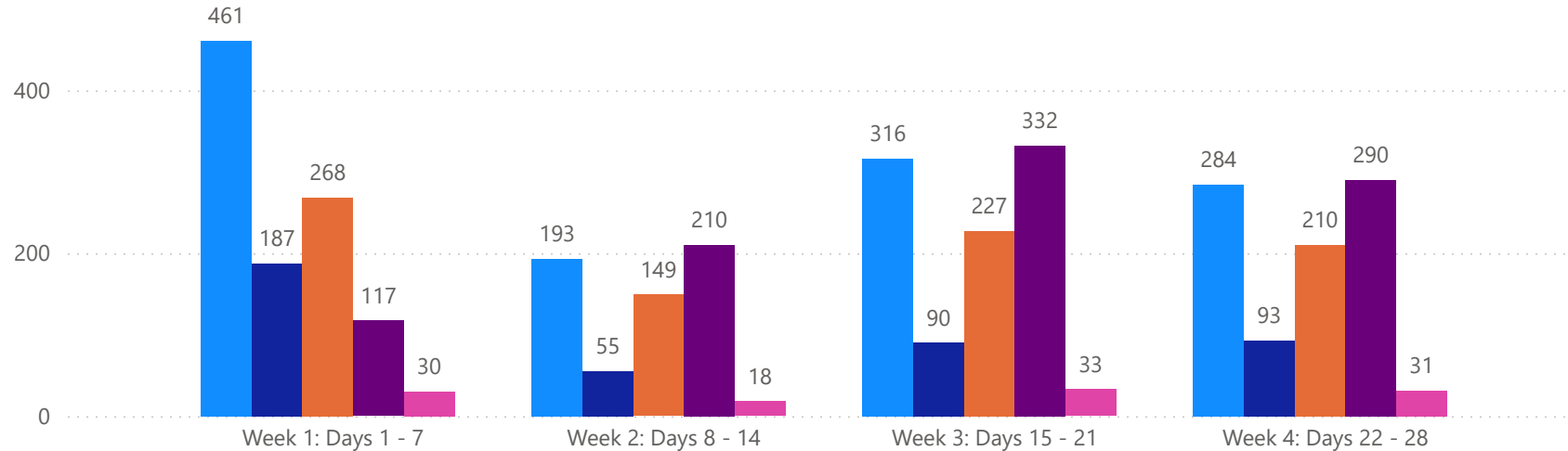


# 4 WEEK REAL ESTATE MARKET REPORT

## HILLSBOROUGH COUNTY - SINGLE FAMILY HOME

### 1/6/2026

**MLSStatus** ● Active ● Canceled ● Pending ● Sold ● Temporarily Off-Market



*All data is current as of today, though some MLS statuses may have changed from prior days.*

### TOTALS

MLS Status	4 Week Total
Active	1254
Canceled	425
Pending	854
Sold	949
Temporarily Off-Market	112

### DAILY MARKET CHANGE

Category	Sum of Hillsborough	*Back on Market can be from these sources - Pending, Temp Off Market, Cancelled and Expired Listing)
Back on the Market	15	
New Listings	58	
Price Decrease	124	
Price Increase	24	

### 7 DAY SOLD COMPARISON

Closed Prior Year	Volume	Count	Closed Prior Year	Volume	Count
Tuesday, January 06, 2026	\$6,419,900	14	Saturday, January 04, 2025	\$2,409,000	2
Monday, January 05, 2026	\$19,933,198	28	Friday, January 03, 2025	\$14,908,381	36
Saturday, January 03, 2026	\$1,389,140	3	Thursday, January 02, 2025	\$10,737,512	22
Friday, January 02, 2026	\$12,295,300	20	Wednesday, January 01, 2025	\$214,000	1
Thursday, January 01, 2026	\$3,903,000	8	Tuesday, December 31, 2024	\$26,240,406	56
Wednesday, December 31, 2025	\$25,541,742	44	Monday, December 30, 2024	\$57,705,241	108
<b>Total</b>	<b>\$69,482,280</b>	<b>117</b>	<b>Total</b>	<b>\$112,214,540</b>	<b>225</b>

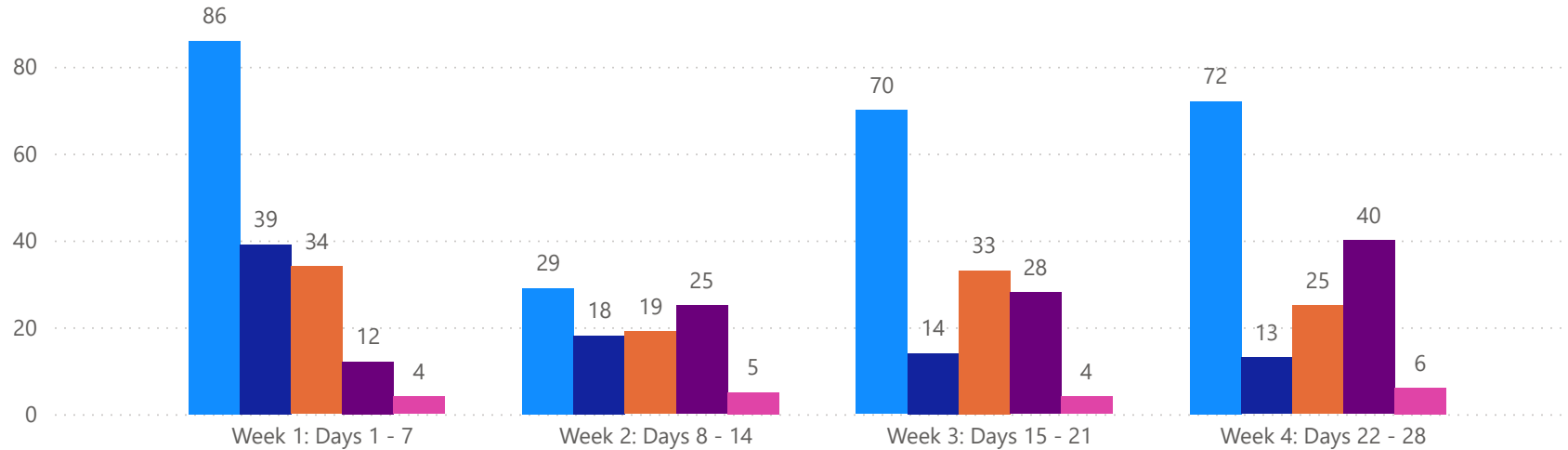


# 4 WEEK REAL ESTATE MARKET REPORT

## HILLSBOROUGH COUNTY - CONDO

1/6/2026

**MLS Status** ● Active ● Canceled ● Pending ● Sold ● Temporarily Off-Market



*All data is current as of today, though some MLS statuses may have changed from prior days.*

### TOTALS

MLS Status	4 Week Total
Active	257
Canceled	84
Pending	111
Sold	105
Temporarily Off-Market	19

### DAILY MARKET CHANGE

Category	Sum of Hillsborough	
Back on the Market	2	*Back on Market can be from these sources - Pending, Temp Off Market, Cancelled and Expired Listing)
New Listings	7	
Price Decrease	17	
Price Increase	0	

### 7 DAY SOLD COMPARISON

Closed Prior Year	Volume	Count	Closed Prior Year	Volume	Count
Tuesday, January 06, 2026	\$2,700,000	1	Friday, January 03, 2025	\$1,835,975	8
Monday, January 05, 2026	\$965,000	3	Thursday, January 02, 2025	\$482,000	2
Friday, January 02, 2026	\$435,000	2	Tuesday, December 31, 2024	\$1,712,900	7
Wednesday, December 31, 2025	\$3,122,000	6	Monday, December 30, 2024	\$3,411,400	12
<b>Total</b>	<b>\$7,222,000</b>	<b>12</b>	<b>Total</b>	<b>\$7,442,275</b>	<b>29</b>

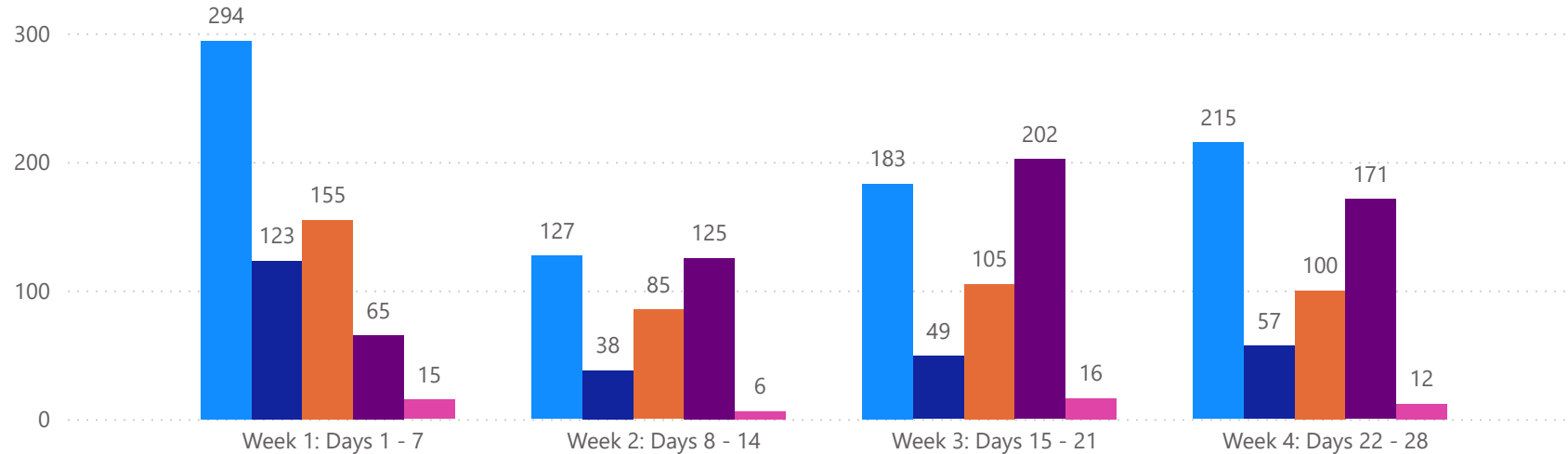


# 4 WEEK REAL ESTATE MARKET REPORT

## SARASOTA COUNTY - SINGLE FAMILY HOME

### 1/6/2026

**MLS Status** ● Active ● Canceled ● Pending ● Sold ● Temporarily Off-Market



*All data is current as of today, though some MLS statuses may have changed from prior days.*

### TOTALS

MLS Status	4 Week Total
Active	819
Canceled	267
Pending	445
Sold	563
Temporarily Off-Market	49

### DAILY MARKET CHANGE

Category	Sum of Sarasota
Back on the Market	9
New Listings	34
Price Decrease	57
Price Increase	2

\*Back on Market can be from these sources - Pending, Temp Off Market, Cancelled and Expired Listing)

### 7 DAY SOLD COMPARISON

Closed Prior Year	Volume	Count	Closed Prior Year	Volume	Count
Tuesday, January 06, 2026	\$6,410,900	12	Friday, January 03, 2025	\$16,164,669	28
Monday, January 05, 2026	\$16,989,000	17	Thursday, January 02, 2025	\$13,172,400	13
Friday, January 02, 2026	\$9,013,350	13	Wednesday, January 01, 2025	\$239,900	1
Thursday, January 01, 2026	\$1,269,804	1	Tuesday, December 31, 2024	\$15,855,506	26
Wednesday, December 31, 2025	\$14,164,168	22	Monday, December 30, 2024	\$46,267,367	53
<b>Total</b>	<b>\$47,847,222</b>	<b>65</b>	<b>Total</b>	<b>\$91,699,842</b>	<b>121</b>

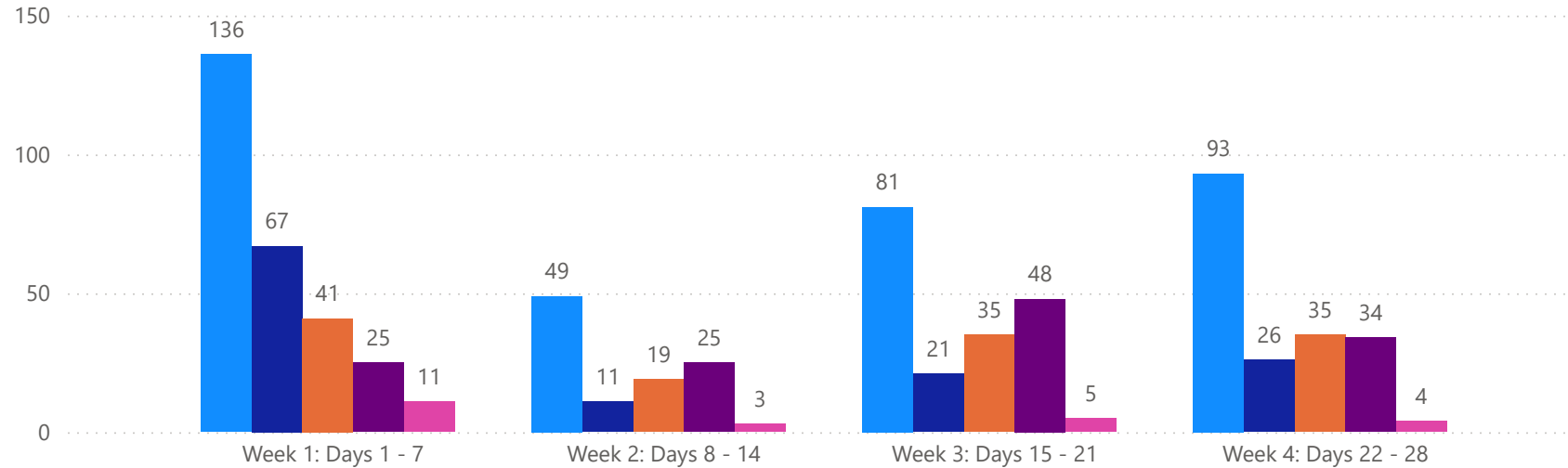


# 4 WEEK REAL ESTATE MARKET REPORT

## SARASOTA COUNTY - CONDO

1/6/2026

**MLSStatus** ● Active ● Canceled ● Pending ● Sold ● Temporarily Off-Market



*All data is current as of today, though some MLS statuses may have changed from prior days.*

### TOTALS

MLS Status	4 Week Total
Active	359
Canceled	125
Pending	130
Sold	132
Temporarily Off-Market	23

### DAILY MARKET CHANGE

Category	Sum of Sarasota
Back on the Market	7
New Listings	28
Price Decrease	31
Price Increase	2

\*Back on Market can be from these sources - Pending, Temp Off Market, Cancelled and Expired Listing)

### 7 DAY SOLD COMPARISON

Closed Prior Year	Volume	Count	Closed Prior Year	Volume	Count
Tuesday, January 06, 2026	\$7,530,855	4	Friday, January 03, 2025	\$45,214,900	10
Monday, January 05, 2026	\$3,135,000	5	Thursday, January 02, 2025	\$595,000	2
Friday, January 02, 2026	\$5,497,750	9	Tuesday, December 31, 2024	\$1,013,500	4
Wednesday, December 31, 2025	\$3,849,500	7	Monday, December 30, 2024	\$2,344,000	3
<b>Total</b>	<b>\$20,013,105</b>	<b>25</b>	<b>Total</b>	<b>\$49,167,400</b>	<b>19</b>

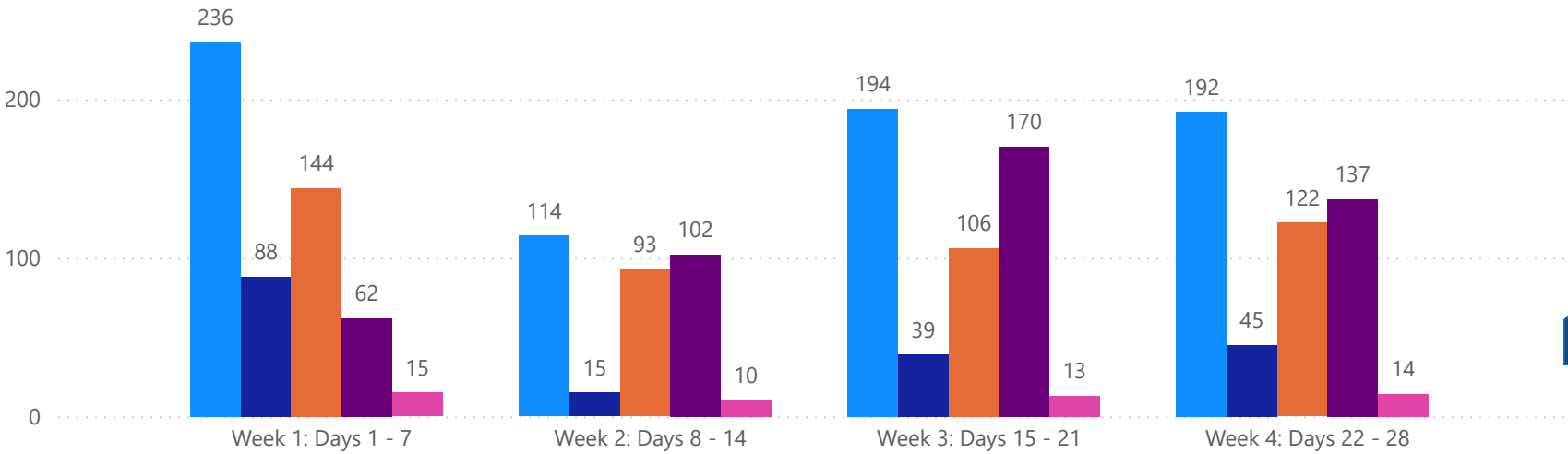


# 4 WEEK REAL ESTATE MARKET REPORT

## MANATEE COUNTY - SINGLE FAMILY HOME

### 1/6/2026

**MLS Status** ● Active ● Canceled ● Pending ● Sold ● Temporarily Off-Market



### TOTALS

MLS Status	4 Week Total
Active	736
Canceled	187
Pending	465
Sold	471
Temporarily Off-Market	52

### DAILY MARKET CHANGE

Category	Sum of Manatee
Back on the Market	12
New Listings	37
Price Decrease	75
Price Increase	35

\*Back on Market can be from these sources - Pending, Temp Off Market, Cancelled and Expired Listing)

All data is current as of today, though some MLS statuses may have changed from prior days.

### 7 DAY SOLD COMPARISON

Closed Prior Year	Volume	Count	Closed Prior Year	Volume	Count
Tuesday, January 06, 2026	\$10,510,758	16	Saturday, January 04, 2025	\$600,000	1
Monday, January 05, 2026	\$5,010,522	8	Friday, January 03, 2025	\$9,450,280	17
Saturday, January 03, 2026	\$2,400,000	1	Thursday, January 02, 2025	\$5,877,625	10
Friday, January 02, 2026	\$8,388,460	14	Tuesday, December 31, 2024	\$23,064,720	33
Thursday, January 01, 2026	\$1,744,305	5	Monday, December 30, 2024	\$31,206,239	61
Wednesday, December 31, 2025	\$11,529,750	18	<b>Total</b>	<b>\$70,198,864</b>	<b>122</b>
<b>Total</b>	<b>\$39,583,795</b>	<b>62</b>			

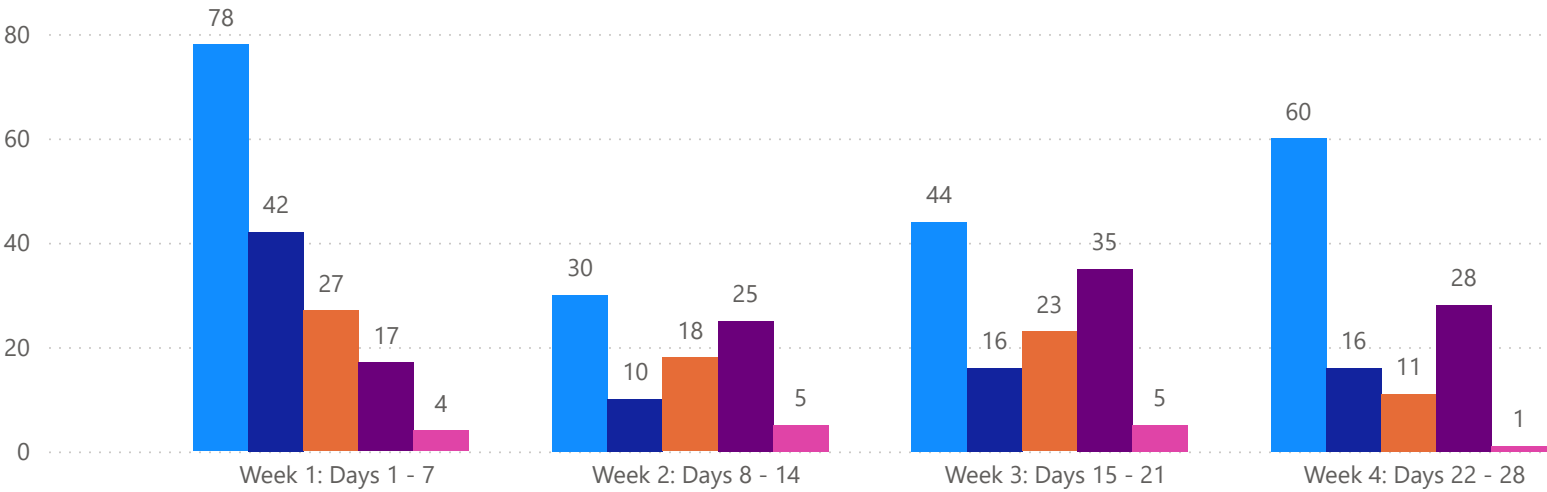


# 4 WEEK REAL ESTATE MARKET REPORT

## MANATEE COUNTY - CONDO

1/6/2026

**MLSStatus** ● Active ● Canceled ● Pending ● Sold ● Temporarily Off-Market



### TOTALS

MLS Status	4 Week Total
Active	212
Canceled	84
Pending	79
Sold	105
Temporarily Off-Market	15

### DAILY MARKET CHANGE

Category	Sum of Manatee
Back on the Market	3
New Listings	10
Price Decrease	13
Price Increase	0

\*Back on Market can be from these sources - Pending, Temp Off Market, Cancelled and Expired Listing)

### 7 DAY SOLD COMPARISON

Closed Prior Year	Volume	Count
Tuesday, January 06, 2026	\$470,000	2
Monday, January 05, 2026	\$2,084,600	5
Friday, January 02, 2026	\$1,300,000	3
Wednesday, December 31, 2025	\$2,884,900	7
<b>Total</b>	<b>\$6,739,500</b>	<b>17</b>

Closed Prior Year	Volume	Count
Friday, January 03, 2025	\$1,031,200	5
Tuesday, December 31, 2024	\$3,499,552	7
Monday, December 30, 2024	\$1,533,500	4
<b>Total</b>	<b>\$6,064,252</b>	<b>16</b>

