



4 WEEK REAL ESTATE MARKET REPORT

Wednesday, January 7, 2026

As of: Thursday, January 8, 2026

- 1 Report Breakdown
- 2 Cumulative Tampa Bay Report - Single Family Home
- 3 Cumulative Tampa Bay Report - Condominium
- 4 Pinellas County - Single Family Home
- 5 Pinellas County - Condominium
- 6 Pasco County - Single Family Home
- 7 Pasco County - Condominium
- 8 Hillsborough County - Single Family Home
- 9 Hillsborough County - Condominium
- 10 Sarasota County - Single Family Home
- 11 Sarasota County - Condominium
- 12 Manatee County - Single Family Home
- 13 Manatee County - Condominium

4 WEEK REAL ESTATE MARKET REPORT

REPORT BREAKDOWN

Wednesday, January 7, 2026

as of: 1/8/2026

Day 1	Wednesday, January 7, 2026
Day 2	Tuesday, January 6, 2026
Day 3	Monday, January 5, 2026
Day 4	Sunday, January 4, 2026
Day 5	Saturday, January 3, 2026
Day 6	Thursday, January 8, 2026
Day 7	Wednesday, January 7, 2026
Day 8	Tuesday, January 6, 2026
Day 9	Monday, January 5, 2026
Day 10	Sunday, January 4, 2026
Day 11	Saturday, January 3, 2026
Day 12	Friday, January 2, 2026
Day 13	Thursday, January 1, 2026
Day 14	Wednesday, December 31, 2025
Day 15	Tuesday, December 30, 2025
Day 16	Monday, December 29, 2025
Day 17	Sunday, December 28, 2025
Day 18	Saturday, December 27, 2025
Day 19	Friday, December 26, 2025
Day 20	Thursday, December 25, 2025
Day 21	Wednesday, December 24, 2025
Day 22	Tuesday, December 23, 2025
Day 23	Monday, December 22, 2025
Day 24	Sunday, December 21, 2025
Day 25	Saturday, December 20, 2025
Day 26	Friday, December 19, 2025
Day 27	Thursday, December 18, 2025
Day 28	Wednesday, December 17, 2025

REPORT BREAKDOWN

GRAPH:

Active - Newly listed during the date range

Pending - Status changed to 'pending' during the date range

Sold - Closed during the date range

Canceled - Canceled during the date range

Temp off Market - Status changed to 'temp' off market' during the date range

The date ranges are not cumulative.

Day 1: Wednesday, January 7, 2026

Day 28: Wednesday, December 17, 2025

TOTALS:

4 Weeks: The summation of each date range (Day 1 - Day 28)

Market Changes

Day 1's New Listings, Price Increase, Price Decreases and Back on Market

Manatee County - Single Family Home

7 Day Sold Comparison

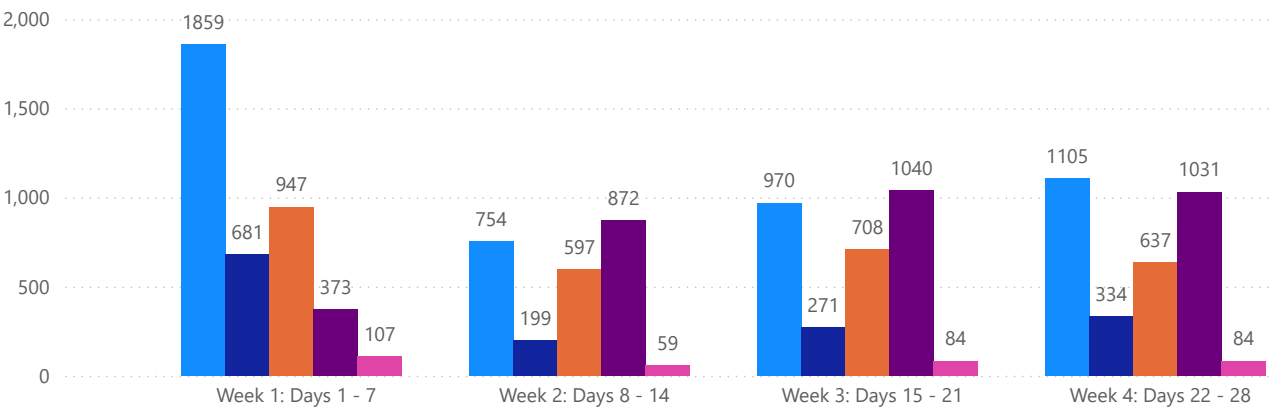
Compares the sold amount and volume in the last 7 days against the same timeframe in the prior year and days 8 - days 14.

4 WEEK REAL ESTATE MARKET REPORT

TAMPA BAY - SINGLE FAMILY HOME

1/7/2026

MlsStatus ● Active ● Canceled ● Pending ● Sold ● Temporarily Off-Market



All data is current as of today, though some MLS statuses may have changed from prior days.

TOTALS

MLS Status	4 Week Total
Active	4688
Canceled	1485
Pending	2889
Sold	3316
Temporarily Off-Market	334

DAILY MARKET CHANGE

Category	Sum of Total
Back on the Market	70
New Listings	240
Price Decrease	493
Price Increase	31

*Back on Market can be from these sources - Pending, Temp Off Market, Cancelled and Expired Listing)

7 DAY SOLD COMPARISON

Closed Prior Year	Volume	Count
Wednesday, January 07, 2026	\$41,790,900	60
Tuesday, January 06, 2026	\$44,539,427	87
Monday, January 05, 2026	\$70,799,321	109
Sunday, January 04, 2026	\$510,000	1
Saturday, January 03, 2026	\$4,206,140	5
Friday, January 02, 2026	\$51,726,170	90
Thursday, January 01, 2026	\$24,079,099	21
Total	\$237,651,057	373

Closed Prior Year	Volume	Count
Monday, January 06, 2025	\$76,359,968	126
Saturday, January 04, 2025	\$5,137,800	7
Friday, January 03, 2025	\$71,537,010	144
Thursday, January 02, 2025	\$46,601,818	83
Wednesday, January 01, 2025	\$453,900	2
Tuesday, December 31, 2024	\$107,151,321	195
Total	\$307,241,817	557

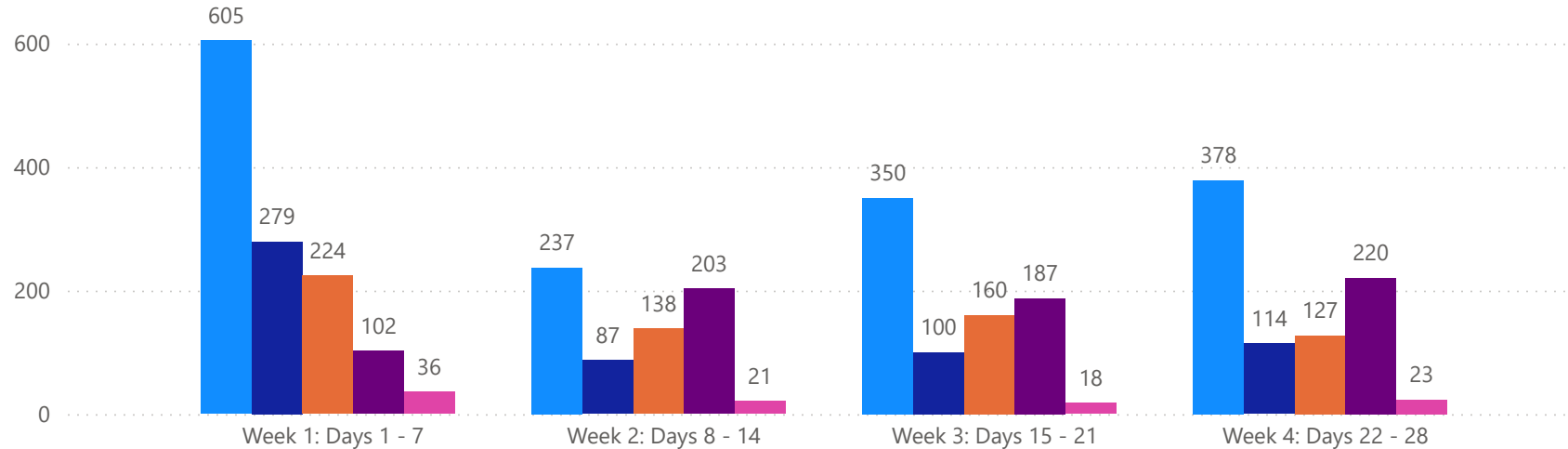


4 WEEK REAL ESTATE MARKET REPORT

TAMPA BAY - CONDO

1/7/2026

MLS Status ● Active ● Canceled ● Pending ● Sold ● Temporarily Off-Market



All data is current as of today, though some MLS statuses may have changed from prior days.

TOTALS

MLS Status	4 Week Total
Active	1570
Canceled	580
Pending	649
Sold	712
Temporarily Off-Market	98

DAILY MARKET CHANGE

Category	Sum of Total
Back on the Market	13
New Listings	65
Price Decrease	135
Price Increase	8

*Back on Market can be from these sources - Pending, Temp Off Market, Cancelled and Expired Listing)

7 DAY SOLD COMPARISON

Closed Prior Year	Volume	Count	Closed Prior Year	Volume	Count
Wednesday, January 07, 2026	\$20,270,587	25	Monday, January 06, 2025	\$10,589,400	25
Tuesday, January 06, 2026	\$15,058,872	19	Friday, January 03, 2025	\$55,858,075	38
Monday, January 05, 2026	\$17,621,908	32	Thursday, January 02, 2025	\$3,180,500	17
Friday, January 02, 2026	\$17,063,923	23	Tuesday, December 31, 2024	\$13,225,252	40
Thursday, January 01, 2026	\$481,500	3	Total	\$82,853,227	120
Total	\$70,496,790	102			

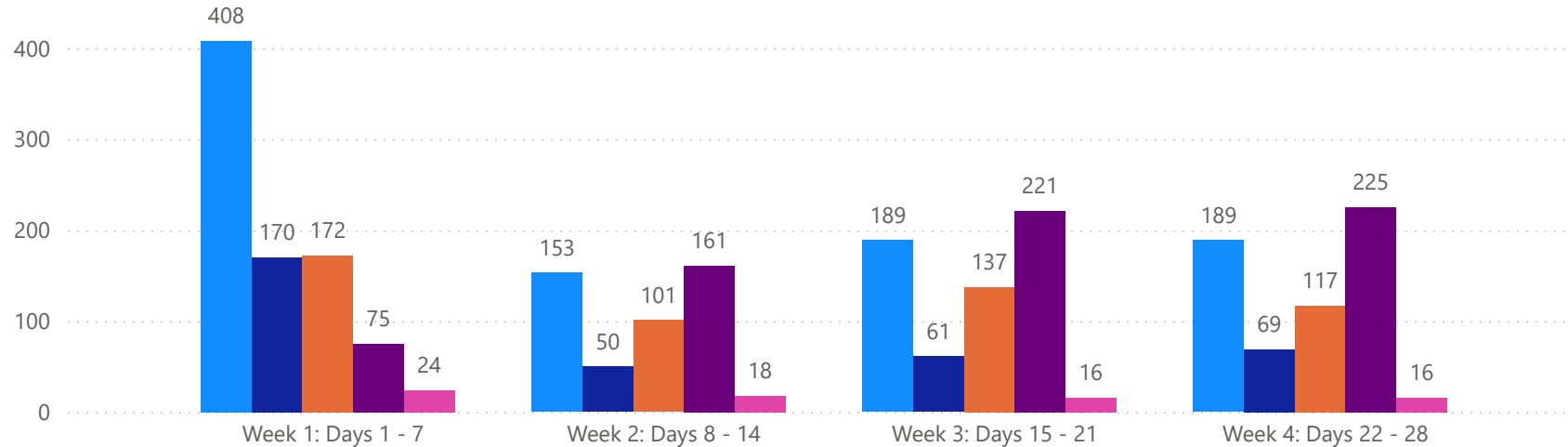


4 WEEK REAL ESTATE MARKET REPORT

PINELLAS COUNTY - SINGLE FAMILY HOME

1/7/2026

MLS Status ● Active ● Canceled ● Pending ● Sold ● Temporarily Off-Market



All data is current as of today, though some MLS statuses may have changed from prior days.

TOTALS

MLS Status	4 Week Total
Active	939
Canceled	350
Pending	527
Sold	682
Temporarily Off-Market	74

DAILY MARKET CHANGE

Category	Sum of Pinellas
Back on the Market	16
New Listings	34
Price Decrease	82
Price Increase	4

*Back on Market can be from these sources - Pending, Temp Off Market, Cancelled and Expired Listing)

7 DAY SOLD COMPARISON

Closed Prior Year	Volume	Count	Closed Prior Year	Volume	Count
Wednesday, January 07, 2026	\$12,058,400	15	Monday, January 06, 2025	\$21,245,900	28
Tuesday, January 06, 2026	\$7,054,000	15	Saturday, January 04, 2025	\$1,400,000	2
Monday, January 05, 2026	\$13,154,000	23	Friday, January 03, 2025	\$22,075,400	39
Sunday, January 04, 2026	\$510,000	1	Thursday, January 02, 2025	\$11,824,600	23
Friday, January 02, 2026	\$8,993,050	16	Tuesday, December 31, 2024	\$30,647,900	52
Thursday, January 01, 2026	\$16,362,000	5	Total	\$87,193,800	144
Total	\$58,131,450	75			

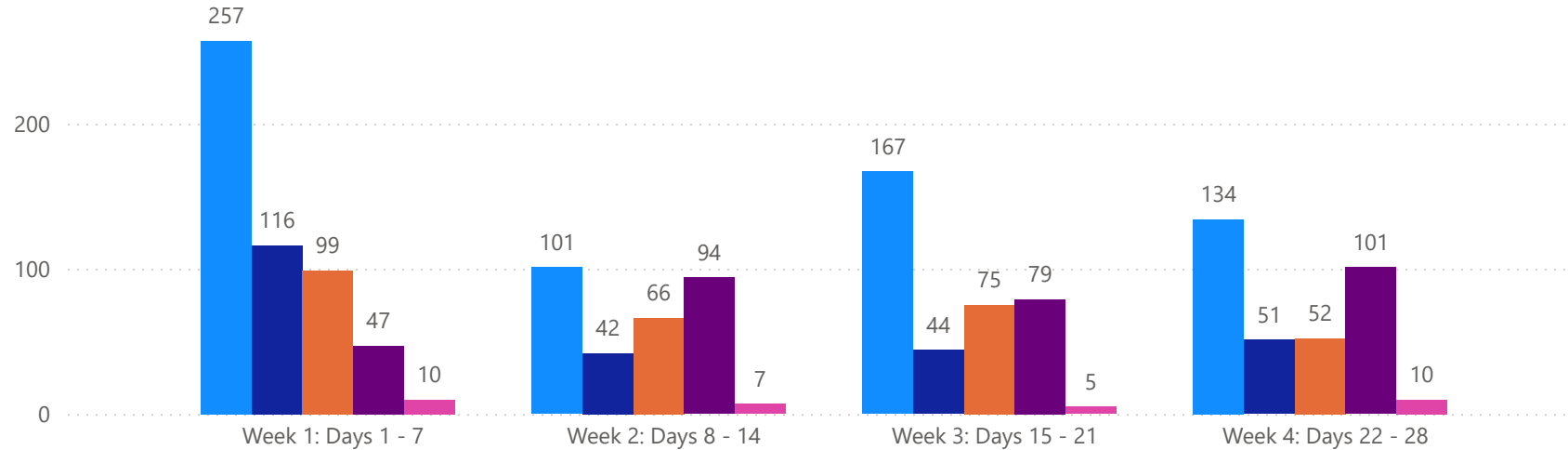


4 WEEK REAL ESTATE MARKET REPORT

PINELLAS COUNTY - CONDO

1/7/2026

MLSStatus ● Active ● Canceled ● Pending ● Sold ● Temporarily Off-Market



All data is current as of today, though some MLS statuses may have changed from prior days.

TOTALS

MLS Status	4 Week Total
Active	659
Canceled	253
Pending	292
Sold	321
Temporarily Off-Market	32

DAILY MARKET CHANGE

Category	Sum of Pinellas
Back on the Market	3
New Listings	34
Price Decrease	65
Price Increase	3

*Back on Market can be from these sources - Pending, Temp Off Market, Cancelled and Expired Listing)

7 DAY SOLD COMPARISON

Closed Prior Year	Volume	Count	Closed Prior Year	Volume	Count
Wednesday, January 07, 2026	\$10,071,187	13	Monday, January 06, 2025	\$5,008,900	11
Tuesday, January 06, 2026	\$2,550,517	6	Friday, January 03, 2025	\$7,514,000	14
Monday, January 05, 2026	\$11,211,308	17	Thursday, January 02, 2025	\$2,103,500	13
Friday, January 02, 2026	\$9,591,173	8	Tuesday, December 31, 2024	\$6,774,300	20
Thursday, January 01, 2026	\$481,500	3	Total	\$21,400,700	58
Total	\$33,905,685	47			

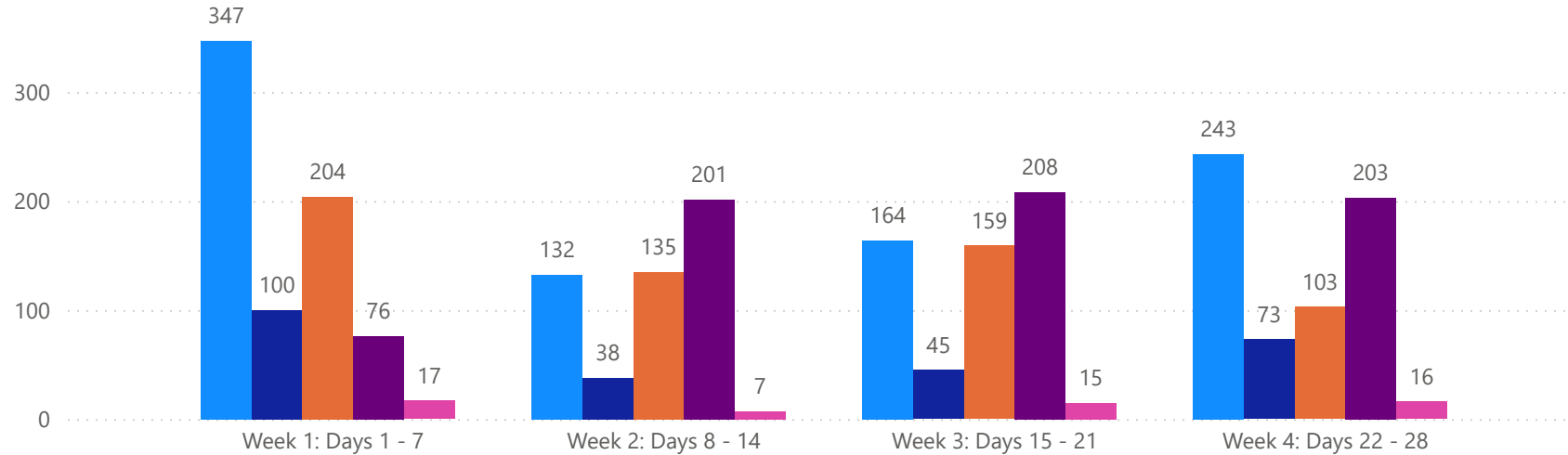


4 WEEK REAL ESTATE MARKET REPORT

PASCO COUNTY - SINGLE FAMILY HOME

1/7/2026

MLSStatus ● Active ● Canceled ● Pending ● Sold ● Temporarily Off-Market



All data is current as of today, though some MLS statuses may have changed from prior days.

TOTALS

MLS Status	4 Week Total
Active	886
Canceled	256
Pending	601
Sold	688
Temporarily Off-Market	55

DAILY MARKET CHANGE

Category	Sum of Pasco
Back on the Market	17
New Listings	50
Price Decrease	83
Price Increase	6

*Back on Market can be from these sources - Pending, Temp Off Market, Cancelled and Expired Listing)

7 DAY SOLD COMPARISON

Closed Prior Year	Volume	Count	Closed Prior Year	Volume	Count
Wednesday, January 07, 2026	\$1,759,950	5	Monday, January 06, 2025	\$9,546,052	23
Tuesday, January 06, 2026	\$4,112,900	12	Saturday, January 04, 2025	\$728,800	2
Monday, January 05, 2026	\$11,982,701	27	Friday, January 03, 2025	\$8,938,280	24
Saturday, January 03, 2026	\$417,000	1	Thursday, January 02, 2025	\$4,989,681	15
Friday, January 02, 2026	\$13,436,010	28	Tuesday, December 31, 2024	\$11,342,789	28
Thursday, January 01, 2026	\$1,209,990	3	Total	\$35,545,602	92
Total	\$32,918,551	76			

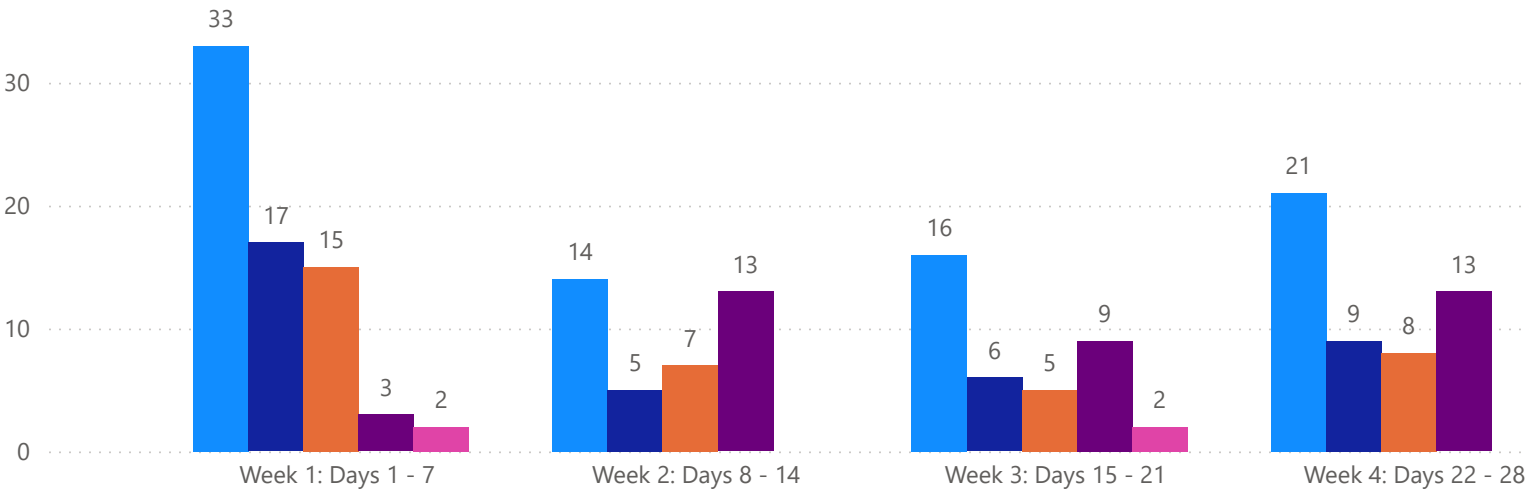


4 WEEK REAL ESTATE MARKET REPORT

PASCO COUNTY - CONDO

1/7/2026

MLSStatus ● Active ● Canceled ● Pending ● Sold ● Temporarily Off-Market



All data is current as of today, though some MLS statuses may have changed from prior days.

TOTALS

MLS Status	4 Week Total
Active	84
Canceled	37
Pending	35
Sold	38
Temporarily Off-Market	4

DAILY MARKET CHANGE


Category	Sum of Pasco
Back on the Market	1
New Listings	4
Price Decrease	8
Price Increase	0

*Back on Market can be from these sources - Pending, Temp Off Market, Cancelled and Expired Listing)

7 DAY SOLD COMPARISON

Closed Prior Year	Volume	Count
Tuesday, January 06, 2026	\$365,500	2
Friday, January 02, 2026	\$240,000	1
Total	\$605,500	3

Closed Prior Year	Volume	Count
Friday, January 03, 2025	\$262,000	1
Tuesday, December 31, 2024	\$225,000	2
Total	\$487,000	3

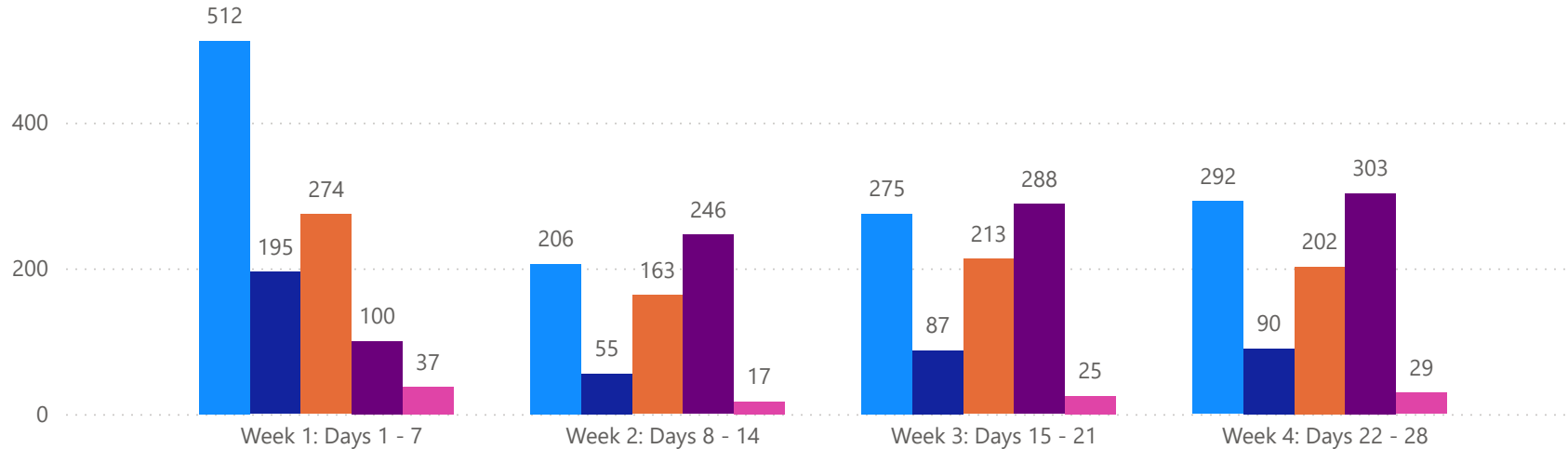


4 WEEK REAL ESTATE MARKET REPORT

HILLSBOROUGH COUNTY - SINGLE FAMILY HOME

1/7/2026

MLSStatus ● Active ● Canceled ● Pending ● Sold ● Temporarily Off-Market



All data is current as of today, though some MLS statuses may have changed from prior days.

TOTALS

MLS Status	4 Week Total
Active	1285
Canceled	427
Pending	852
Sold	937
Temporarily Off-Market	108

DAILY MARKET CHANGE

Category	Sum of Hillsborough	*Back on Market can be from these sources - Pending, Temp Off Market, Cancelled and Expired Listing)
Back on the Market	20	
New Listings	62	
Price Decrease	120	
Price Increase	7	

7 DAY SOLD COMPARISON

Closed Prior Year	Volume	Count	Closed Prior Year	Volume	Count
Wednesday, January 07, 2026	\$11,667,050	18	Monday, January 06, 2025	\$14,574,395	29
Tuesday, January 06, 2026	\$11,079,900	22	Saturday, January 04, 2025	\$2,409,000	2
Monday, January 05, 2026	\$22,008,198	29	Friday, January 03, 2025	\$14,908,381	36
Saturday, January 03, 2026	\$1,389,140	3	Thursday, January 02, 2025	\$10,737,512	22
Friday, January 02, 2026	\$12,295,300	20	Wednesday, January 01, 2025	\$214,000	1
Thursday, January 01, 2026	\$3,903,000	8	Tuesday, December 31, 2024	\$26,240,406	56
Total	\$62,342,588	100	Total	\$69,083,694	146

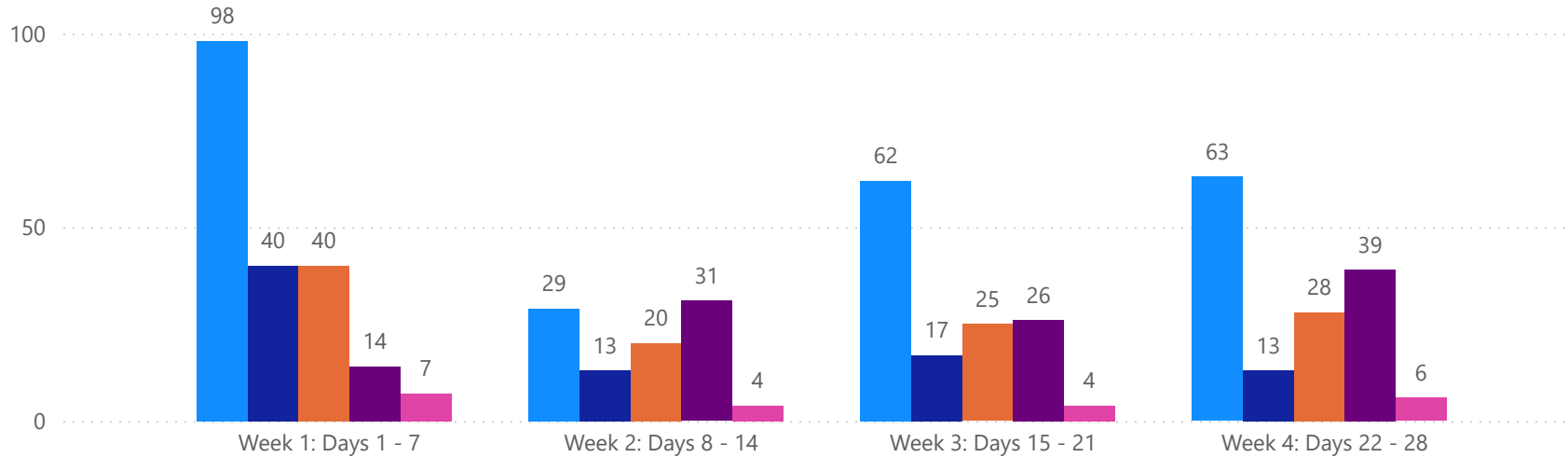


4 WEEK REAL ESTATE MARKET REPORT

HILLSBOROUGH COUNTY - CONDO

1/7/2026

MLS Status ● Active ● Canceled ● Pending ● Sold ● Temporarily Off-Market



All data is current as of today, though some MLS statuses may have changed from prior days.

TOTALS

MLS Status	4 Week Total
Active	252
Canceled	83
Pending	113
Sold	110
Temporarily Off-Market	21

DAILY MARKET CHANGE

Category	Sum of Hillsborough	
Back on the Market	5	*Back on Market can be from these sources - Pending, Temp Off Market, Cancelled and Expired Listing)
New Listings	6	
Price Decrease	21	
Price Increase	3	

7 DAY SOLD COMPARISON

Closed Prior Year	Volume	Count	Closed Prior Year	Volume	Count
Wednesday, January 07, 2026	\$1,947,900	6	Monday, January 06, 2025	\$1,657,500	5
Tuesday, January 06, 2026	\$3,168,000	2	Friday, January 03, 2025	\$1,835,975	8
Monday, January 05, 2026	\$1,105,000	4	Thursday, January 02, 2025	\$482,000	2
Friday, January 02, 2026	\$435,000	2	Tuesday, December 31, 2024	\$1,712,900	7
Total	\$6,655,900	14	Total	\$5,688,375	22

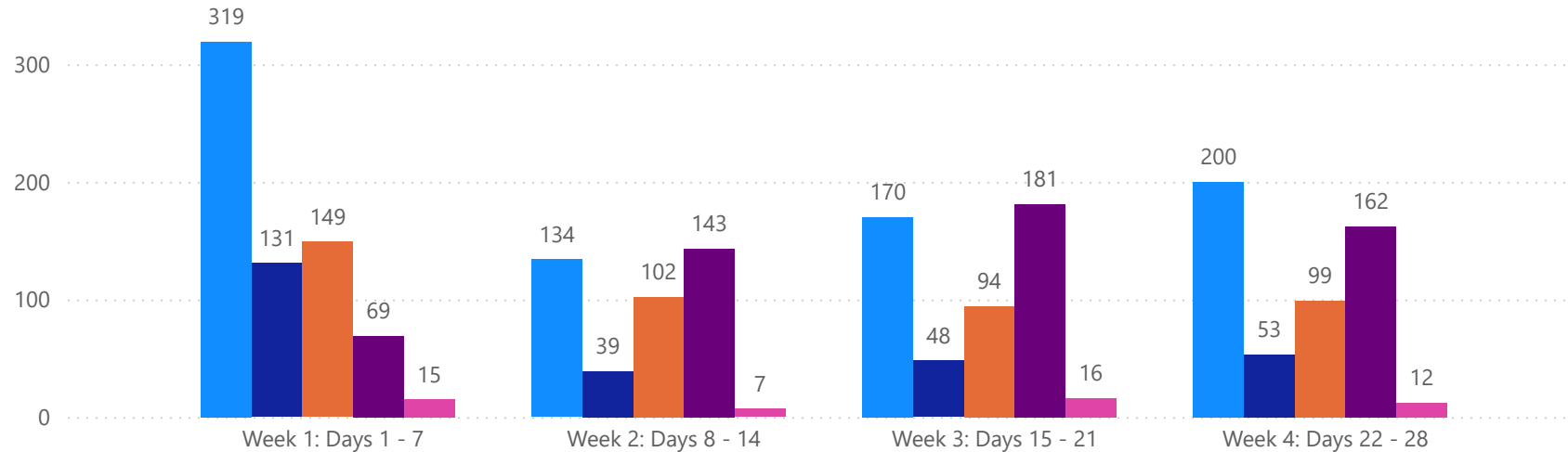


4 WEEK REAL ESTATE MARKET REPORT

SARASOTA COUNTY - SINGLE FAMILY HOME

1/7/2026

MLS Status ● Active ● Canceled ● Pending ● Sold ● Temporarily Off-Market



All data is current as of today, though some MLS statuses may have changed from prior days.

TOTALS

MLS Status	4 Week Total
Active	823
Canceled	271
Pending	444
Sold	555
Temporarily Off-Market	50

DAILY MARKET CHANGE

Category	Sum of Sarasota
Back on the Market	9
New Listings	48
Price Decrease	70
Price Increase	0

*Back on Market can be from these sources - Pending, Temp Off Market, Cancelled and Expired Listing)

7 DAY SOLD COMPARISON

Closed Prior Year	Volume	Count	Closed Prior Year	Volume	Count
Wednesday, January 07, 2026	\$8,556,500	14	Monday, January 06, 2025	\$14,355,100	22
Tuesday, January 06, 2026	\$9,686,869	19	Friday, January 03, 2025	\$16,164,669	28
Monday, January 05, 2026	\$18,643,900	22	Thursday, January 02, 2025	\$13,172,400	13
Friday, January 02, 2026	\$9,013,350	13	Wednesday, January 01, 2025	\$239,900	1
Thursday, January 01, 2026	\$1,269,804	1	Tuesday, December 31, 2024	\$15,855,506	26
Total	\$47,170,423	69	Total	\$59,787,575	90

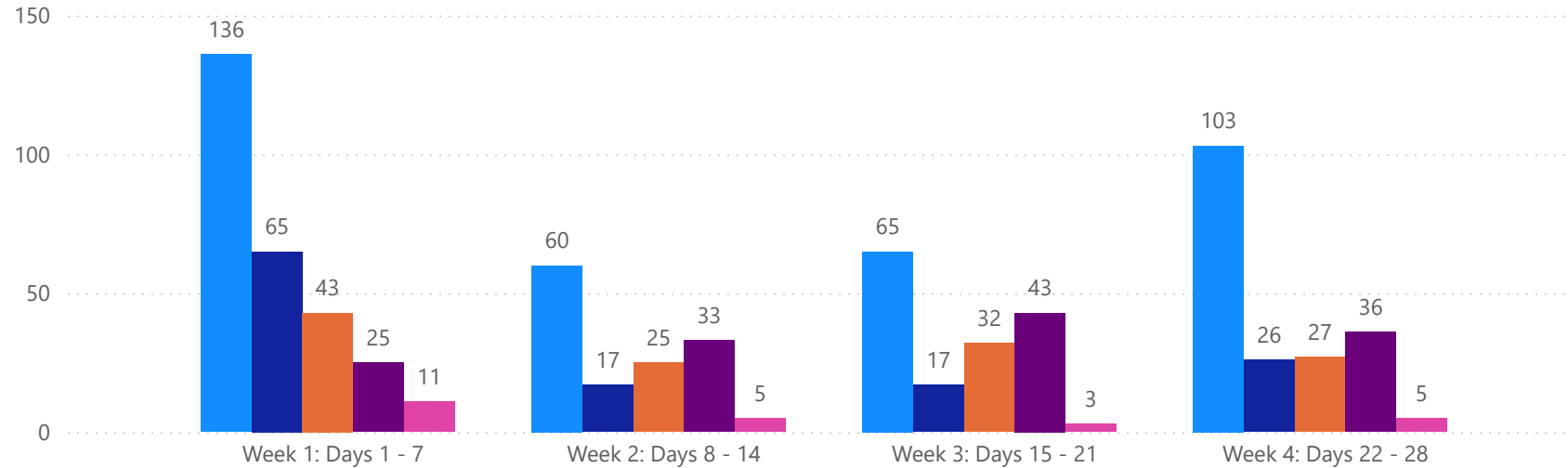


4 WEEK REAL ESTATE MARKET REPORT

SARASOTA COUNTY - CONDO

1/7/2026

MLSStatus ● Active ● Canceled ● Pending ● Sold ● Temporarily Off-Market



All data is current as of today, though some MLS statuses may have changed from prior days.

TOTALS

MLS Status	4 Week Total
Active	364
Canceled	125
Pending	127
Sold	137
Temporarily Off-Market	24

DAILY MARKET CHANGE

Category	Sum of Sarasota
Back on the Market	3
New Listings	15
Price Decrease	26
Price Increase	1

*Back on Market can be from these sources - Pending, Temp Off Market, Cancelled and Expired Listing)

7 DAY SOLD COMPARISON

Closed Prior Year	Volume	Count	Closed Prior Year	Volume	Count
Wednesday, January 07, 2026	\$7,291,500	5	Monday, January 06, 2025	\$2,387,000	4
Tuesday, January 06, 2026	\$8,229,855	6	Friday, January 03, 2025	\$45,214,900	10
Monday, January 05, 2026	\$3,135,000	5	Thursday, January 02, 2025	\$595,000	2
Friday, January 02, 2026	\$5,497,750	9	Tuesday, December 31, 2024	\$1,013,500	4
Total	\$24,154,105	25	Total	\$49,210,400	20

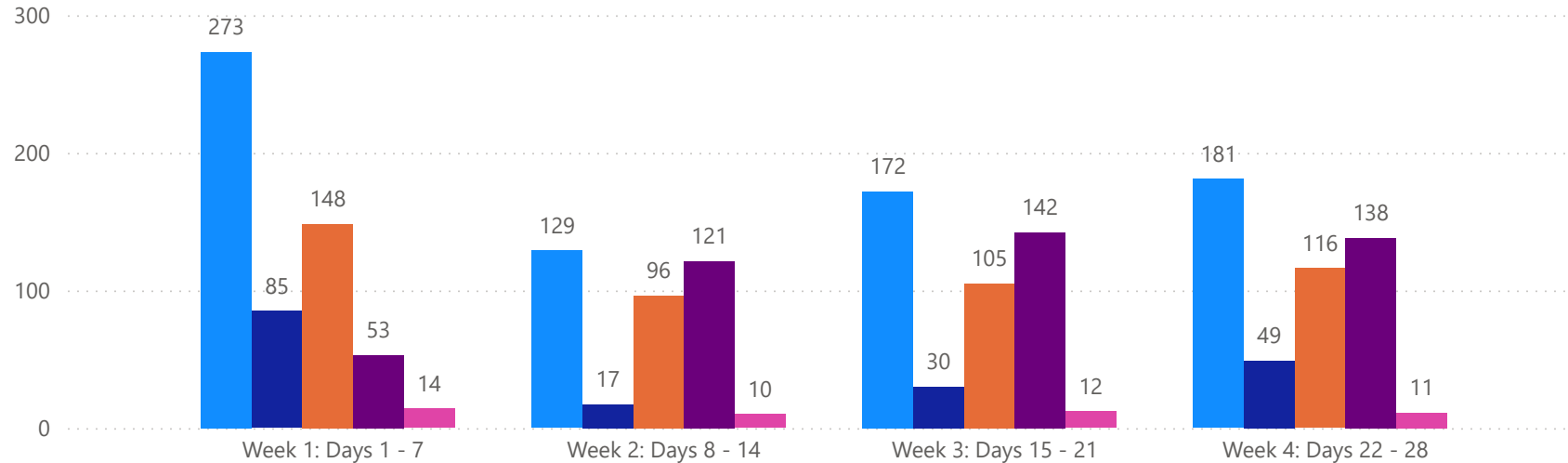


4 WEEK REAL ESTATE MARKET REPORT

MANATEE COUNTY - SINGLE FAMILY HOME

1/7/2026

MLSStatus ● Active ● Canceled ● Pending ● Sold ● Temporarily Off-Market



All data is current as of today, though some MLS statuses may have changed from prior days.

TOTALS

MLS Status	4 Week Total
Active	755
Canceled	181
Pending	465
Sold	454
Temporarily Off-Market	47

DAILY MARKET CHANGE

Category	Sum of Manatee
Back on the Market	8
New Listings	46
Price Decrease	138
Price Increase	14

*Back on Market can be from these sources - Pending, Temp Off Market, Cancelled and Expired Listing)

7 DAY SOLD COMPARISON

Closed Prior Year	Volume	Count	Closed Prior Year	Volume	Count
Wednesday, January 07, 2026	\$7,749,000	8	Monday, January 06, 2025	\$16,638,521	24
Tuesday, January 06, 2026	\$12,605,758	19	Saturday, January 04, 2025	\$600,000	1
Monday, January 05, 2026	\$5,010,522	8	Friday, January 03, 2025	\$9,450,280	17
Saturday, January 03, 2026	\$2,400,000	1	Thursday, January 02, 2025	\$5,877,625	10
Friday, January 02, 2026	\$7,988,460	13	Tuesday, December 31, 2024	\$23,064,720	33
Thursday, January 01, 2026	\$1,334,305	4	Total	\$55,631,146	85
Total	\$37,088,045	53			

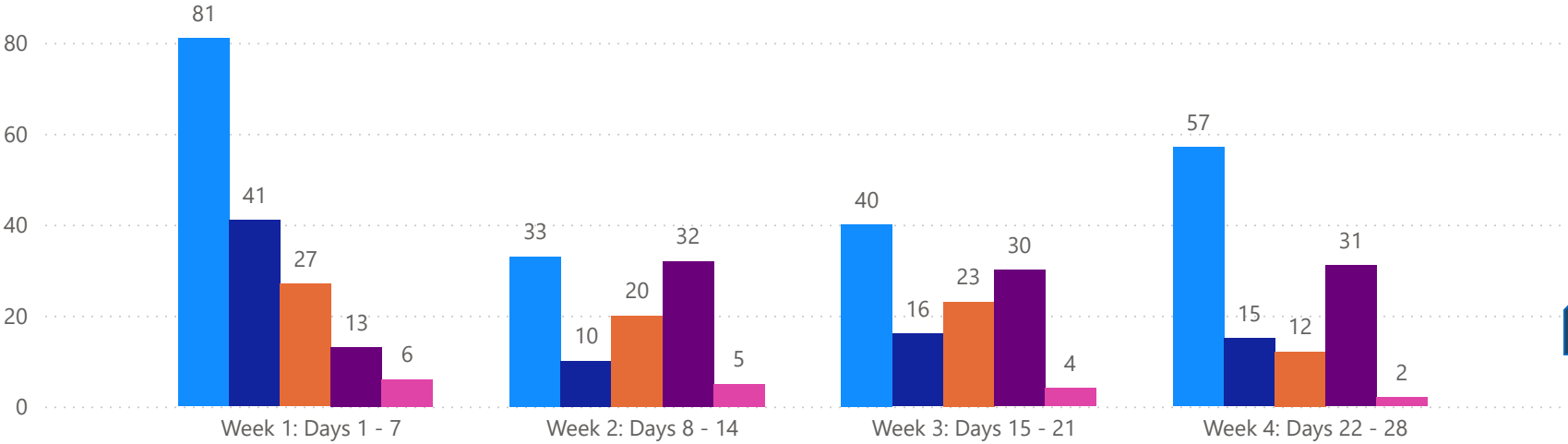


4 WEEK REAL ESTATE MARKET REPORT

MANATEE COUNTY - CONDO

1/7/2026

MLSStatus ● Active ● Canceled ● Pending ● Sold ● Temporarily Off-Market



TOTALS

MLS Status	4 Week Total
Active	211
Canceled	82
Pending	82
Sold	106
Temporarily Off-Market	17

DAILY MARKET CHANGE

Category	Sum of Manatee
Back on the Market	1
New Listings	6
Price Decrease	15
Price Increase	1

*Back on Market can be from these sources - Pending, Temp Off Market, Cancelled and Expired Listing)

7 DAY SOLD COMPARISON

Closed Prior Year	Volume	Count
Wednesday, January 07, 2026	\$960,000	1
Tuesday, January 06, 2026	\$745,000	3
Monday, January 05, 2026	\$2,170,600	6
Friday, January 02, 2026	\$1,300,000	3
Total	\$5,175,600	13

Closed Prior Year	Volume	Count
Monday, January 06, 2025	\$1,536,000	5
Friday, January 03, 2025	\$1,031,200	5
Tuesday, December 31, 2024	\$3,499,552	7
Total	\$6,066,752	17

