



## 4 WEEK REAL ESTATE MARKET REPORT

Wednesday, January 14, 2026

*As of: Thursday, January 15, 2026*

- 1 Report Breakdown
- 2 Cumulative Tampa Bay Report - Single Family Home
- 3 Cumulative Tampa Bay Report - Condominium
- 4 Pinellas County - Single Family Home
- 5 Pinellas County - Condominium
- 6 Pasco County - Single Family Home
- 7 Pasco County - Condominium
- 8 Hillsborough County - Single Family Home
- 9 Hillsborough County - Condominium
- 10 Sarasota County - Single Family Home
- 11 Sarasota County - Condominium
- 12 Manatee County - Single Family Home
- 13 Manatee County - Condominium

# 4 WEEK REAL ESTATE MARKET REPORT

## REPORT BREAKDOWN

Wednesday, January 14, 2026

as of: 1/15/2026

Day 1	Wednesday, January 14, 2026
Day 2	Tuesday, January 13, 2026
Day 3	Monday, January 12, 2026
Day 4	Sunday, January 11, 2026
Day 5	Saturday, January 10, 2026
Day 6	Thursday, January 15, 2026
Day 7	Wednesday, January 14, 2026
Day 8	Tuesday, January 13, 2026
Day 9	Monday, January 12, 2026
Day 10	Sunday, January 11, 2026
Day 11	Saturday, January 10, 2026
Day 12	Friday, January 9, 2026
Day 13	Thursday, January 8, 2026
Day 14	Wednesday, January 7, 2026
Day 15	Tuesday, January 6, 2026
Day 16	Monday, January 5, 2026
Day 17	Sunday, January 4, 2026
Day 18	Saturday, January 3, 2026
Day 19	Friday, January 2, 2026
Day 20	Thursday, January 1, 2026
Day 21	Wednesday, December 31, 2025
Day 22	Tuesday, December 30, 2025
Day 23	Monday, December 29, 2025
Day 24	Sunday, December 28, 2025
Day 25	Saturday, December 27, 2025
Day 26	Friday, December 26, 2025
Day 27	Thursday, December 25, 2025
Day 28	Wednesday, December 24, 2025

### REPORT BREAKDOWN

#### GRAPH:

Active - Newly listed during the date range

Pending - Status changed to 'pending' during the date range

Sold - Closed during the date range

Canceled - Canceled during the date range

Temp off Market - Status changed to 'temp' off market' during the date range

The date ranges are not cumulative.

Day 1: Wednesday, January 14, 2026

Day 28: Wednesday, December 24, 2025

#### TOTALS:

4 Weeks: The summation of each date range (Day 1 - Day 28)

#### Market Changes

Day 1's New Listings, Price Increase, Price Decreases and Back on Market

Manatee County - Single Family Home

#### 7 Day Sold Comparison

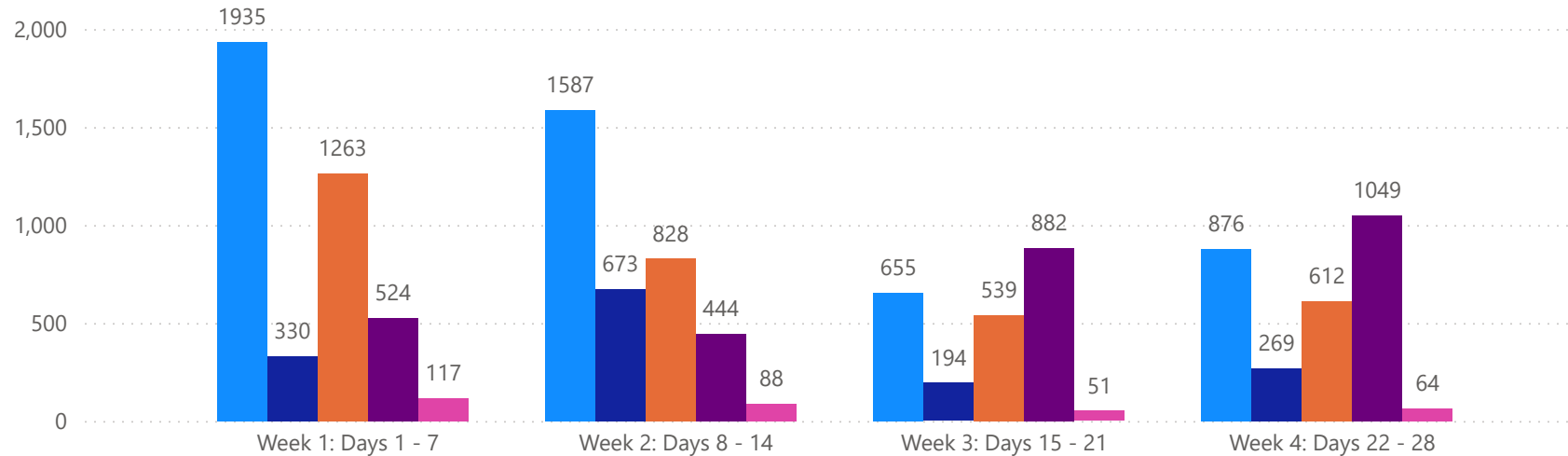
Compares the sold amount and volume in the last 7 days against the same timeframe in the prior year and days 8 - days 14.

# 4 WEEK REAL ESTATE MARKET REPORT

## TAMPA BAY - SINGLE FAMILY HOME

### 1/14/2026

**MLS Status** ● Active ● Canceled ● Pending ● Sold ● Temporarily Off-Market



*All data is current as of today, though some MLS statuses may have changed from prior days.*

### TOTALS

MLS Status	4 Week Total
Active	5053
Canceled	1466
Pending	3242
Sold	2899
Temporarily Off-Market	320

### DAILY MARKET CHANGE

Category	Sum of Total
Back on the Market	54
New Listings	303
Price Decrease	438
Price Increase	27

\*Back on Market can be from these sources - Pending, Temp Off Market, Cancelled and Expired Listing)

### 7 DAY SOLD COMPARISON

Closed Prior Year	Volume	Count	Closed Prior Year	Volume	Count
Wednesday, January 14, 2026	\$35,346,340	46	Monday, January 13, 2025	\$61,273,581	102
Tuesday, January 13, 2026	\$39,585,611	76	Sunday, January 12, 2025	\$977,480	3
Monday, January 12, 2026	\$51,968,184	98	Saturday, January 11, 2025	\$2,138,467	5
Sunday, January 11, 2026	\$320,000	1	Friday, January 10, 2025	\$129,247,859	225
Saturday, January 10, 2026	\$2,914,000	3	Thursday, January 09, 2025	\$47,426,879	85
Friday, January 09, 2026	\$109,182,338	201	Wednesday, January 08, 2025	\$48,875,210	94
Thursday, January 08, 2026	\$57,275,719	99	Tuesday, January 07, 2025	\$61,178,479	115
<b>Total</b>	<b>\$296,592,192</b>	<b>524</b>	<b>Total</b>	<b>\$351,117,955</b>	<b>629</b>

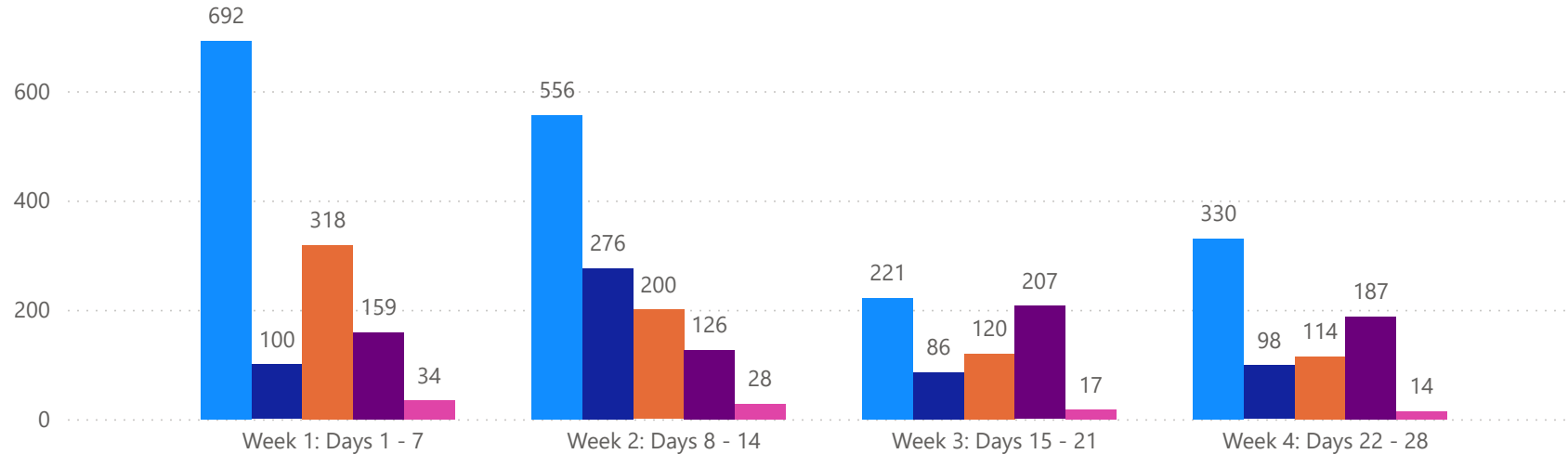


# 4 WEEK REAL ESTATE MARKET REPORT

## TAMPA BAY - CONDO

### 1/14/2026

**MLSStatus** ● Active ● Canceled ● Pending ● Sold ● Temporarily Off-Market



*All data is current as of today, though some MLS statuses may have changed from prior days.*

### TOTALS

MLS Status	4 Week Total
Active	1799
Canceled	560
Pending	752
Sold	679
Temporarily Off-Market	93

### DAILY MARKET CHANGE

Category	Sum of Total
Back on the Market	15
New Listings	97
Price Decrease	100
Price Increase	1

\*Back on Market can be from these sources - Pending, Temp Off Market, Cancelled and Expired Listing)

### 7 DAY SOLD COMPARISON

Closed Prior Year	Volume	Count	Closed Prior Year	Volume	Count
Wednesday, January 14, 2026	\$15,978,577	22	Monday, January 13, 2025	\$5,089,300	17
Tuesday, January 13, 2026	\$12,686,494	21	Sunday, January 12, 2025	\$320,000	1
Monday, January 12, 2026	\$10,632,500	28	Friday, January 10, 2025	\$26,864,316	49
Saturday, January 10, 2026	\$1,284,000	2	Thursday, January 09, 2025	\$10,479,000	15
Friday, January 09, 2026	\$20,896,361	54	Wednesday, January 08, 2025	\$16,317,500	23
Thursday, January 08, 2026	\$29,436,090	32	Tuesday, January 07, 2025	\$6,506,400	18
<b>Total</b>	<b>\$90,914,022</b>	<b>159</b>	<b>Total</b>	<b>\$65,576,516</b>	<b>123</b>

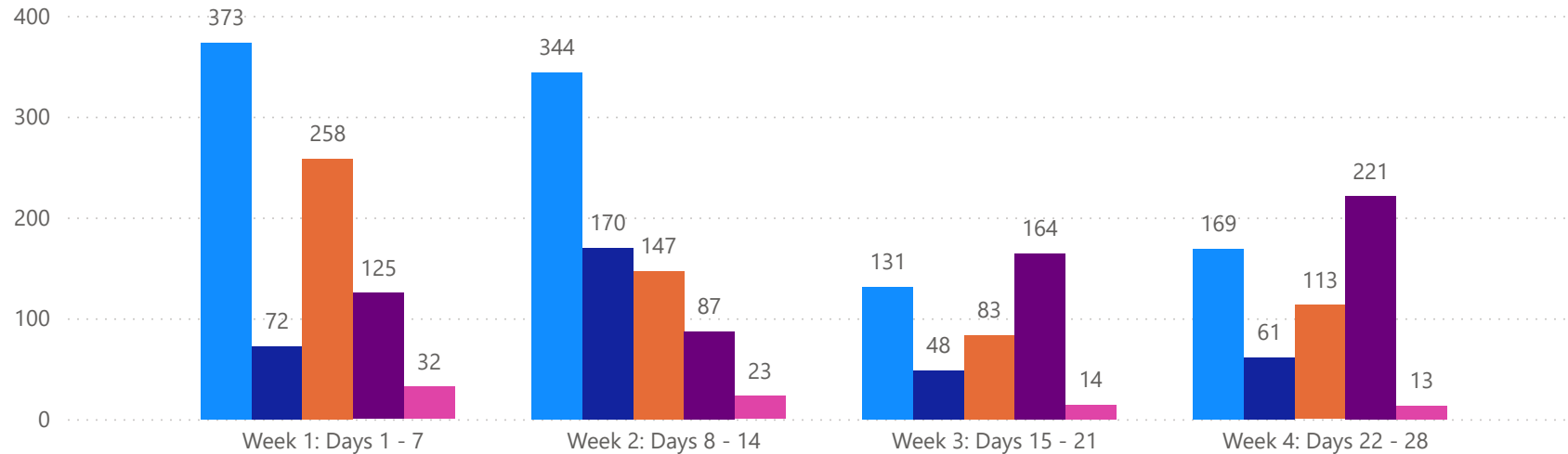


# 4 WEEK REAL ESTATE MARKET REPORT

## PINELLAS COUNTY - SINGLE FAMILY HOME

### 1/14/2026

**MLS Status** ● Active ● Canceled ● Pending ● Sold ● Temporarily Off-Market



*All data is current as of today, though some MLS statuses may have changed from prior days.*

### TOTALS

MLS Status	4 Week Total
Active	1017
Canceled	351
Pending	601
Sold	597
Temporarily Off-Market	82

### DAILY MARKET CHANGE

Category	Sum of Pinellas
Back on the Market	15
New Listings	57
Price Decrease	73
Price Increase	3

\*Back on Market can be from these sources - Pending, Temp Off Market, Cancelled and Expired Listing)

### 7 DAY SOLD COMPARISON

Closed Prior Year	Volume	Count	Closed Prior Year	Volume	Count
Wednesday, January 14, 2026	\$6,000,500	9	Monday, January 13, 2025	\$9,162,995	19
Tuesday, January 13, 2026	\$16,031,300	26	Saturday, January 11, 2025	\$1,195,500	2
Monday, January 12, 2026	\$17,428,700	26	Friday, January 10, 2025	\$38,736,789	61
Friday, January 09, 2026	\$24,862,802	44	Thursday, January 09, 2025	\$10,209,395	20
Thursday, January 08, 2026	\$9,554,000	20	Wednesday, January 08, 2025	\$9,284,951	19
<b>Total</b>	<b>\$73,877,302</b>	<b>125</b>	Tuesday, January 07, 2025	\$19,169,000	35
			<b>Total</b>	<b>\$87,758,630</b>	<b>156</b>

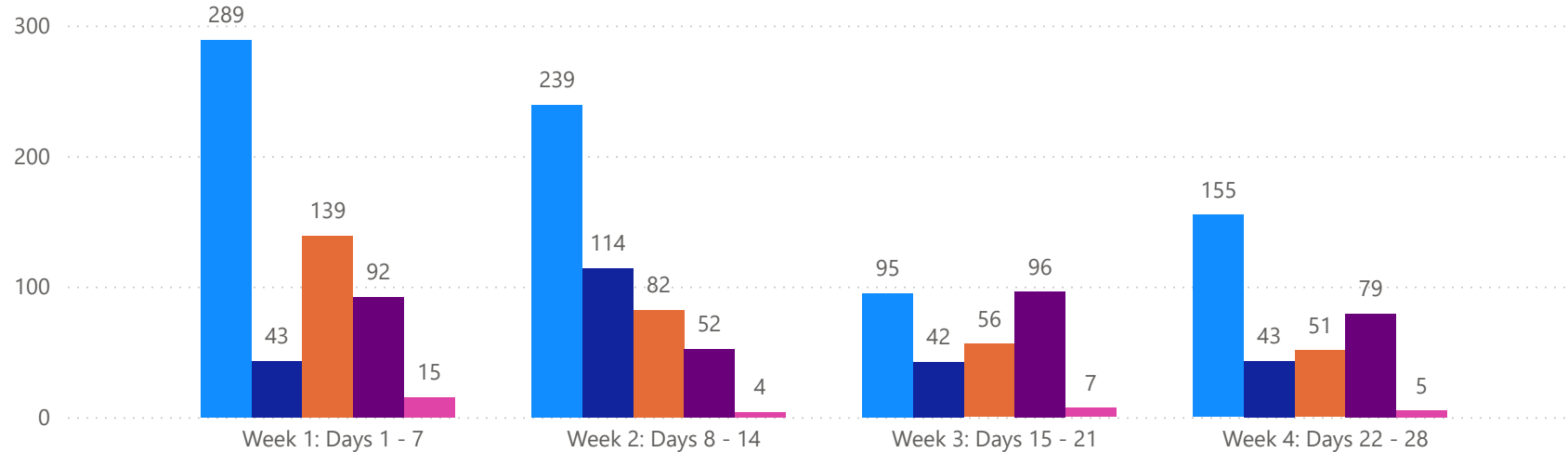


# 4 WEEK REAL ESTATE MARKET REPORT

## PINELLAS COUNTY - CONDO

### 1/14/2026

**MLS Status** ● Active ● Canceled ● Pending ● Sold ● Temporarily Off-Market



*All data is current as of today, though some MLS statuses may have changed from prior days.*

### TOTALS

MLS Status	4 Week Total
Active	778
Canceled	242
Pending	328
Sold	319
Temporarily Off-Market	31

### DAILY MARKET CHANGE

Category	Sum of Pinellas
Back on the Market	9
New Listings	36
Price Decrease	47
Price Increase	0

\*Back on Market can be from these sources - Pending, Temp Off Market, Cancelled and Expired Listing)

### 7 DAY SOLD COMPARISON

Closed Prior Year	Volume	Count	Closed Prior Year	Volume	Count
Wednesday, January 14, 2026	\$13,855,577	14	Monday, January 13, 2025	\$1,712,800	9
Tuesday, January 13, 2026	\$10,789,394	12	Friday, January 10, 2025	\$14,894,600	27
Monday, January 12, 2026	\$5,046,500	13	Thursday, January 09, 2025	\$4,319,000	9
Saturday, January 10, 2026	\$1,284,000	2	Wednesday, January 08, 2025	\$1,766,500	7
Friday, January 09, 2026	\$14,134,511	32	Tuesday, January 07, 2025	\$2,968,900	12
Thursday, January 08, 2026	\$15,644,090	19	<b>Total</b>	<b>\$25,661,800</b>	<b>64</b>
<b>Total</b>	<b>\$60,754,072</b>	<b>92</b>			

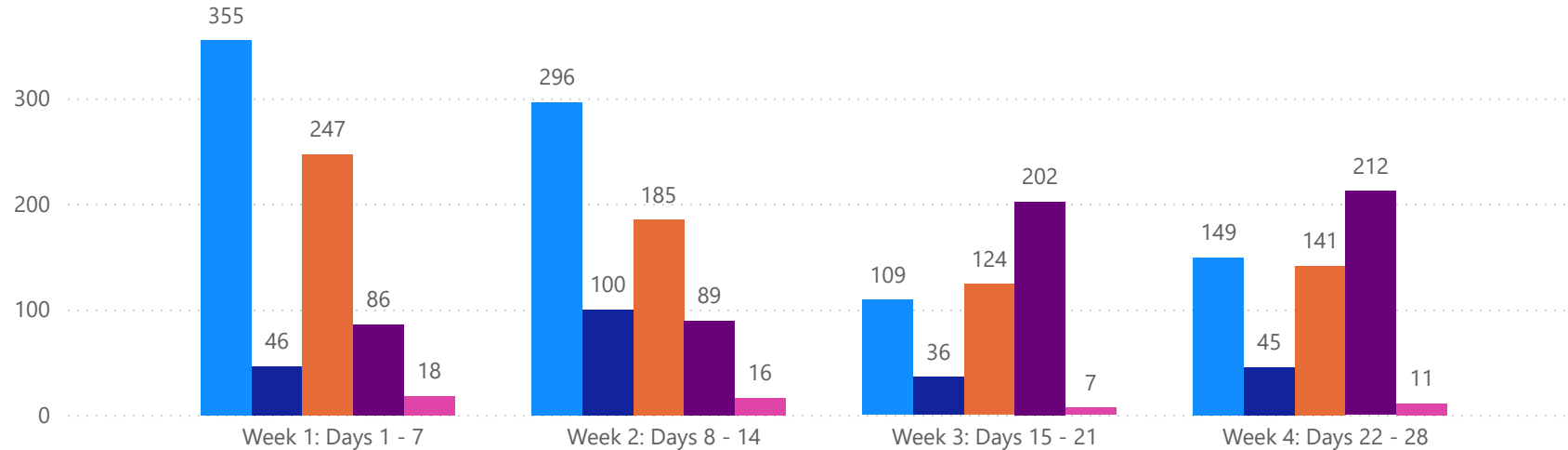


# 4 WEEK REAL ESTATE MARKET REPORT

## PASCO COUNTY - SINGLE FAMILY HOME

### 1/14/2026

**MLSStatus** ● Active ● Canceled ● Pending ● Sold ● Temporarily Off-Market



*All data is current as of today, though some MLS statuses may have changed from prior days.*

### TOTALS

MLS Status	4 Week Total
Active	909
Canceled	227
Pending	697
Sold	589
Temporarily Off-Market	52

### DAILY MARKET CHANGE

Category	Sum of Pasco
Back on the Market	7
New Listings	56
Price Decrease	89
Price Increase	13

\*Back on Market can be from these sources - Pending, Temp Off Market, Cancelled and Expired Listing)

### 7 DAY SOLD COMPARISON

Closed Prior Year	Volume	Count	Closed Prior Year	Volume	Count
Wednesday, January 14, 2026	\$3,833,840	10	Monday, January 13, 2025	\$9,550,209	22
Tuesday, January 13, 2026	\$6,111,015	12	Sunday, January 12, 2025	\$977,480	3
Monday, January 12, 2026	\$5,470,840	12	Friday, January 10, 2025	\$18,792,620	49
Saturday, January 10, 2026	\$141,000	1	Thursday, January 09, 2025	\$6,783,480	18
Friday, January 09, 2026	\$16,362,477	36	Wednesday, January 08, 2025	\$7,936,960	24
Thursday, January 08, 2026	\$6,546,699	15	Tuesday, January 07, 2025	\$8,945,369	23
<b>Total</b>	<b>\$38,465,871</b>	<b>86</b>	<b>Total</b>	<b>\$52,986,118</b>	<b>139</b>

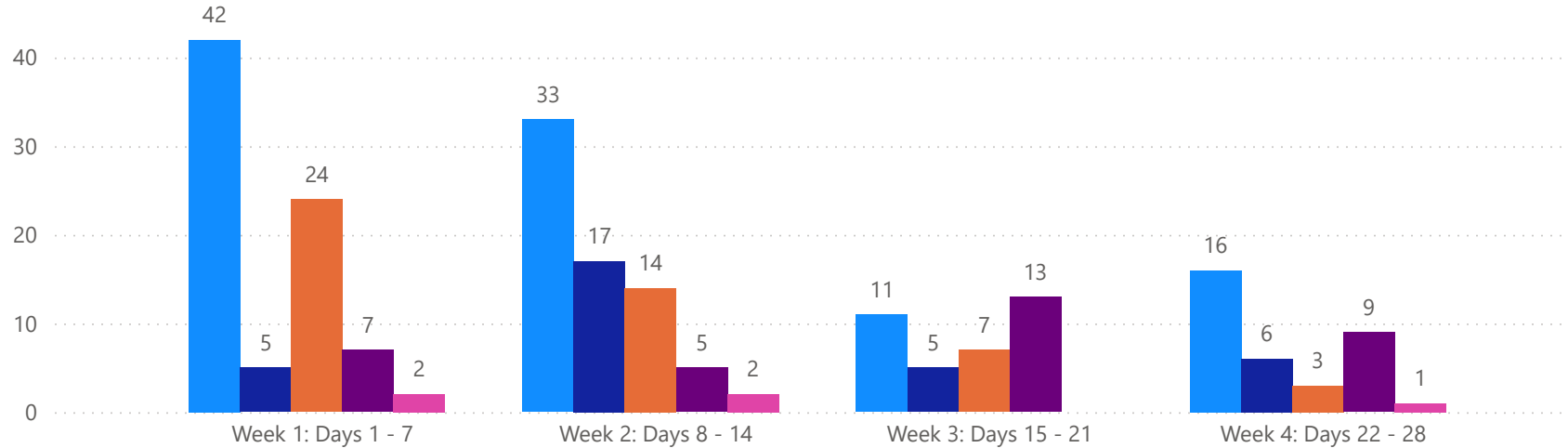


# 4 WEEK REAL ESTATE MARKET REPORT

## PASCO COUNTY - CONDO

### 1/14/2026

**MLSStatus** ● Active ● Canceled ● Pending ● Sold ● Temporarily Off-Market



*All data is current as of today, though some MLS statuses may have changed from prior days.*

### TOTALS

MLS Status	4 Week Total
Active	102
Canceled	33
Pending	48
Sold	34
Temporarily Off-Market	5

### DAILY MARKET CHANGE

Category	Sum of Pasco
Back on the Market	0
New Listings	8
Price Decrease	3
Price Increase	0

\*Back on Market can be from these sources - Pending, Temp Off Market, Cancelled and Expired Listing)

### 7 DAY SOLD COMPARISON

Closed Prior Year	Volume	Count
Wednesday, January 14, 2026	\$205,000	1
Monday, January 12, 2026	\$256,000	2
Friday, January 09, 2026	\$215,000	2
Thursday, January 08, 2026	\$260,000	2
<b>Total</b>	<b>\$936,000</b>	<b>7</b>

Closed Prior Year	Volume	Count
Monday, January 13, 2025	\$216,000	1
Friday, January 10, 2025	\$425,000	2
Wednesday, January 08, 2025	\$517,000	3
<b>Total</b>	<b>\$1,158,000</b>	<b>6</b>



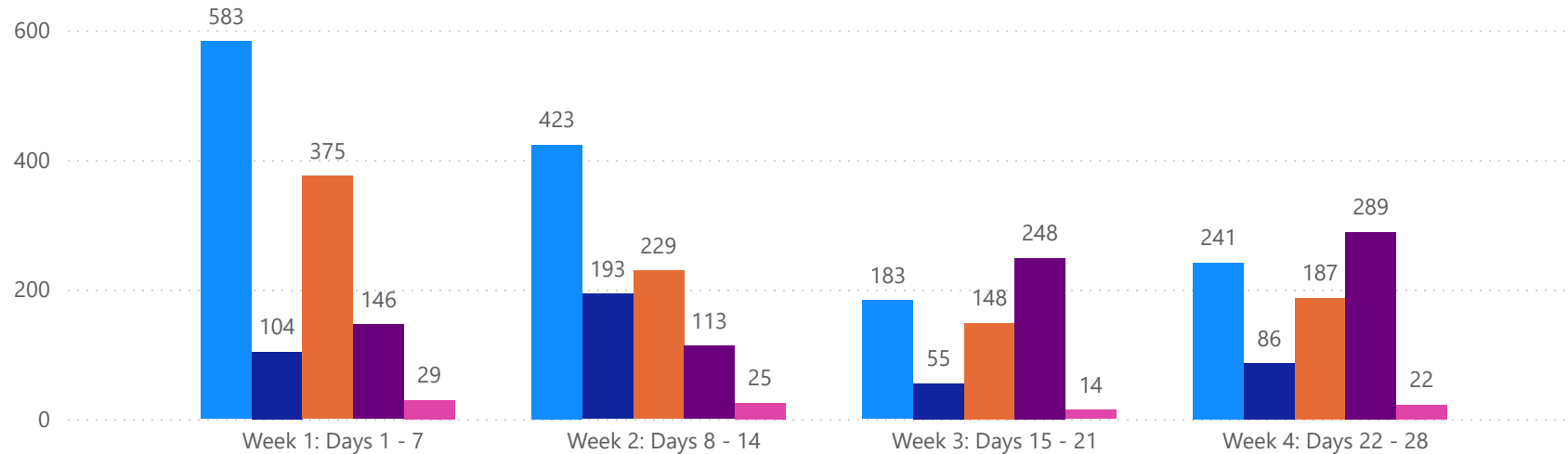


# 4 WEEK REAL ESTATE MARKET REPORT

## HILLSBOROUGH COUNTY - SINGLE FAMILY HOME

### 1/14/2026

**MLSStatus** ● Active ● Canceled ● Pending ● Sold ● Temporarily Off-Market



*All data is current as of today, though some MLS statuses may have changed from prior days.*

### TOTALS

MLS Status	4 Week Total
Active	1430
Canceled	438
Pending	939
Sold	796
Temporarily Off-Market	90

### DAILY MARKET CHANGE

Category	Sum of Hillsborough	*Back on Market can be from these sources - Pending, Temp Off Market, Cancelled and Expired Listing)
Back on the Market	17	
New Listings	83	
Price Decrease	100	
Price Increase	5	

### 7 DAY SOLD COMPARISON

Closed Prior Year	Volume	Count	Closed Prior Year	Volume	Count
Wednesday, January 14, 2026	\$2,130,000	5	Monday, January 13, 2025	\$13,475,425	27
Tuesday, January 13, 2026	\$8,405,400	19	Saturday, January 11, 2025	\$355,000	1
Monday, January 12, 2026	\$16,192,797	33	Friday, January 10, 2025	\$33,407,670	57
Friday, January 09, 2026	\$33,086,619	63	Thursday, January 09, 2025	\$8,579,814	20
Thursday, January 08, 2026	\$13,679,490	26	Wednesday, January 08, 2025	\$12,038,299	21
<b>Total</b>	<b>\$73,494,306</b>	<b>146</b>	Tuesday, January 07, 2025	\$12,338,180	25
			<b>Total</b>	<b>\$80,194,388</b>	<b>151</b>

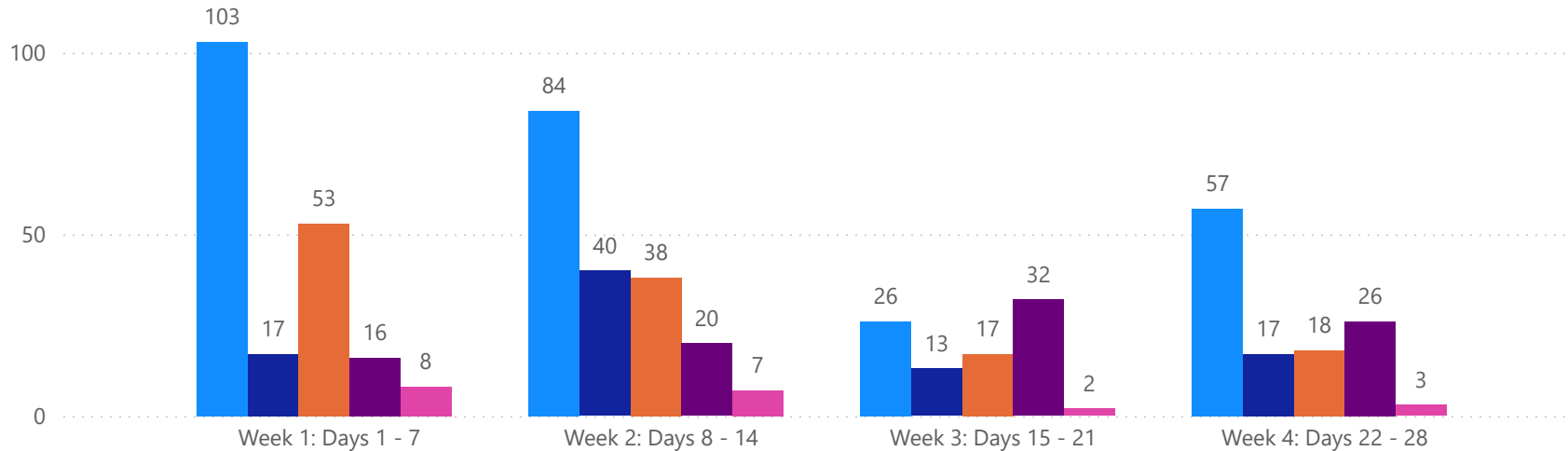


# 4 WEEK REAL ESTATE MARKET REPORT

## HILLSBOROUGH COUNTY - CONDO

### 1/14/2026

**MLS Status** ● Active ● Canceled ● Pending ● Sold ● Temporarily Off-Market



*All data is current as of today, though some MLS statuses may have changed from prior days.*

### TOTALS

MLS Status	4 Week Total
Active	270
Canceled	87
Pending	126
Sold	94
Temporarily Off-Market	20

### DAILY MARKET CHANGE

Category	Sum of Hillsborough	*Back on Market can be from these sources - Pending, Temp Off Market, Cancelled and Expired Listing)
Back on the Market	1	
New Listings	9	
Price Decrease	16	
Price Increase	0	

### 7 DAY SOLD COMPARISON

Closed Prior Year	Volume	Count	Closed Prior Year	Volume	Count
Wednesday, January 14, 2026	\$130,000	1	Monday, January 13, 2025	\$1,069,000	3
Tuesday, January 13, 2026	\$806,200	4	Friday, January 10, 2025	\$1,342,400	4
Monday, January 12, 2026	\$455,500	3	Wednesday, January 08, 2025	\$540,000	3
Friday, January 09, 2026	\$1,264,400	5	Tuesday, January 07, 2025	\$2,650,000	2
Thursday, January 08, 2026	\$4,139,000	3	<b>Total</b>	<b>\$5,601,400</b>	<b>12</b>
<b>Total</b>	<b>\$6,795,100</b>	<b>16</b>			

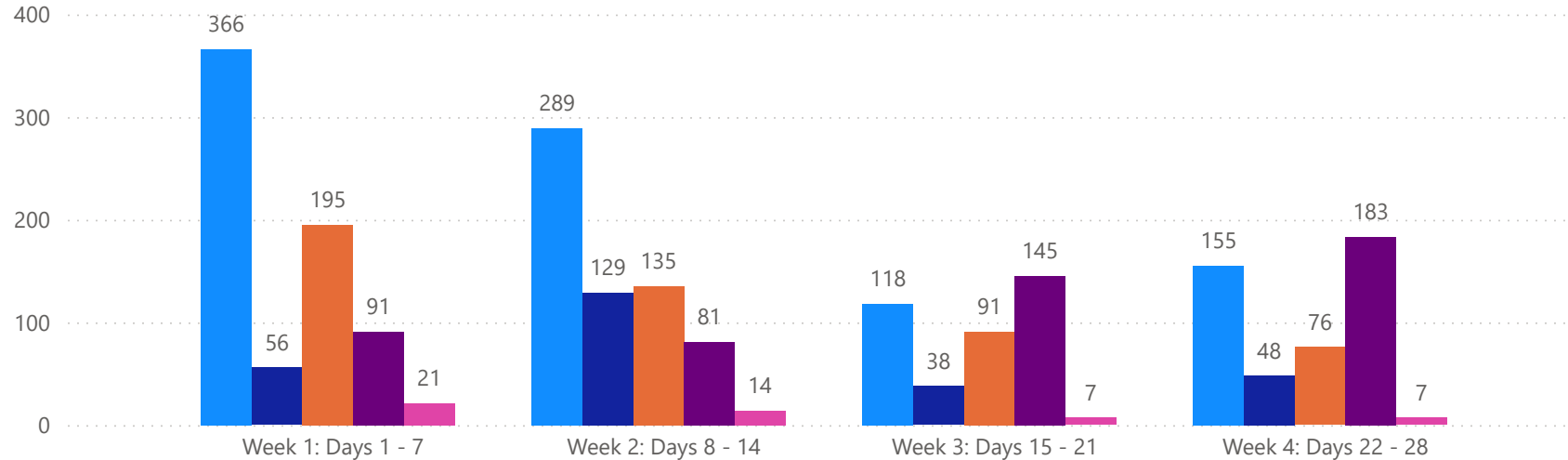


# 4 WEEK REAL ESTATE MARKET REPORT

## SARASOTA COUNTY - SINGLE FAMILY HOME

### 1/14/2026

**MLS Status** ● Active ● Canceled ● Pending ● Sold ● Temporarily Off-Market



*All data is current as of today, though some MLS statuses may have changed from prior days.*

### TOTALS

MLS Status	4 Week Total
Active	928
Canceled	271
Pending	497
Sold	500
Temporarily Off-Market	49

### DAILY MARKET CHANGE

Category	Sum of Sarasota
Back on the Market	11
New Listings	59
Price Decrease	63
Price Increase	3

\*Back on Market can be from these sources - Pending, Temp Off Market, Cancelled and Expired Listing)

### 7 DAY SOLD COMPARISON

Closed Prior Year	Volume	Count	Closed Prior Year	Volume	Count
Wednesday, January 14, 2026	\$19,411,000	15	Monday, January 13, 2025	\$17,959,797	16
Tuesday, January 13, 2026	\$4,140,151	9	Saturday, January 11, 2025	\$150,000	1
Monday, January 12, 2026	\$5,963,349	14	Friday, January 10, 2025	\$20,247,228	31
Sunday, January 11, 2026	\$320,000	1	Thursday, January 09, 2025	\$8,932,586	10
Saturday, January 10, 2026	\$324,000	1	Wednesday, January 08, 2025	\$9,314,600	16
Friday, January 09, 2026	\$23,297,800	32	Tuesday, January 07, 2025	\$11,141,280	19
Thursday, January 08, 2026	\$11,874,420	19	<b>Total</b>	<b>\$67,745,491</b>	<b>93</b>
<b>Total</b>	<b>\$65,330,720</b>	<b>91</b>			

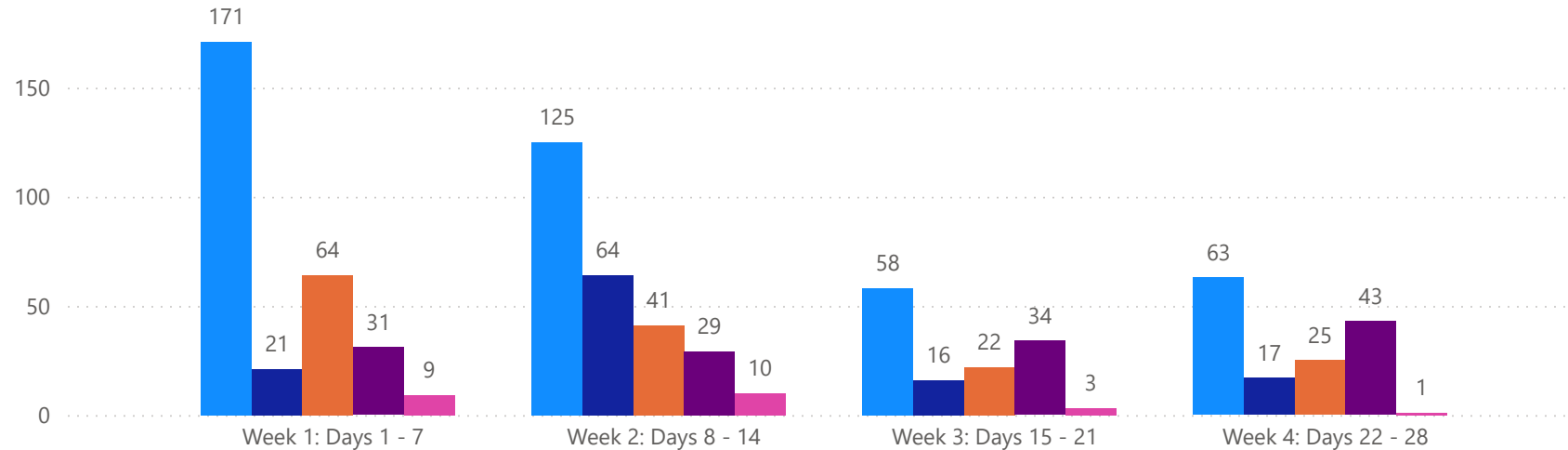


# 4 WEEK REAL ESTATE MARKET REPORT

## SARASOTA COUNTY - CONDO

1/14/2026

**MLSStatus** ● Active ● Canceled ● Pending ● Sold ● Temporarily Off-Market



All data is current as of today, though some MLS statuses may have changed from prior days.

### TOTALS

MLS Status	4 Week Total
Active	417
Canceled	118
Pending	152
Sold	137
Temporarily Off-Market	23

### DAILY MARKET CHANGE

Category	Sum of Sarasota
Back on the Market	4
New Listings	30
Price Decrease	17
Price Increase	1

\*Back on Market can be from these sources - Pending, Temp Off Market, Cancelled and Expired Listing)

### 7 DAY SOLD COMPARISON

Closed Prior Year	Volume	Count	Closed Prior Year	Volume	Count
Wednesday, January 14, 2026	\$690,000	2	Monday, January 13, 2025	\$1,849,500	3
Tuesday, January 13, 2026	\$1,090,900	5	Sunday, January 12, 2025	\$320,000	1
Monday, January 12, 2026	\$4,595,500	8	Friday, January 10, 2025	\$7,772,751	11
Friday, January 09, 2026	\$3,819,950	9	Thursday, January 09, 2025	\$5,085,000	3
Thursday, January 08, 2026	\$8,243,000	7	Wednesday, January 08, 2025	\$13,049,000	8
<b>Total</b>	<b>\$18,439,350</b>	<b>31</b>	Tuesday, January 07, 2025	\$457,500	2
			<b>Total</b>	<b>\$28,533,751</b>	<b>28</b>

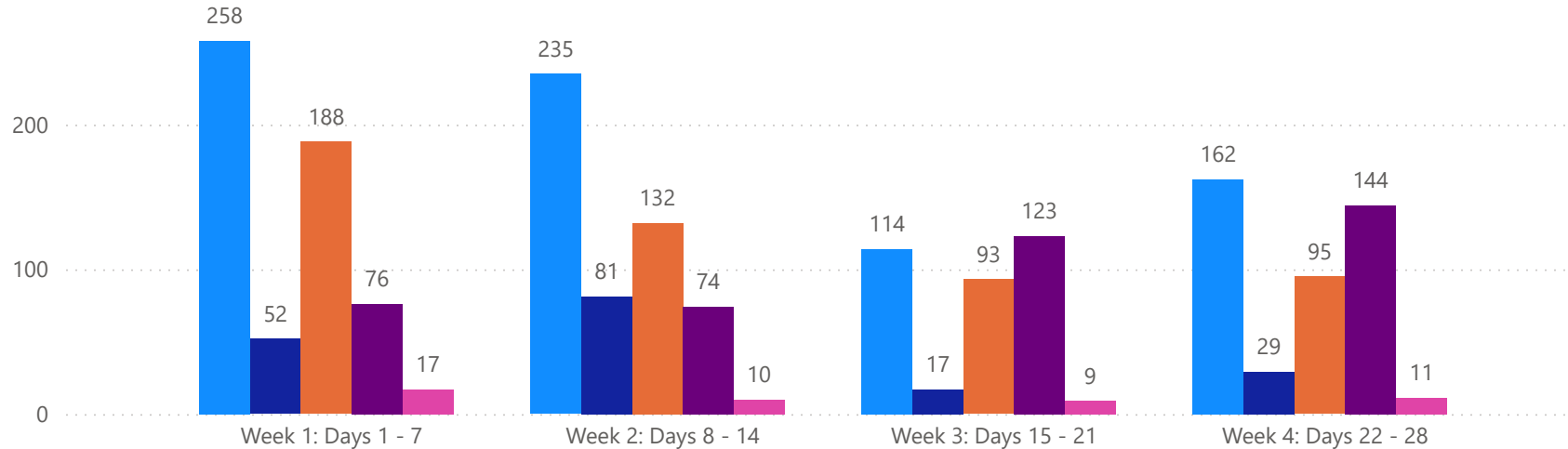


# 4 WEEK REAL ESTATE MARKET REPORT

## MANATEE COUNTY - SINGLE FAMILY HOME

### 1/14/2026

**MLSStatus** ● Active ● Canceled ● Pending ● Sold ● Temporarily Off-Market



*All data is current as of today, though some MLS statuses may have changed from prior days.*

### TOTALS

MLS Status	4 Week Total
Active	769
Canceled	179
Pending	508
Sold	417
Temporarily Off-Market	47

### DAILY MARKET CHANGE

Category	Sum of Manatee
Back on the Market	4
New Listings	48
Price Decrease	113
Price Increase	3

\*Back on Market can be from these sources - Pending, Temp Off Market, Cancelled and Expired Listing)

### 7 DAY SOLD COMPARISON

Closed Prior Year	Volume	Count	Closed Prior Year	Volume	Count
Wednesday, January 14, 2026	\$3,971,000	7	Monday, January 13, 2025	\$11,125,155	18
Tuesday, January 13, 2026	\$4,897,745	10	Saturday, January 11, 2025	\$437,967	1
Monday, January 12, 2026	\$6,912,498	13	Friday, January 10, 2025	\$18,063,552	27
Saturday, January 10, 2026	\$2,449,000	1	Thursday, January 09, 2025	\$12,921,604	17
Friday, January 09, 2026	\$11,572,640	26	Wednesday, January 08, 2025	\$10,300,400	14
Thursday, January 08, 2026	\$15,621,110	19	Tuesday, January 07, 2025	\$9,584,650	13
<b>Total</b>	<b>\$45,423,993</b>	<b>76</b>	<b>Total</b>	<b>\$62,433,328</b>	<b>90</b>

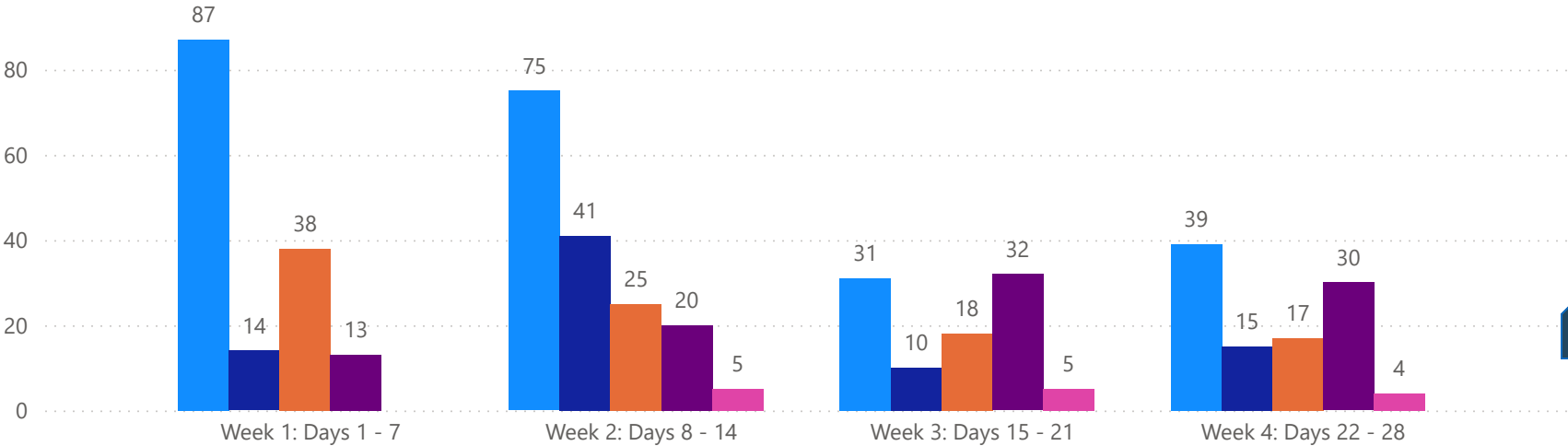


# 4 WEEK REAL ESTATE MARKET REPORT

## MANATEE COUNTY - CONDO

1/14/2026

**MLSStatus** ● Active ● Canceled ● Pending ● Sold ● Temporarily Off-Market



### TOTALS

MLS Status	4 Week Total
Active	232
Canceled	80
Pending	98
Sold	95
Temporarily Off-Market	14

### DAILY MARKET CHANGE

Category	Sum of Manatee
Back on the Market	1
New Listings	14
Price Decrease	17
Price Increase	0

\*Back on Market can be from these sources - Pending, Temp Off Market, Cancelled and Expired Listing)

### 7 DAY SOLD COMPARISON

Closed Prior Year	Volume	Count
Wednesday, January 14, 2026	\$1,098,000	4
Monday, January 12, 2026	\$279,000	2
Friday, January 09, 2026	\$1,462,500	6
Thursday, January 08, 2026	\$1,150,000	1
<b>Total</b>	<b>\$3,989,500</b>	<b>13</b>

Closed Prior Year	Volume	Count
Monday, January 13, 2025	\$242,000	1
Friday, January 10, 2025	\$2,429,565	5
Thursday, January 09, 2025	\$1,075,000	3
Wednesday, January 08, 2025	\$445,000	2
Tuesday, January 07, 2025	\$430,000	2
<b>Total</b>	<b>\$4,621,565</b>	<b>13</b>

