



4 WEEK REAL ESTATE MARKET REPORT

Monday, January 19, 2026

As of: Tuesday, January 20, 2026

- 1 Report Breakdown
- 2 Cumulative Tampa Bay Report - Single Family Home
- 3 Cumulative Tampa Bay Report - Condominium
- 4 Pinellas County - Single Family Home
- 5 Pinellas County - Condominium
- 6 Pasco County - Single Family Home
- 7 Pasco County - Condominium
- 8 Hillsborough County - Single Family Home
- 9 Hillsborough County - Condominium
- 10 Sarasota County - Single Family Home
- 11 Sarasota County - Condominium
- 12 Manatee County - Single Family Home
- 13 Manatee County - Condominium

4 WEEK REAL ESTATE MARKET REPORT

REPORT BREAKDOWN

Monday, January 19, 2026

as of: 1/20/2026

Day 1	Monday, January 19, 2026
Day 2	Sunday, January 18, 2026
Day 3	Saturday, January 17, 2026
Day 4	Friday, January 16, 2026
Day 5	Thursday, January 15, 2026
Day 6	Tuesday, January 20, 2026
Day 7	Monday, January 19, 2026
Day 8	Sunday, January 18, 2026
Day 9	Saturday, January 17, 2026
Day 10	Friday, January 16, 2026
Day 11	Thursday, January 15, 2026
Day 12	Wednesday, January 14, 2026
Day 13	Tuesday, January 13, 2026
Day 14	Monday, January 12, 2026
Day 15	Sunday, January 11, 2026
Day 16	Saturday, January 10, 2026
Day 17	Friday, January 9, 2026
Day 18	Thursday, January 8, 2026
Day 19	Wednesday, January 7, 2026
Day 20	Tuesday, January 6, 2026
Day 21	Monday, January 5, 2026
Day 22	Sunday, January 4, 2026
Day 23	Saturday, January 3, 2026
Day 24	Friday, January 2, 2026
Day 25	Thursday, January 1, 2026
Day 26	Wednesday, December 31, 2025
Day 27	Tuesday, December 30, 2025
Day 28	Monday, December 29, 2025

REPORT BREAKDOWN

GRAPH:

Active - Newly listed during the date range

Pending - Status changed to 'pending' during the date range

Sold - Closed during the date range

Canceled - Canceled during the date range

Temp off Market - Status changed to 'temp' off market' during the date range

The date ranges are not cumulative.

Day 1: Monday, January 19, 2026

Day 28: Monday, December 29, 2025

TOTALS:

4 Weeks: The summation of each date range (Day 1 - Day 28)

Market Changes

Day 1's New Listings, Price Increase, Price Decreases and Back on Market

Manatee County - Single Family Home

7 Day Sold Comparison

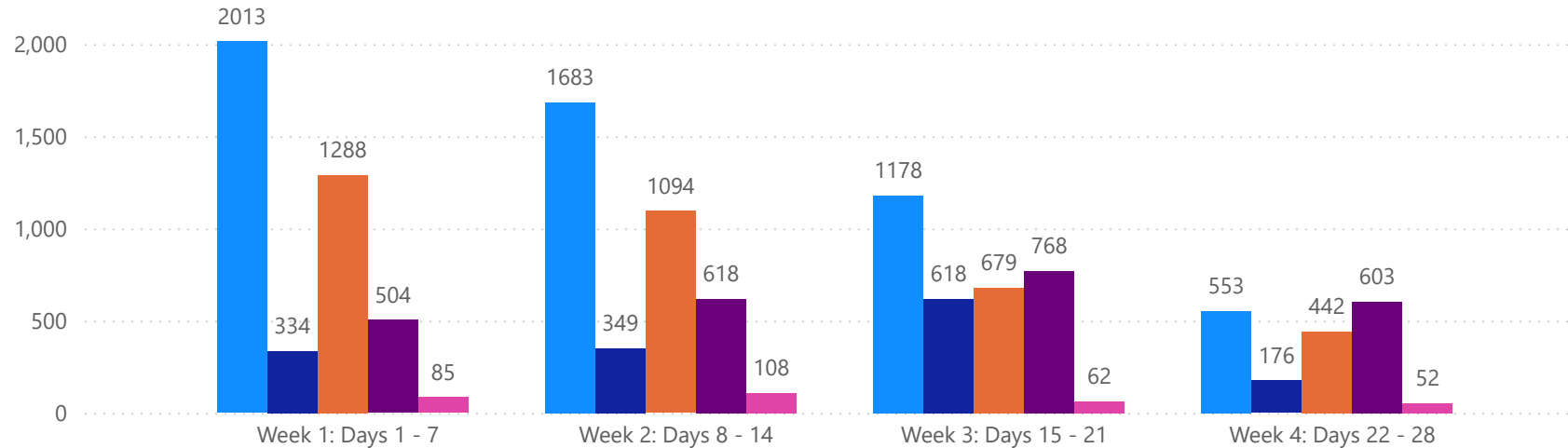
Compares the sold amount and volume in the last 7 days against the same timeframe in the prior year and days 8 - days 14.

4 WEEK REAL ESTATE MARKET REPORT

TAMPA BAY - SINGLE FAMILY HOME

1/19/2026

MLS Status ● Active ● Canceled ● Pending ● Sold ● Temporarily Off-Market



All data is current as of today, though some MLS statuses may have changed from prior days.

TOTALS

MLS Status	4 Week Total
Active	5427
Canceled	1477
Pending	3503
Sold	2493
Temporarily Off-Market	307

DAILY MARKET CHANGE

Category	Sum of Total
Back on the Market	58
New Listings	362
Price Decrease	337
Price Increase	21

*Back on Market can be from these sources - Pending, Temp Off Market, Cancelled and Expired Listing)

7 DAY SOLD COMPARISON

Closed Prior Year	Volume	Count	Closed Prior Year	Volume	Count
Monday, January 19, 2026	\$3,914,000	5	Saturday, January 18, 2025	\$6,751,000	6
Sunday, January 18, 2026	\$215,000	1	Friday, January 17, 2025	\$121,911,268	225
Saturday, January 17, 2026	\$1,765,000	3	Thursday, January 16, 2025	\$63,070,648	118
Friday, January 16, 2026	\$98,935,564	157	Wednesday, January 15, 2025	\$113,546,537	177
Thursday, January 15, 2026	\$95,823,890	165	Tuesday, January 14, 2025	\$46,829,074	94
Wednesday, January 14, 2026	\$56,334,291	84	Monday, January 13, 2025	\$61,273,581	102
Tuesday, January 13, 2026	\$46,939,378	89	Sunday, January 12, 2025	\$977,480	3
Total	\$303,927,123	504	Total	\$414,359,588	725

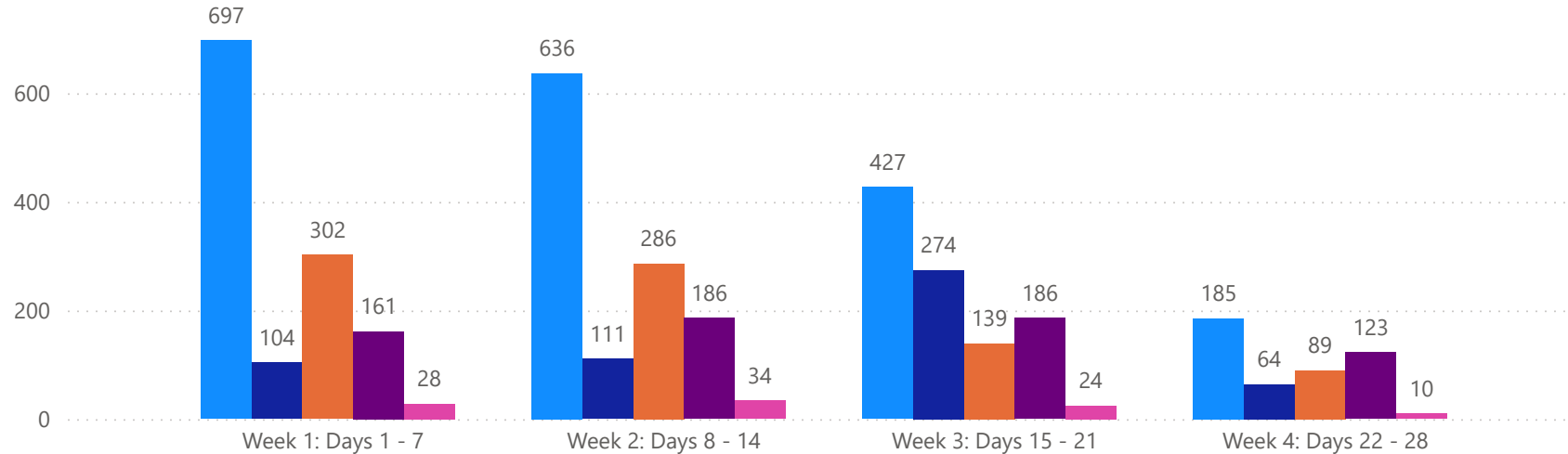


4 WEEK REAL ESTATE MARKET REPORT

TAMPA BAY - CONDO

1/19/2026

MLSStatus ● Active ● Canceled ● Pending ● Sold ● Temporarily Off-Market



All data is current as of today, though some MLS statuses may have changed from prior days.

TOTALS

MLS Status	4 Week Total
Active	1945
Canceled	553
Pending	816
Sold	656
Temporarily Off-Market	96

DAILY MARKET CHANGE

Category	Sum of Total
Back on the Market	8
New Listings	109
Price Decrease	86
Price Increase	3

*Back on Market can be from these sources - Pending, Temp Off Market, Cancelled and Expired Listing)

7 DAY SOLD COMPARISON

Closed Prior Year	Volume	Count	Closed Prior Year	Volume	Count
Monday, January 19, 2026	\$7,843,225	7	Saturday, January 18, 2025	\$502,900	2
Sunday, January 18, 2026	\$105,000	1	Friday, January 17, 2025	\$19,497,300	46
Friday, January 16, 2026	\$34,001,900	50	Thursday, January 16, 2025	\$11,428,500	21
Thursday, January 15, 2026	\$29,878,912	45	Wednesday, January 15, 2025	\$25,298,700	44
Wednesday, January 14, 2026	\$29,665,551	36	Tuesday, January 14, 2025	\$4,584,500	13
Tuesday, January 13, 2026	\$13,156,494	22	Monday, January 13, 2025	\$5,089,300	17
Total	\$114,651,082	161	Sunday, January 12, 2025	\$320,000	1
			Total	\$66,721,200	144

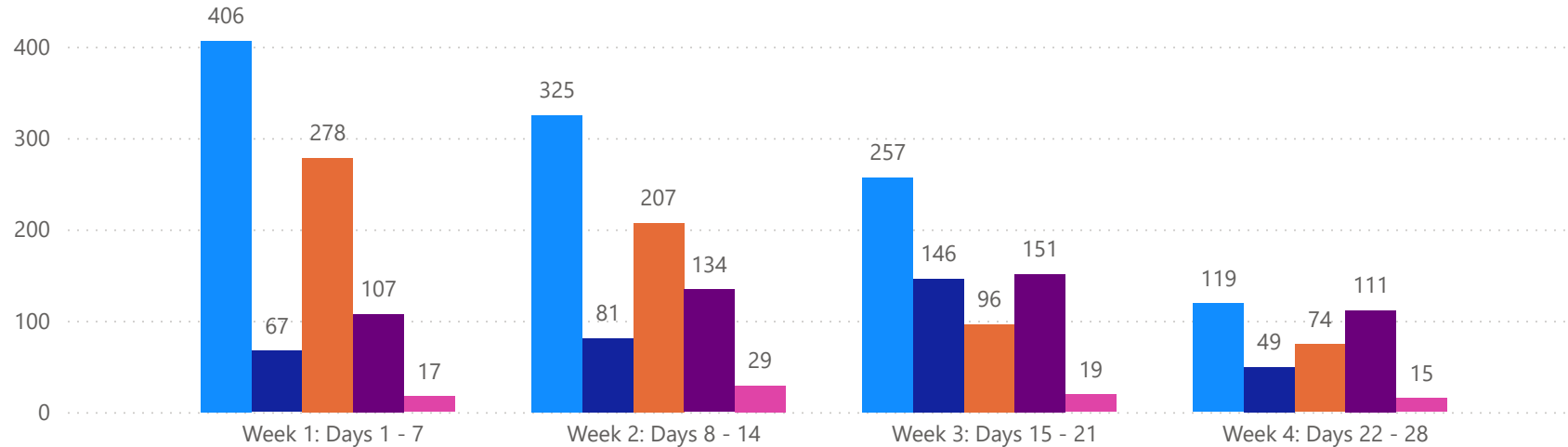


4 WEEK REAL ESTATE MARKET REPORT

PINELLAS COUNTY - SINGLE FAMILY HOME

1/19/2026

MLS Status ● Active ● Canceled ● Pending ● Sold ● Temporarily Off-Market



All data is current as of today, though some MLS statuses may have changed from prior days.

TOTALS

MLS Status	4 Week Total
Active	1107
Canceled	343
Pending	655
Sold	503
Temporarily Off-Market	80

DAILY MARKET CHANGE

Category	Sum of Pinellas
Back on the Market	15
New Listings	96
Price Decrease	55
Price Increase	7

*Back on Market can be from these sources - Pending, Temp Off Market, Cancelled and Expired Listing)

7 DAY SOLD COMPARISON

Closed Prior Year	Volume	Count	Closed Prior Year	Volume	Count
Monday, January 19, 2026	\$885,000	2	Saturday, January 18, 2025	\$650,000	2
Friday, January 16, 2026	\$23,370,999	30	Friday, January 17, 2025	\$33,563,900	52
Thursday, January 15, 2026	\$15,838,900	31	Thursday, January 16, 2025	\$17,791,800	33
Wednesday, January 14, 2026	\$8,143,000	13	Wednesday, January 15, 2025	\$19,078,463	31
Tuesday, January 13, 2026	\$17,958,300	31	Tuesday, January 14, 2025	\$9,129,295	17
Total	\$66,196,199	107	Monday, January 13, 2025	\$9,162,995	19
			Total	\$89,376,453	154

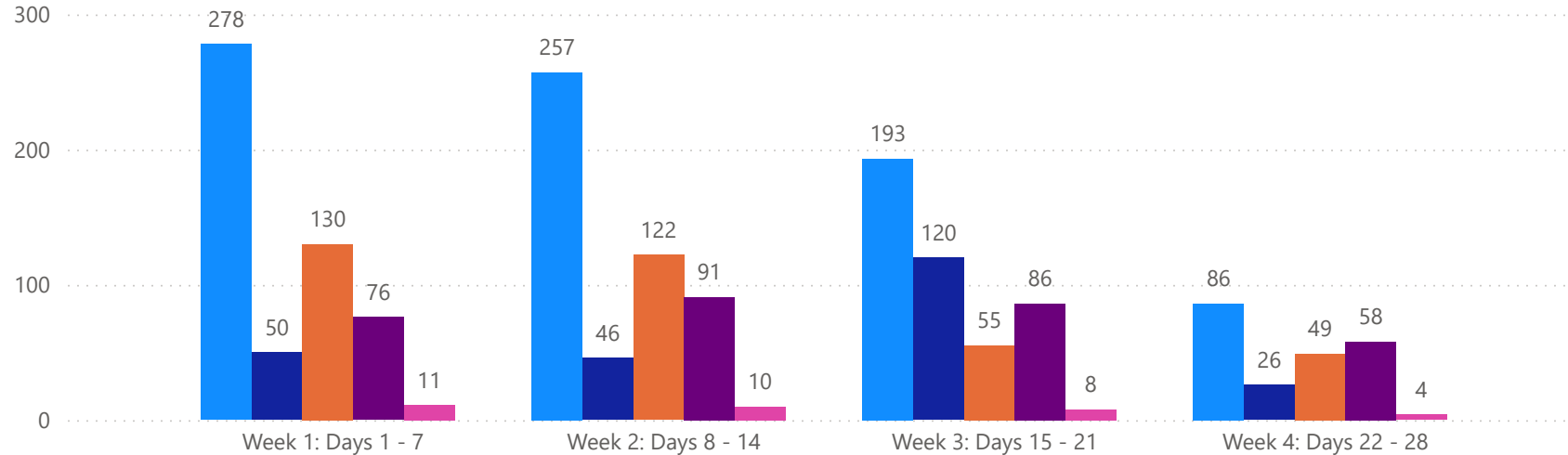


4 WEEK REAL ESTATE MARKET REPORT

PINELLAS COUNTY - CONDO

1/19/2026

MLSStatus ● Active ● Canceled ● Pending ● Sold ● Temporarily Off-Market



All data is current as of today, though some MLS statuses may have changed from prior days.

TOTALS

MLS Status	4 Week Total
Active	814
Canceled	242
Pending	356
Sold	311
Temporarily Off-Market	33

DAILY MARKET CHANGE

Category	Sum of Pinellas
Back on the Market	5
New Listings	46
Price Decrease	40
Price Increase	0

*Back on Market can be from these sources - Pending, Temp Off Market, Cancelled and Expired Listing)

7 DAY SOLD COMPARISON

Closed Prior Year	Volume	Count	Closed Prior Year	Volume	Count
Monday, January 19, 2026	\$7,843,225	7	Saturday, January 18, 2025	\$299,900	1
Sunday, January 18, 2026	\$105,000	1	Friday, January 17, 2025	\$5,018,400	15
Friday, January 16, 2026	\$11,995,500	16	Thursday, January 16, 2025	\$3,300,500	5
Thursday, January 15, 2026	\$13,198,517	18	Wednesday, January 15, 2025	\$7,908,300	19
Wednesday, January 14, 2026	\$25,265,151	21	Tuesday, January 14, 2025	\$685,000	5
Tuesday, January 13, 2026	\$11,259,394	13	Monday, January 13, 2025	\$1,712,800	9
Total	\$69,666,787	76	Total	\$18,924,900	54

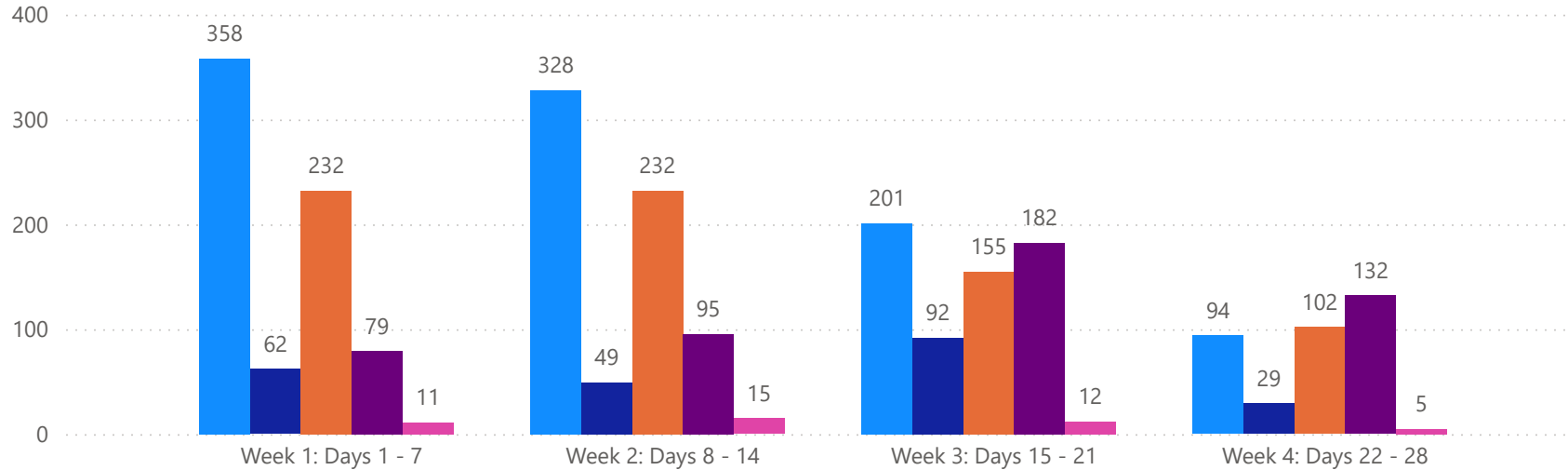


4 WEEK REAL ESTATE MARKET REPORT

PASCO COUNTY - SINGLE FAMILY HOME

1/19/2026

MLS Status ● Active ● Canceled ● Pending ● Sold ● Temporarily Off-Market



All data is current as of today, though some MLS statuses may have changed from prior days.

TOTALS

MLS Status	4 Week Total
Active	981
Canceled	232
Pending	721
Sold	488
Temporarily Off-Market	43

DAILY MARKET CHANGE

Category	Sum of Pasco
Back on the Market	15
New Listings	49
Price Decrease	65
Price Increase	4

*Back on Market can be from these sources - Pending, Temp Off Market, Cancelled and Expired Listing)

7 DAY SOLD COMPARISON

Closed Prior Year	Volume	Count	Closed Prior Year	Volume	Count
Sunday, January 18, 2026	\$215,000	1	Saturday, January 18, 2025	\$445,000	1
Friday, January 16, 2026	\$9,343,245	25	Friday, January 17, 2025	\$21,978,975	52
Thursday, January 15, 2026	\$9,847,480	23	Thursday, January 16, 2025	\$7,690,621	22
Wednesday, January 14, 2026	\$5,587,830	16	Wednesday, January 15, 2025	\$15,780,328	33
Tuesday, January 13, 2026	\$6,716,005	14	Tuesday, January 14, 2025	\$8,010,959	21
Total	\$31,709,560	79	Monday, January 13, 2025	\$9,550,209	22
			Sunday, January 12, 2025	\$977,480	3
			Total	\$64,433,572	154

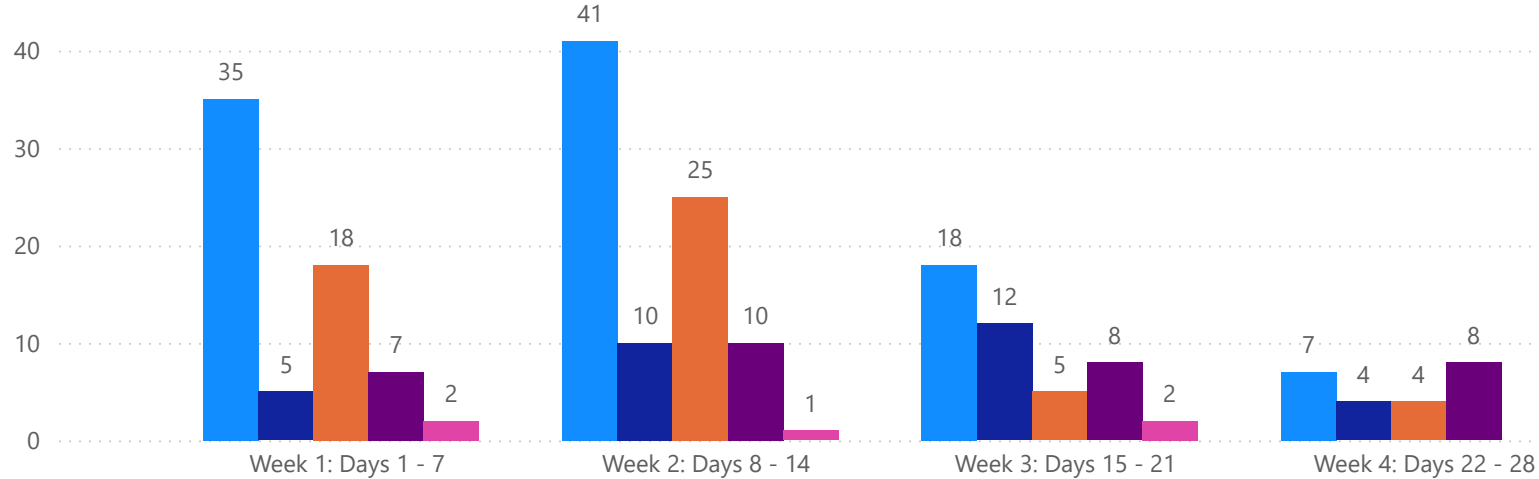


4 WEEK REAL ESTATE MARKET REPORT

PASCO COUNTY - CONDO

1/19/2026

MLSStatus ● Active ● Canceled ● Pending ● Sold ● Temporarily Off-Market



All data is current as of today, though some MLS statuses may have changed from prior days.

TOTALS

MLS Status	4 Week Total
Active	101
Canceled	31
Pending	52
Sold	33
Temporarily Off-Market	5

DAILY MARKET CHANGE

Category	Sum of Pasco
Back on the Market	0
New Listings	6
Price Decrease	4
Price Increase	0

*Back on Market can be from these sources - Pending, Temp Off Market, Cancelled and Expired Listing)

7 DAY SOLD COMPARISON

Closed Prior Year	Volume	Count	Closed Prior Year	Volume	Count
Friday, January 16, 2026	\$265,900	2	Friday, January 17, 2025	\$716,500	4
Thursday, January 15, 2026	\$237,995	2	Thursday, January 16, 2025	\$235,000	2
Wednesday, January 14, 2026	\$514,900	3	Wednesday, January 15, 2025	\$480,000	2
Total	\$1,018,795	7	Tuesday, January 14, 2025	\$300,000	2
			Monday, January 13, 2025	\$216,000	1
			Total	\$1,947,500	11

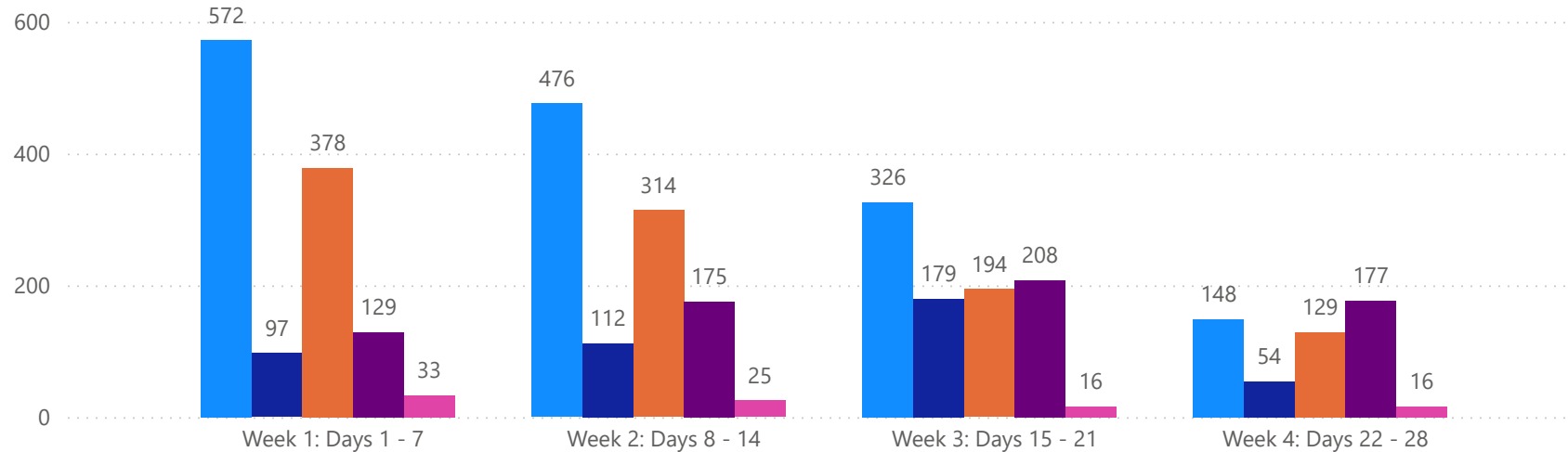


4 WEEK REAL ESTATE MARKET REPORT

HILLSBOROUGH COUNTY - SINGLE FAMILY HOME

1/19/2026

MLSStatus ● Active ● Canceled ● Pending ● Sold ● Temporarily Off-Market



All data is current as of today, though some MLS statuses may have changed from prior days.

TOTALS

MLS Status	4 Week Total
Active	1522
Canceled	442
Pending	1015
Sold	689
Temporarily Off-Market	90

DAILY MARKET CHANGE

Category	Sum of Hillsborough	*Back on Market can be from these sources - Pending, Temp Off Market, Cancelled and Expired Listing)
Back on the Market	16	
New Listings	90	
Price Decrease	95	
Price Increase	5	

7 DAY SOLD COMPARISON

Closed Prior Year	Volume	Count	Closed Prior Year	Volume	Count
Saturday, January 17, 2026	\$915,000	2	Saturday, January 18, 2025	\$361,000	1
Friday, January 16, 2026	\$26,730,579	46	Friday, January 17, 2025	\$29,239,468	60
Thursday, January 15, 2026	\$22,561,071	42	Thursday, January 16, 2025	\$16,213,629	30
Wednesday, January 14, 2026	\$7,540,149	17	Wednesday, January 15, 2025	\$23,772,709	41
Tuesday, January 13, 2026	\$11,145,400	22	Tuesday, January 14, 2025	\$14,358,877	31
Total	\$68,892,199	129	Monday, January 13, 2025	\$13,475,425	27
			Total	\$97,421,108	190

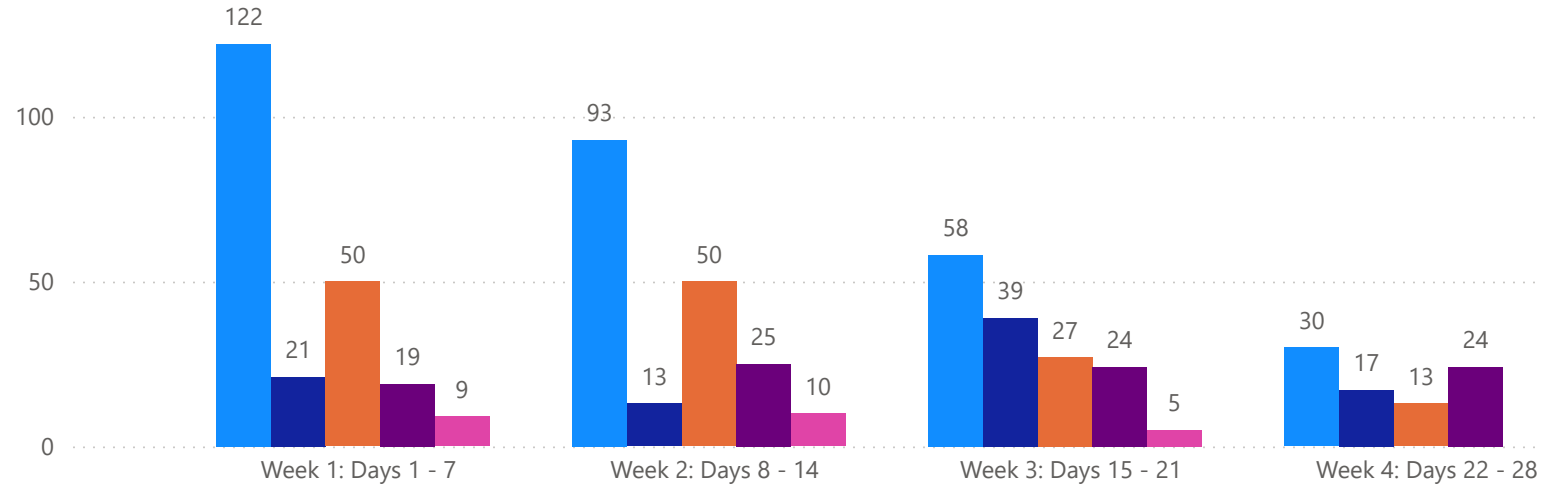


4 WEEK REAL ESTATE MARKET REPORT

HILLSBOROUGH COUNTY - CONDO

1/19/2026

MLS Status ● Active ● Canceled ● Pending ● Sold ● Temporarily Off-Market



All data is current as of today, though some MLS statuses may have changed from prior days.

TOTALS

MLS Status	4 Week Total
Active	303
Canceled	90
Pending	140
Sold	92
Temporarily Off-Market	24

DAILY MARKET CHANGE

Category	Sum of Hillsborough	
Back on the Market	2	*Back on Market can be from these sources - Pending, Temp Off Market, Cancelled and Expired Listing)
New Listings	14	
Price Decrease	13	
Price Increase	1	

7 DAY SOLD COMPARISON

Closed Prior Year	Volume	Count	Closed Prior Year	Volume	Count
Friday, January 16, 2026	\$681,500	3	Saturday, January 18, 2025	\$203,000	1
Thursday, January 15, 2026	\$8,062,000	11	Friday, January 17, 2025	\$1,010,900	5
Wednesday, January 14, 2026	\$130,000	1	Thursday, January 16, 2025	\$2,104,000	5
Tuesday, January 13, 2026	\$806,200	4	Wednesday, January 15, 2025	\$2,308,500	6
Total	\$9,679,700	19	Tuesday, January 14, 2025	\$590,500	2
			Monday, January 13, 2025	\$1,069,000	3
			Total	\$7,285,900	22

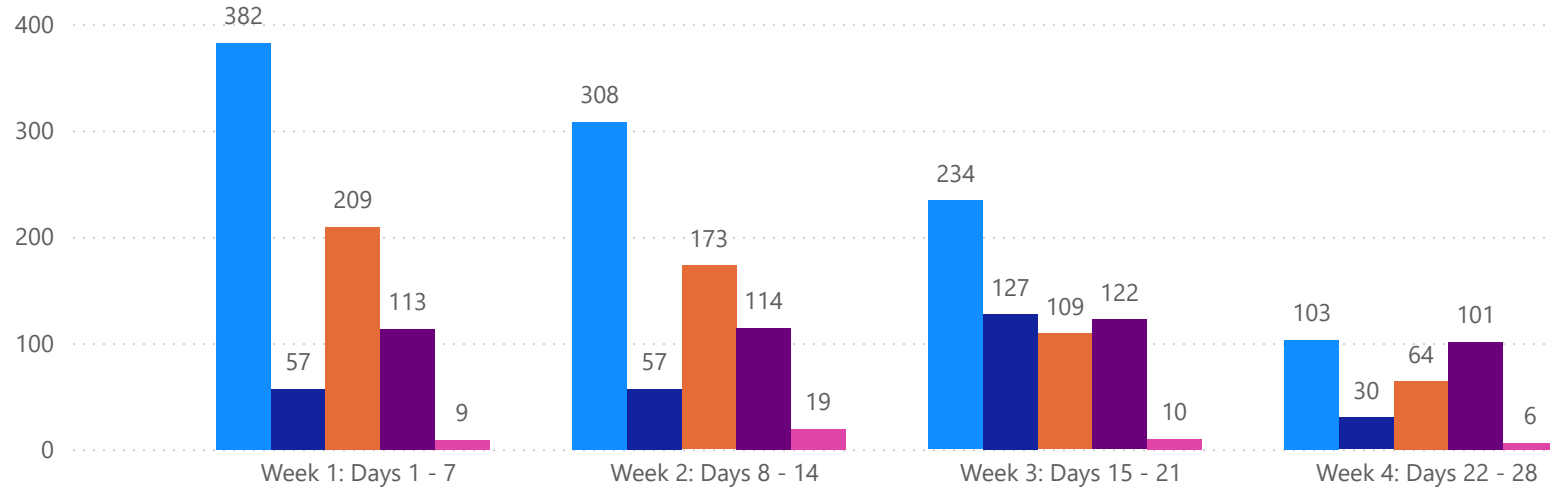


4 WEEK REAL ESTATE MARKET REPORT

SARASOTA COUNTY - SINGLE FAMILY HOME

1/19/2026

MLS Status ● Active ● Canceled ● Pending ● Sold ● Temporarily Off-Market



All data is current as of today, though some MLS statuses may have changed from prior days.

TOTALS

MLS Status	4 Week Total
Active	1027
Canceled	271
Pending	555
Sold	450
Temporarily Off-Market	44

DAILY MARKET CHANGE

Category	Sum of Sarasota
Back on the Market	7
New Listings	75
Price Decrease	70
Price Increase	2

*Back on Market can be from these sources - Pending, Temp Off Market, Cancelled and Expired Listing)

7 DAY SOLD COMPARISON

Closed Prior Year	Volume	Count	Closed Prior Year	Volume	Count
Monday, January 19, 2026	\$3,029,000	3	Saturday, January 18, 2025	\$495,000	1
Saturday, January 17, 2026	\$850,000	1	Friday, January 17, 2025	\$18,570,805	30
Friday, January 16, 2026	\$20,503,404	32	Thursday, January 16, 2025	\$9,149,190	17
Thursday, January 15, 2026	\$28,118,089	41	Wednesday, January 15, 2025	\$36,759,876	45
Wednesday, January 14, 2026	\$25,967,619	24	Tuesday, January 14, 2025	\$7,696,919	15
Tuesday, January 13, 2026	\$6,221,928	12	Monday, January 13, 2025	\$17,959,797	16
Total	\$84,690,040	113	Total	\$90,631,587	124

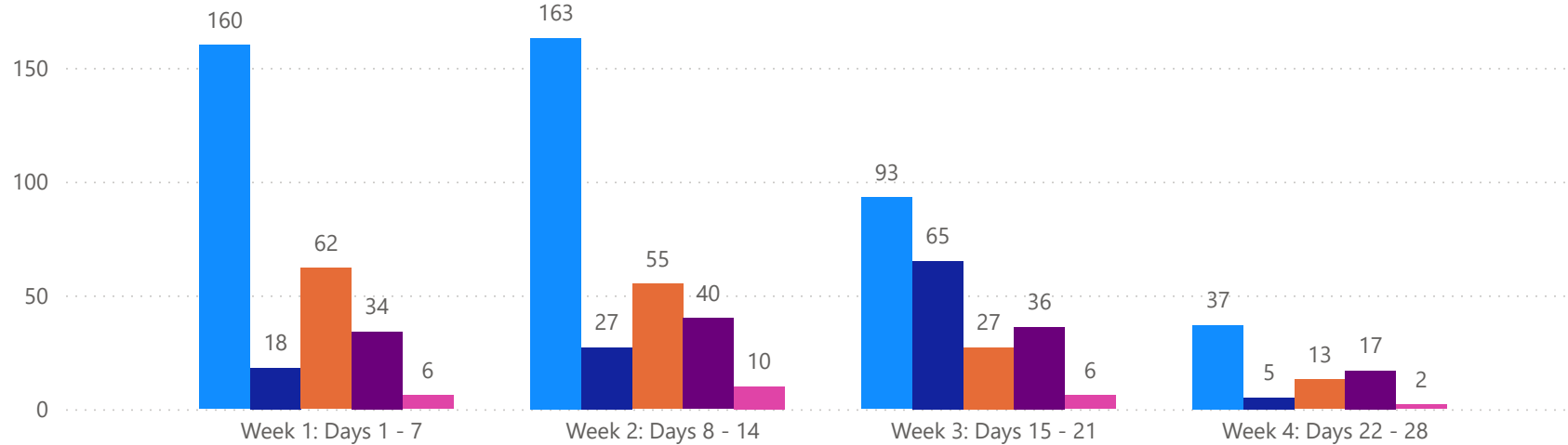


4 WEEK REAL ESTATE MARKET REPORT

SARASOTA COUNTY - CONDO

1/19/2026

MLS Status ● Active ● Canceled ● Pending ● Sold ● Temporarily Off-Market



All data is current as of today, though some MLS statuses may have changed from prior days.

TOTALS

MLS Status	4 Week Total
Active	453
Canceled	115
Pending	157
Sold	127
Temporarily Off-Market	24

DAILY MARKET CHANGE

Category	Sum of Sarasota
Back on the Market	0
New Listings	22
Price Decrease	23
Price Increase	1

*Back on Market can be from these sources - Pending, Temp Off Market, Cancelled and Expired Listing)

7 DAY SOLD COMPARISON

Closed Prior Year	Volume	Count	Closed Prior Year	Volume	Count
Friday, January 16, 2026	\$17,452,500	18	Friday, January 17, 2025	\$6,931,500	13
Thursday, January 15, 2026	\$5,247,500	7	Thursday, January 16, 2025	\$5,539,000	7
Wednesday, January 14, 2026	\$1,756,500	4	Wednesday, January 15, 2025	\$12,005,900	11
Tuesday, January 13, 2026	\$1,090,900	5	Tuesday, January 14, 2025	\$2,820,000	3
Total	\$25,547,400	34	Monday, January 13, 2025	\$1,849,500	3
			Sunday, January 12, 2025	\$320,000	1
			Total	\$29,465,900	38

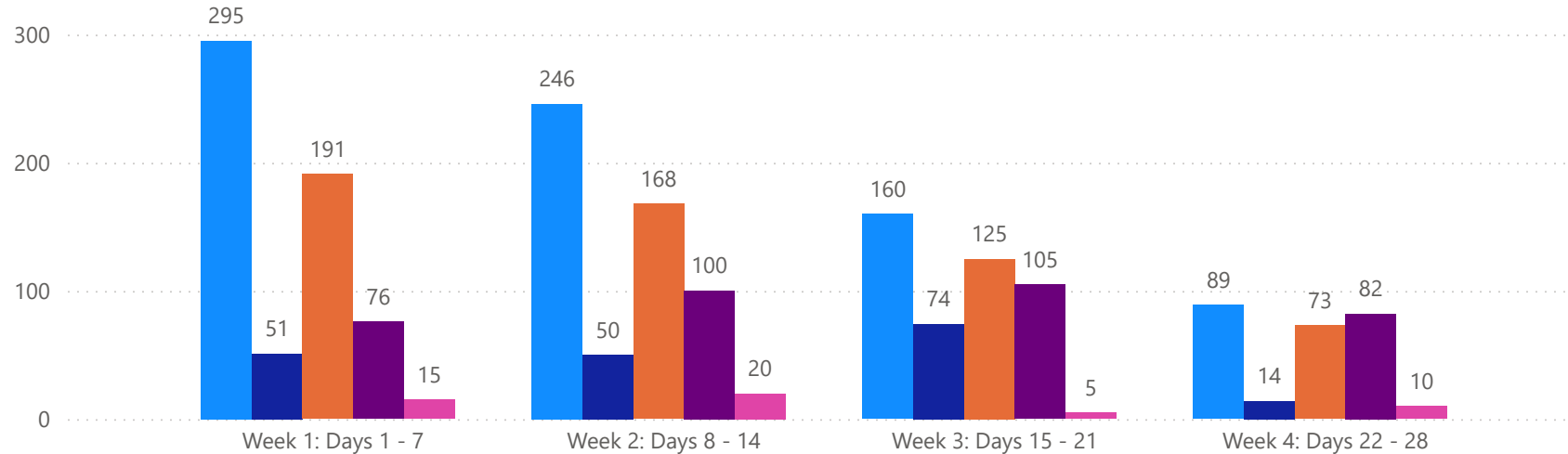


4 WEEK REAL ESTATE MARKET REPORT

MANATEE COUNTY - SINGLE FAMILY HOME

1/19/2026

MLS Status ● Active ● Canceled ● Pending ● Sold ● Temporarily Off-Market



All data is current as of today, though some MLS statuses may have changed from prior days.

TOTALS

MLS Status	4 Week Total
Active	790
Canceled	189
Pending	557
Sold	363
Temporarily Off-Market	50

DAILY MARKET CHANGE

Category	Sum of Manatee
Back on the Market	5
New Listings	52
Price Decrease	52
Price Increase	3

*Back on Market can be from these sources - Pending, Temp Off Market, Cancelled and Expired Listing)

7 DAY SOLD COMPARISON

Closed Prior Year	Volume	Count	Closed Prior Year	Volume	Count
Friday, January 16, 2026	\$18,987,337	24	Saturday, January 18, 2025	\$4,800,000	1
Thursday, January 15, 2026	\$19,458,350	28	Friday, January 17, 2025	\$18,558,120	31
Wednesday, January 14, 2026	\$9,095,693	14	Thursday, January 16, 2025	\$12,225,408	16
Tuesday, January 13, 2026	\$4,897,745	10	Wednesday, January 15, 2025	\$18,155,161	27
Total	\$52,439,125	76	Tuesday, January 14, 2025	\$7,633,024	10
			Monday, January 13, 2025	\$11,125,155	18
			Total	\$72,496,868	103

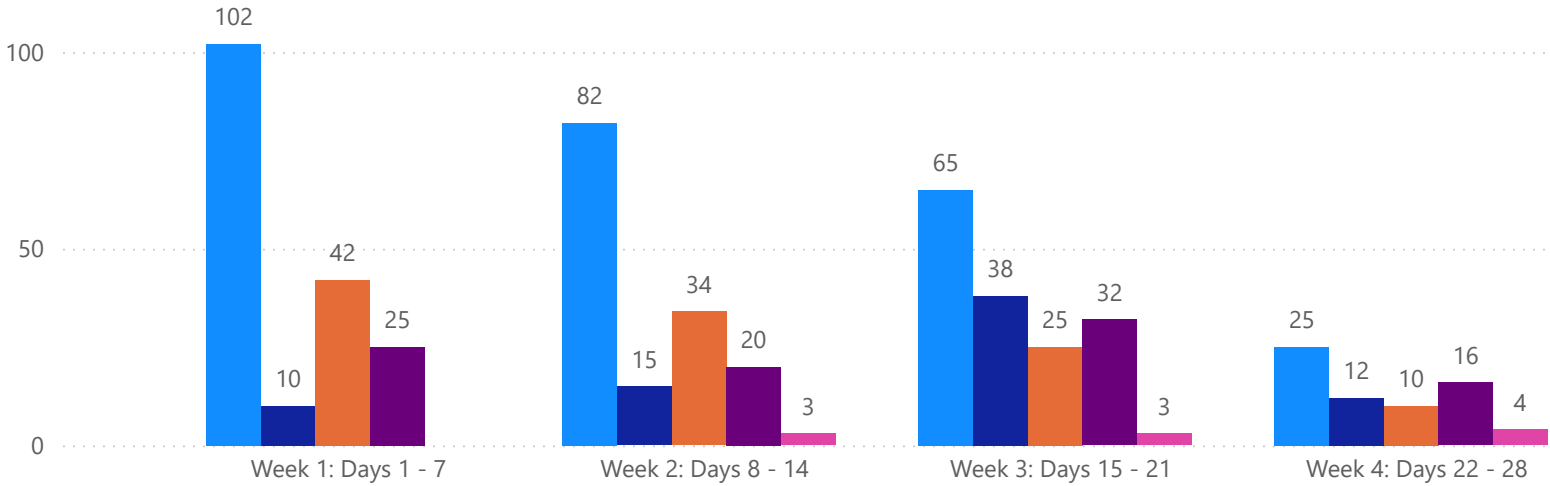


4 WEEK REAL ESTATE MARKET REPORT

MANATEE COUNTY - CONDO

1/19/2026

MLS Status ● Active ● Canceled ● Pending ● Sold ● Temporarily Off-Market



TOTALS

MLS Status	4 Week Total
Active	274
Canceled	75
Pending	111
Sold	93
Temporarily Off-Market	10

DAILY MARKET CHANGE

Category	Sum of Manatee
Back on the Market	1
New Listings	21
Price Decrease	6
Price Increase	1

*Back on Market can be from these sources - Pending, Temp Off Market, Cancelled and Expired Listing)

7 DAY SOLD COMPARISON

Closed Prior Year	Volume	Count
Friday, January 16, 2026	\$3,606,500	11
Thursday, January 15, 2026	\$3,132,900	7
Wednesday, January 14, 2026	\$1,999,000	7
Total	\$8,738,400	25

Closed Prior Year	Volume	Count
Friday, January 17, 2025	\$5,820,000	9
Thursday, January 16, 2025	\$250,000	2
Wednesday, January 15, 2025	\$2,596,000	6
Tuesday, January 14, 2025	\$189,000	1
Monday, January 13, 2025	\$242,000	1
Total	\$9,097,000	19

