



## 4 WEEK REAL ESTATE MARKET REPORT

Tuesday, January 20, 2026

*As of: Wednesday, January 21, 2026*

- 1 Report Breakdown
- 2 Cumulative Tampa Bay Report - Single Family Home
- 3 Cumulative Tampa Bay Report - Condominium
- 4 Pinellas County - Single Family Home
- 5 Pinellas County - Condominium
- 6 Pasco County - Single Family Home
- 7 Pasco County - Condominium
- 8 Hillsborough County - Single Family Home
- 9 Hillsborough County - Condominium
- 10 Sarasota County - Single Family Home
- 11 Sarasota County - Condominium
- 12 Manatee County - Single Family Home
- 13 Manatee County - Condominium

# 4 WEEK REAL ESTATE MARKET REPORT

## REPORT BREAKDOWN

Tuesday, January 20, 2026

as of: 1/21/2026

Day 1	Tuesday, January 20, 2026
Day 2	Monday, January 19, 2026
Day 3	Sunday, January 18, 2026
Day 4	Saturday, January 17, 2026
Day 5	Friday, January 16, 2026
Day 6	Wednesday, January 21, 2026
Day 7	Tuesday, January 20, 2026
Day 8	Monday, January 19, 2026
Day 9	Sunday, January 18, 2026
Day 10	Saturday, January 17, 2026
Day 11	Friday, January 16, 2026
Day 12	Thursday, January 15, 2026
Day 13	Wednesday, January 14, 2026
Day 14	Tuesday, January 13, 2026
Day 15	Monday, January 12, 2026
Day 16	Sunday, January 11, 2026
Day 17	Saturday, January 10, 2026
Day 18	Friday, January 9, 2026
Day 19	Thursday, January 8, 2026
Day 20	Wednesday, January 7, 2026
Day 21	Tuesday, January 6, 2026
Day 22	Monday, January 5, 2026
Day 23	Sunday, January 4, 2026
Day 24	Saturday, January 3, 2026
Day 25	Friday, January 2, 2026
Day 26	Thursday, January 1, 2026
Day 27	Wednesday, December 31, 2025
Day 28	Tuesday, December 30, 2025

### REPORT BREAKDOWN

#### GRAPH:

Active - Newly listed during the date range

Pending - Status changed to 'pending' during the date range

Sold - Closed during the date range

Canceled - Canceled during the date range

Temp off Market - Status changed to 'temp' off market' during the date range

The date ranges are not cumulative.

Day 1: Tuesday, January 20, 2026

Day 28: Tuesday, December 30, 2025

#### TOTALS:

4 Weeks: The summation of each date range (Day 1 - Day 28)

#### Market Changes

Day 1's New Listings, Price Increase, Price Decreases and Back on Market

Manatee County - Single Family Home

#### 7 Day Sold Comparison

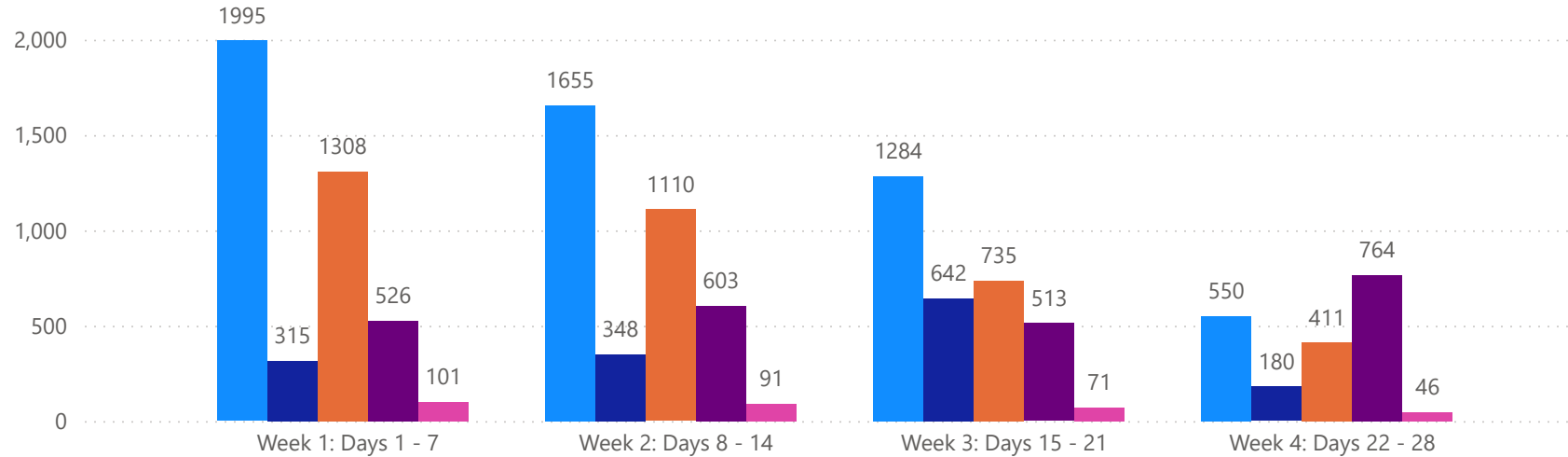
Compares the sold amount and volume in the last 7 days against the same timeframe in the prior year and days 8 - days 14.

# 4 WEEK REAL ESTATE MARKET REPORT

## TAMPA BAY - SINGLE FAMILY HOME

### 1/20/2026

**MLS Status** ● Active ● Canceled ● Pending ● Sold ● Temporarily Off-Market



All data is current as of today, though some MLS statuses may have changed from prior days.

### TOTALS

MLS Status	4 Week Total
Active	5484
Canceled	1485
Pending	3564
Sold	2406
Temporarily Off-Market	309

### DAILY MARKET CHANGE

Category	Sum of Total
Back on the Market	58
New Listings	362
Price Decrease	337
Price Increase	21

\*Back on Market can be from these sources - Pending, Temp Off Market, Cancelled and Expired Listing)

### 7 DAY SOLD COMPARISON

Closed Prior Year	Volume	Count
Tuesday, January 20, 2026	\$43,693,244	73
Monday, January 19, 2026	\$4,752,790	8
Sunday, January 18, 2026	\$215,000	1
Saturday, January 17, 2026	\$1,765,000	3
Friday, January 16, 2026	\$123,617,618	191
Thursday, January 15, 2026	\$95,823,890	165
Wednesday, January 14, 2026	\$56,769,291	85
<b>Total</b>	<b>\$326,636,833</b>	<b>526</b>

Closed Prior Year	Volume	Count
Sunday, January 19, 2025	\$1,463,999	3
Saturday, January 18, 2025	\$6,751,000	6
Friday, January 17, 2025	\$121,911,268	225
Thursday, January 16, 2025	\$63,070,648	118
Wednesday, January 15, 2025	\$113,546,537	177
Tuesday, January 14, 2025	\$46,829,074	94
Monday, January 13, 2025	\$61,273,581	102
<b>Total</b>	<b>\$414,846,107</b>	<b>725</b>

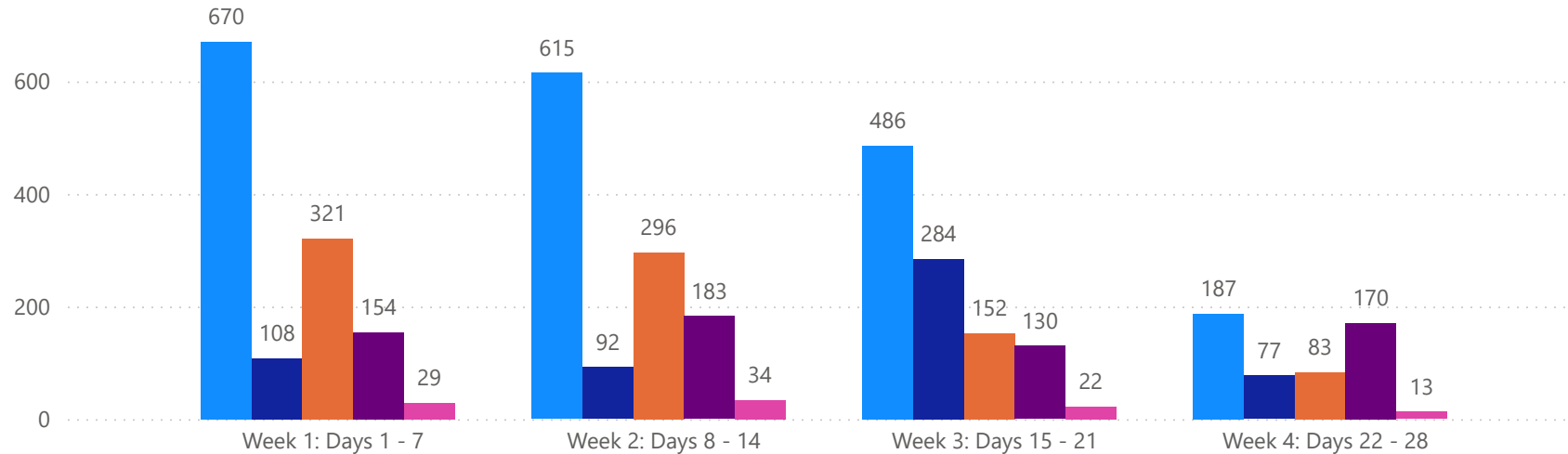


# 4 WEEK REAL ESTATE MARKET REPORT

## TAMPA BAY - CONDO

### 1/20/2026

**MLS Status** ● Active ● Canceled ● Pending ● Sold ● Temporarily Off-Market



*All data is current as of today, though some MLS statuses may have changed from prior days.*

### TOTALS

MLS Status	4 Week Total
Active	1958
Canceled	561
Pending	852
Sold	637
Temporarily Off-Market	98

### DAILY MARKET CHANGE

Category	Sum of Total
Back on the Market	8
New Listings	109
Price Decrease	86
Price Increase	3

\*Back on Market can be from these sources - Pending, Temp Off Market, Cancelled and Expired Listing)

### 7 DAY SOLD COMPARISON

Closed Prior Year	Volume	Count	Closed Prior Year	Volume	Count
Tuesday, January 20, 2026	\$2,026,310	7	Saturday, January 18, 2025	\$502,900	2
Monday, January 19, 2026	\$8,080,225	9	Friday, January 17, 2025	\$19,497,300	46
Sunday, January 18, 2026	\$105,000	1	Thursday, January 16, 2025	\$11,428,500	21
Friday, January 16, 2026	\$36,509,900	56	Wednesday, January 15, 2025	\$25,298,700	44
Thursday, January 15, 2026	\$29,878,912	45	Tuesday, January 14, 2025	\$4,584,500	13
Wednesday, January 14, 2026	\$29,665,551	36	Monday, January 13, 2025	\$5,089,300	17
<b>Total</b>	<b>\$106,265,898</b>	<b>154</b>	<b>Total</b>	<b>\$66,401,200</b>	<b>143</b>

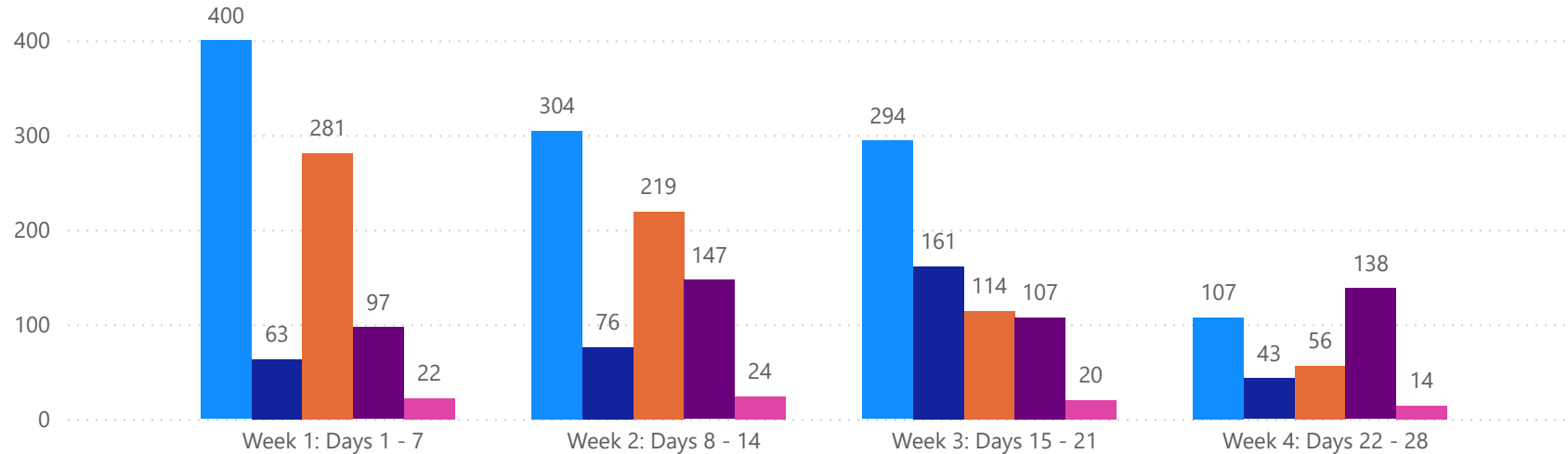


# 4 WEEK REAL ESTATE MARKET REPORT

## PINELLAS COUNTY - SINGLE FAMILY HOME

### 1/20/2026

**MLS Status** ● Active ● Canceled ● Pending ● Sold ● Temporarily Off-Market



*All data is current as of today, though some MLS statuses may have changed from prior days.*

### TOTALS

MLS Status	4 Week Total
Active	1105
Canceled	343
Pending	670
Sold	489
Temporarily Off-Market	80

### DAILY MARKET CHANGE

Category	Sum of Pinellas
Back on the Market	15
New Listings	96
Price Decrease	55
Price Increase	7

\*Back on Market can be from these sources - Pending, Temp Off Market, Cancelled and Expired Listing)

### 7 DAY SOLD COMPARISON

Closed Prior Year	Volume	Count	Closed Prior Year	Volume	Count
Tuesday, January 20, 2026	\$10,917,000	14	Saturday, January 18, 2025	\$650,000	2
Monday, January 19, 2026	\$885,000	2	Friday, January 17, 2025	\$33,563,900	52
Friday, January 16, 2026	\$32,275,499	37	Thursday, January 16, 2025	\$17,791,800	33
Thursday, January 15, 2026	\$15,838,900	31	Wednesday, January 15, 2025	\$19,078,463	31
Wednesday, January 14, 2026	\$8,143,000	13	Tuesday, January 14, 2025	\$9,129,295	17
<b>Total</b>	<b>\$68,059,399</b>	<b>97</b>	Monday, January 13, 2025	\$9,162,995	19
			<b>Total</b>	<b>\$89,376,453</b>	<b>154</b>

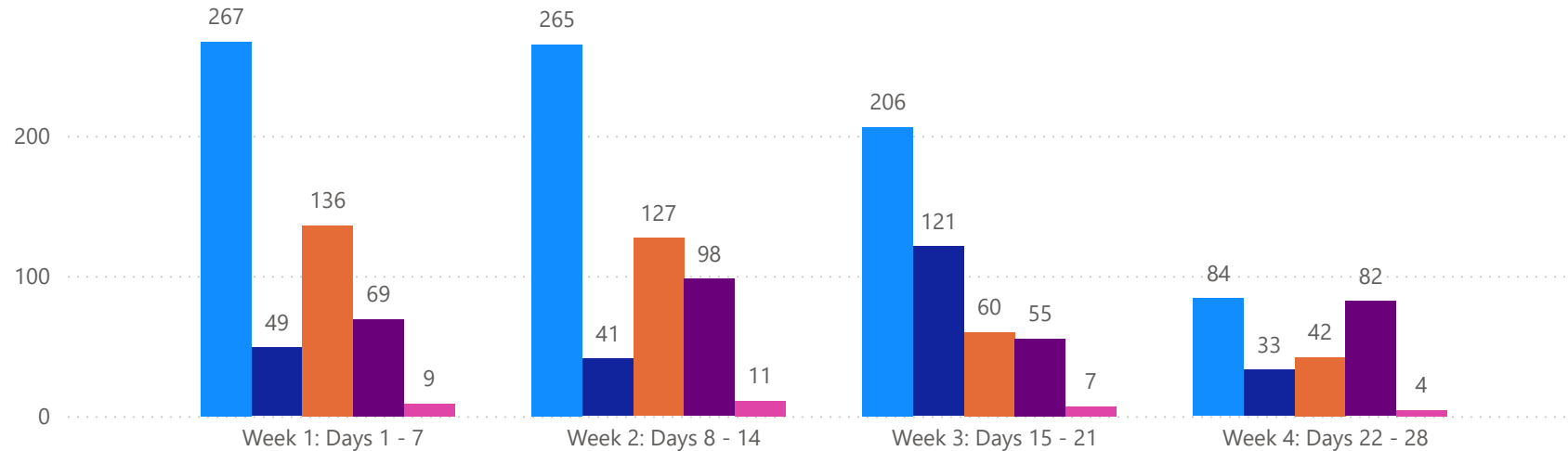


# 4 WEEK REAL ESTATE MARKET REPORT

## PINELLAS COUNTY - CONDO

### 1/20/2026

**MLS Status** ● Active ● Canceled ● Pending ● Sold ● Temporarily Off-Market



*All data is current as of today, though some MLS statuses may have changed from prior days.*

### TOTALS

MLS Status	4 Week Total
Active	822
Canceled	244
Pending	365
Sold	304
Temporarily Off-Market	31

### DAILY MARKET CHANGE

Category	Sum of Pinellas
Back on the Market	5
New Listings	46
Price Decrease	40
Price Increase	0

\*Back on Market can be from these sources - Pending, Temp Off Market, Cancelled and Expired Listing)

### 7 DAY SOLD COMPARISON

Closed Prior Year	Volume	Count	Closed Prior Year	Volume	Count
Tuesday, January 20, 2026	\$339,000	2	Saturday, January 18, 2025	\$299,900	1
Monday, January 19, 2026	\$8,080,225	9	Friday, January 17, 2025	\$5,018,400	15
Sunday, January 18, 2026	\$105,000	1	Thursday, January 16, 2025	\$3,300,500	5
Friday, January 16, 2026	\$12,410,500	18	Wednesday, January 15, 2025	\$7,908,300	19
Thursday, January 15, 2026	\$13,198,517	18	Tuesday, January 14, 2025	\$685,000	5
Wednesday, January 14, 2026	\$25,265,151	21	Monday, January 13, 2025	\$1,712,800	9
<b>Total</b>	<b>\$59,398,393</b>	<b>69</b>	<b>Total</b>	<b>\$18,924,900</b>	<b>54</b>

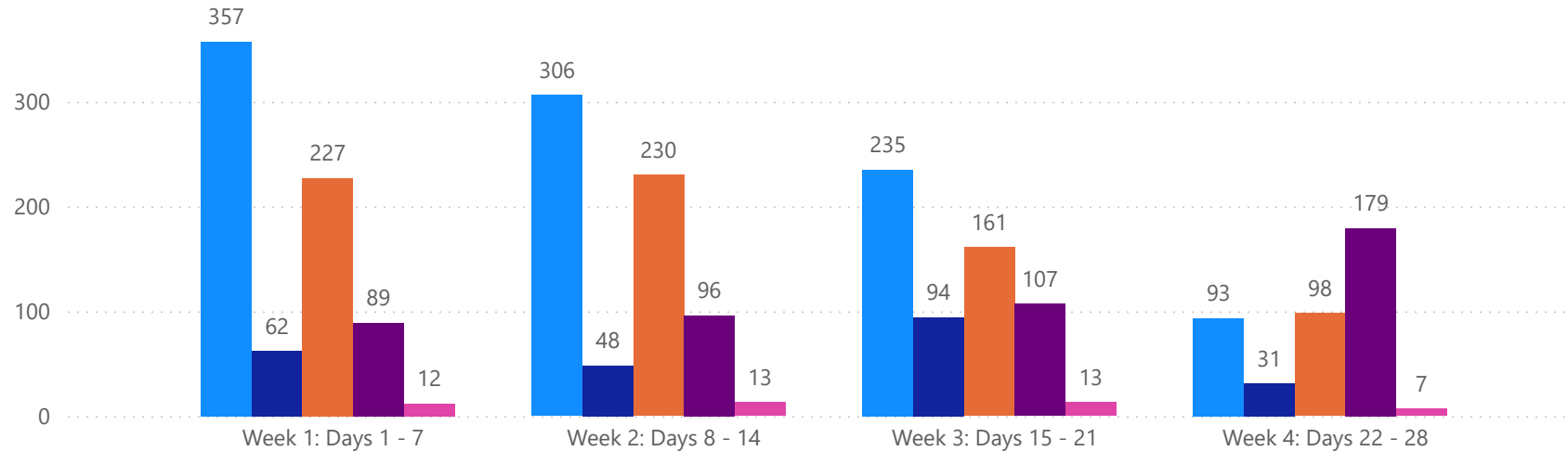


# 4 WEEK REAL ESTATE MARKET REPORT

## PASCO COUNTY - SINGLE FAMILY HOME

### 1/20/2026

**MLSStatus** ● Active ● Canceled ● Pending ● Sold ● Temporarily Off-Market



*All data is current as of today, though some MLS statuses may have changed from prior days.*

### TOTALS

MLS Status	4 Week Total
Active	991
Canceled	235
Pending	716
Sold	471
Temporarily Off-Market	45

### DAILY MARKET CHANGE

Category	Sum of Pasco
Back on the Market	15
New Listings	49
Price Decrease	65
Price Increase	4

\*Back on Market can be from these sources - Pending, Temp Off Market, Cancelled and Expired Listing)

### 7 DAY SOLD COMPARISON

Closed Prior Year	Volume	Count	Closed Prior Year	Volume	Count
Tuesday, January 20, 2026	\$3,214,110	10	Sunday, January 19, 2025	\$555,000	1
Monday, January 19, 2026	\$838,790	3	Saturday, January 18, 2025	\$445,000	1
Sunday, January 18, 2026	\$215,000	1	Friday, January 17, 2025	\$21,978,975	52
Friday, January 16, 2026	\$14,085,315	36	Thursday, January 16, 2025	\$7,690,621	22
Thursday, January 15, 2026	\$9,847,480	23	Wednesday, January 15, 2025	\$15,780,328	33
Wednesday, January 14, 2026	\$5,587,830	16	Tuesday, January 14, 2025	\$8,010,959	21
<b>Total</b>	<b>\$33,788,525</b>	<b>89</b>	Monday, January 13, 2025	\$9,550,209	22
			<b>Total</b>	<b>\$64,011,092</b>	<b>152</b>

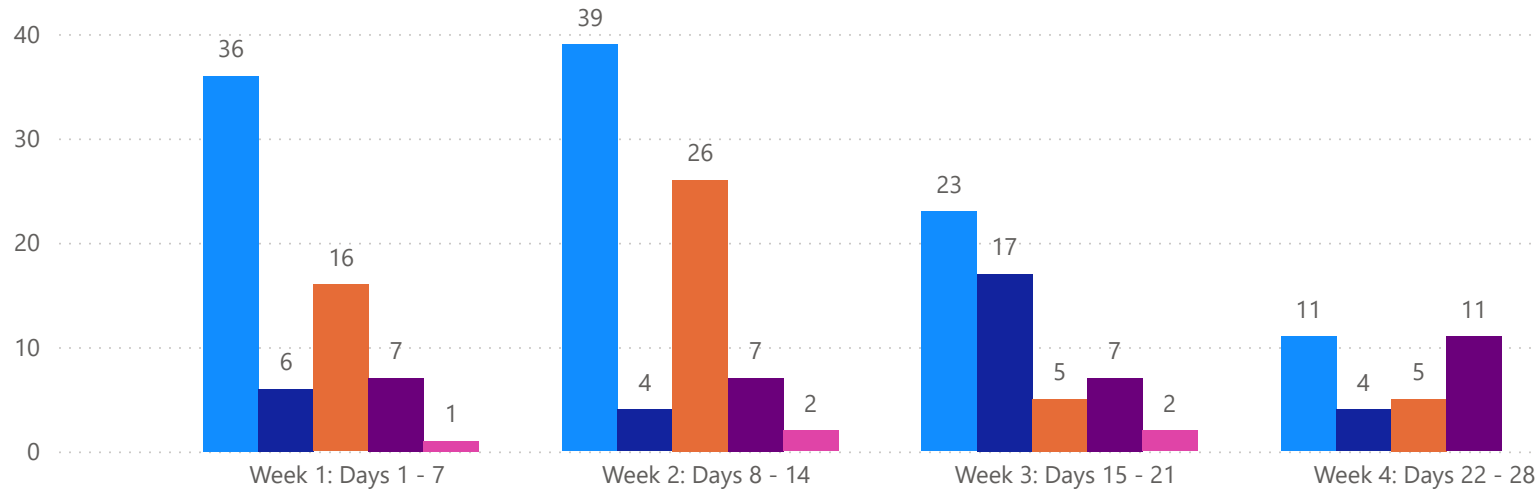


# 4 WEEK REAL ESTATE MARKET REPORT

## PASCO COUNTY - CONDO

### 1/20/2026

**MLSStatus** ● Active ● Canceled ● Pending ● Sold ● Temporarily Off-Market



*All data is current as of today, though some MLS statuses may have changed from prior days.*

### TOTALS

MLS Status	4 Week Total
Active	109
Canceled	31
Pending	52
Sold	32
Temporarily Off-Market	5

### DAILY MARKET CHANGE

Category	Sum of Pasco
Back on the Market	0
New Listings	6
Price Decrease	4
Price Increase	0

\*Back on Market can be from these sources - Pending, Temp Off Market, Cancelled and Expired Listing)

### 7 DAY SOLD COMPARISON

Closed Prior Year	Volume	Count	Closed Prior Year	Volume	Count
Friday, January 16, 2026	\$265,900	2	Friday, January 17, 2025	\$716,500	4
Thursday, January 15, 2026	\$237,995	2	Thursday, January 16, 2025	\$235,000	2
Wednesday, January 14, 2026	\$514,900	3	Wednesday, January 15, 2025	\$480,000	2
<b>Total</b>	<b>\$1,018,795</b>	<b>7</b>	Tuesday, January 14, 2025	\$300,000	2
			Monday, January 13, 2025	\$216,000	1
			<b>Total</b>	<b>\$1,947,500</b>	<b>11</b>



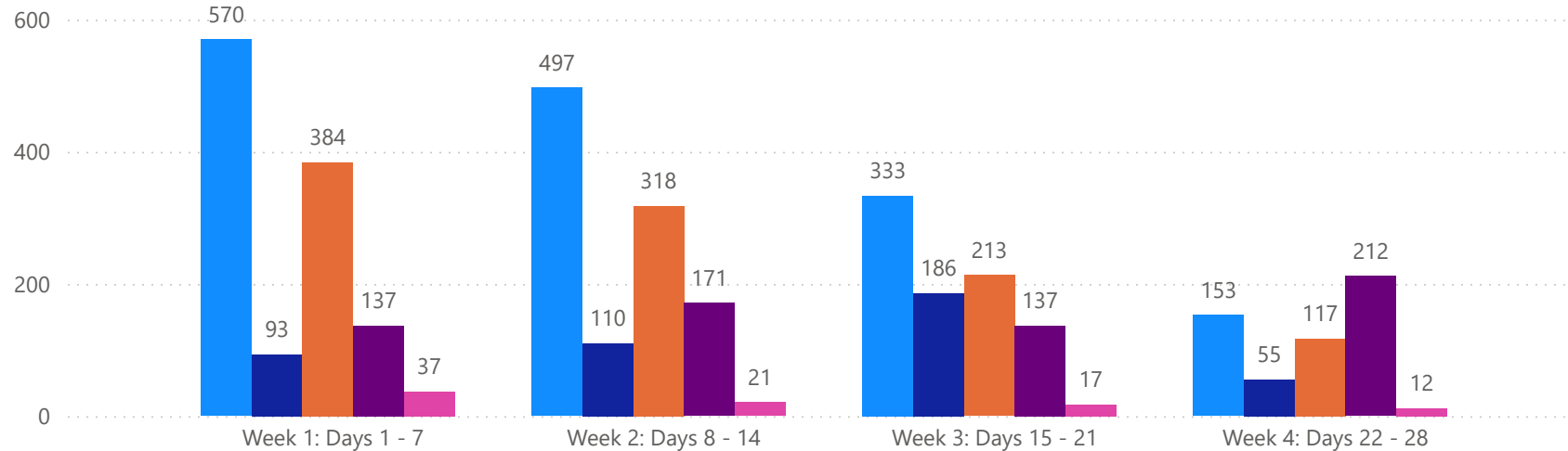


# 4 WEEK REAL ESTATE MARKET REPORT

## HILLSBOROUGH COUNTY - SINGLE FAMILY HOME

### 1/20/2026

**MLSStatus** ● Active ● Canceled ● Pending ● Sold ● Temporarily Off-Market



All data is current as of today, though some MLS statuses may have changed from prior days.

### TOTALS

MLS Status	4 Week Total
Active	1553
Canceled	444
Pending	1032
Sold	657
Temporarily Off-Market	87

### DAILY MARKET CHANGE

Category	Sum of Hillsborough	*Back on Market can be from these sources - Pending, Temp Off Market, Cancelled and Expired Listing)
Back on the Market	16	
New Listings	90	
Price Decrease	95	
Price Increase	5	

### 7 DAY SOLD COMPARISON

Closed Prior Year	Volume	Count	Closed Prior Year	Volume	Count
Tuesday, January 20, 2026	\$13,576,445	21	Sunday, January 19, 2025	\$479,999	1
Saturday, January 17, 2026	\$915,000	2	Saturday, January 18, 2025	\$361,000	1
Friday, January 16, 2026	\$33,025,029	54	Friday, January 17, 2025	\$29,239,468	60
Thursday, January 15, 2026	\$22,561,071	42	Thursday, January 16, 2025	\$16,213,629	30
Wednesday, January 14, 2026	\$7,975,149	18	Wednesday, January 15, 2025	\$23,772,709	41
<b>Total</b>	<b>\$78,052,694</b>	<b>137</b>	Tuesday, January 14, 2025	\$14,358,877	31
			Monday, January 13, 2025	\$13,475,425	27
			<b>Total</b>	<b>\$97,901,107</b>	<b>191</b>

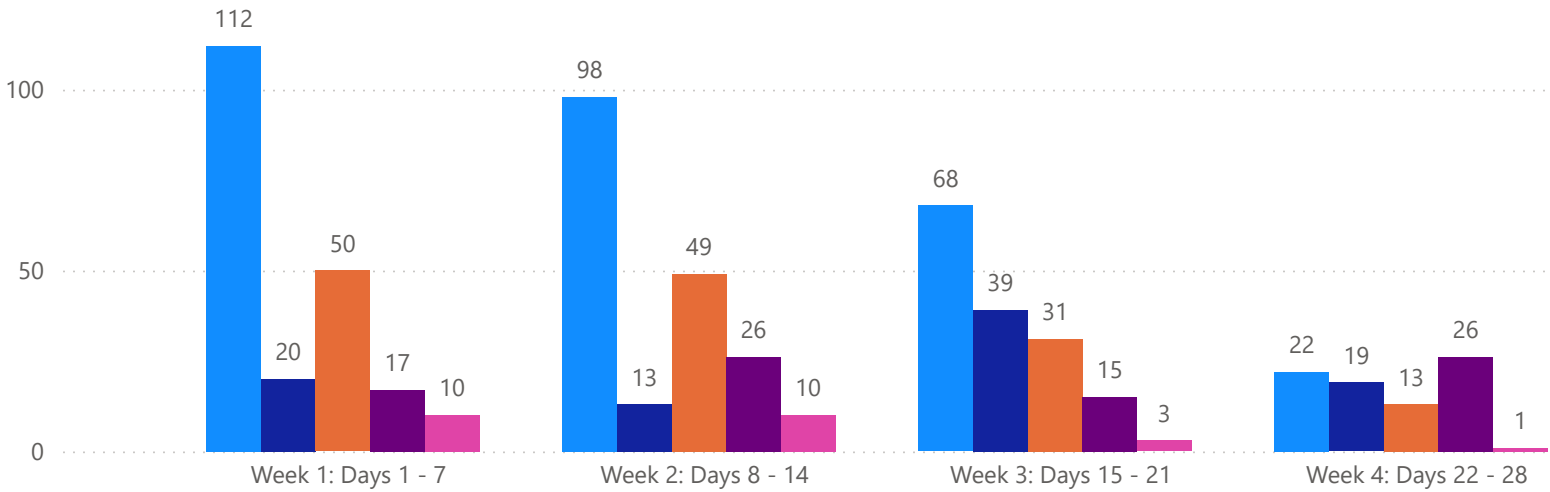


# 4 WEEK REAL ESTATE MARKET REPORT

## HILLSBOROUGH COUNTY - CONDO

1/20/2026

**MLS Status** ● Active ● Canceled ● Pending ● Sold ● Temporarily Off-Market



All data is current as of today, though some MLS statuses may have changed from prior days.

### TOTALS

MLS Status	4 Week Total
Active	300
Canceled	91
Pending	143
Sold	84
Temporarily Off-Market	24

### DAILY MARKET CHANGE

Category	Sum of Hillsborough	
Back on the Market	2	*Back on Market can be from these sources - Pending, Temp Off Market, Cancelled and Expired Listing)
New Listings	14	
Price Decrease	13	
Price Increase	1	

### 7 DAY SOLD COMPARISON

Closed Prior Year	Volume	Count	Closed Prior Year	Volume	Count
Friday, January 16, 2026	\$1,026,500	5	Saturday, January 18, 2025	\$203,000	1
Thursday, January 15, 2026	\$8,062,000	11	Friday, January 17, 2025	\$1,010,900	5
Wednesday, January 14, 2026	\$130,000	1	Thursday, January 16, 2025	\$2,104,000	5
<b>Total</b>	<b>\$9,218,500</b>	<b>17</b>	Wednesday, January 15, 2025	\$2,308,500	6
			Tuesday, January 14, 2025	\$590,500	2
			Monday, January 13, 2025	\$1,069,000	3
			<b>Total</b>	<b>\$7,285,900</b>	<b>22</b>

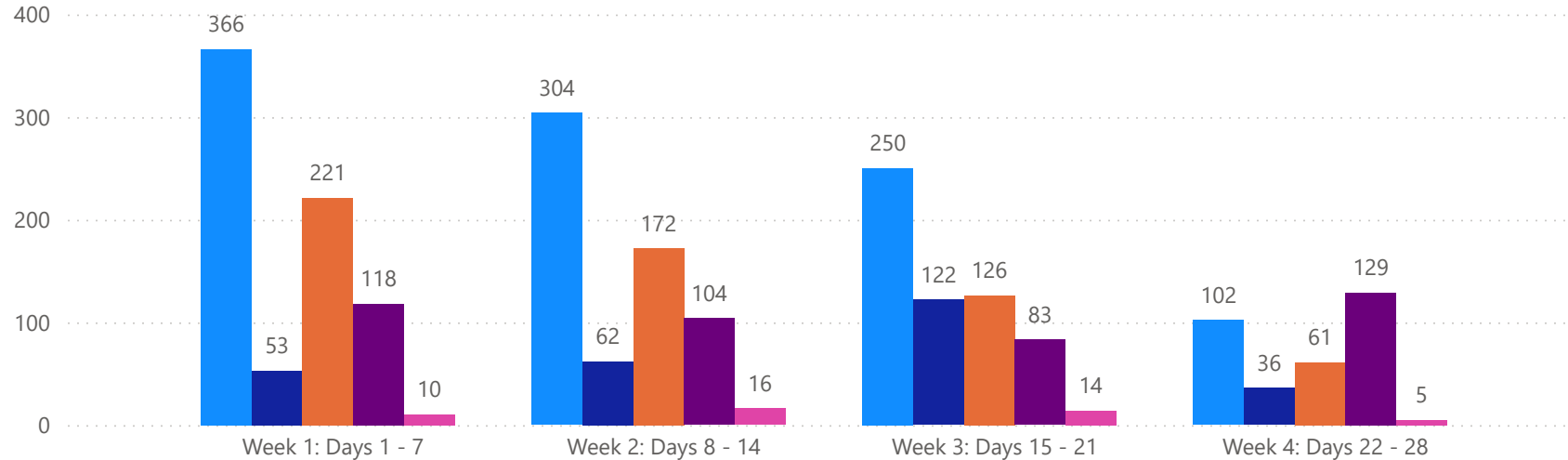


# 4 WEEK REAL ESTATE MARKET REPORT

## SARASOTA COUNTY - SINGLE FAMILY HOME

### 1/20/2026

**MLSStatus** ● Active ● Canceled ● Pending ● Sold ● Temporarily Off-Market



*All data is current as of today, though some MLS statuses may have changed from prior days.*

### TOTALS

MLS Status	4 Week Total
Active	1022
Canceled	273
Pending	580
Sold	434
Temporarily Off-Market	45

### DAILY MARKET CHANGE

Category	Sum of Sarasota
Back on the Market	7
New Listings	75
Price Decrease	70
Price Increase	2

\*Back on Market can be from these sources - Pending, Temp Off Market, Cancelled and Expired Listing)

### 7 DAY SOLD COMPARISON

Closed Prior Year	Volume	Count	Closed Prior Year	Volume	Count
Tuesday, January 20, 2026	\$6,891,000	14	Saturday, January 18, 2025	\$495,000	1
Monday, January 19, 2026	\$3,029,000	3	Friday, January 17, 2025	\$18,570,805	30
Saturday, January 17, 2026	\$850,000	1	Thursday, January 16, 2025	\$9,149,190	17
Friday, January 16, 2026	\$21,925,538	35	Wednesday, January 15, 2025	\$36,759,876	45
Thursday, January 15, 2026	\$28,118,089	41	Tuesday, January 14, 2025	\$7,696,919	15
Wednesday, January 14, 2026	\$25,967,619	24	Monday, January 13, 2025	\$17,959,797	16
<b>Total</b>	<b>\$86,781,246</b>	<b>118</b>	<b>Total</b>	<b>\$90,631,587</b>	<b>124</b>

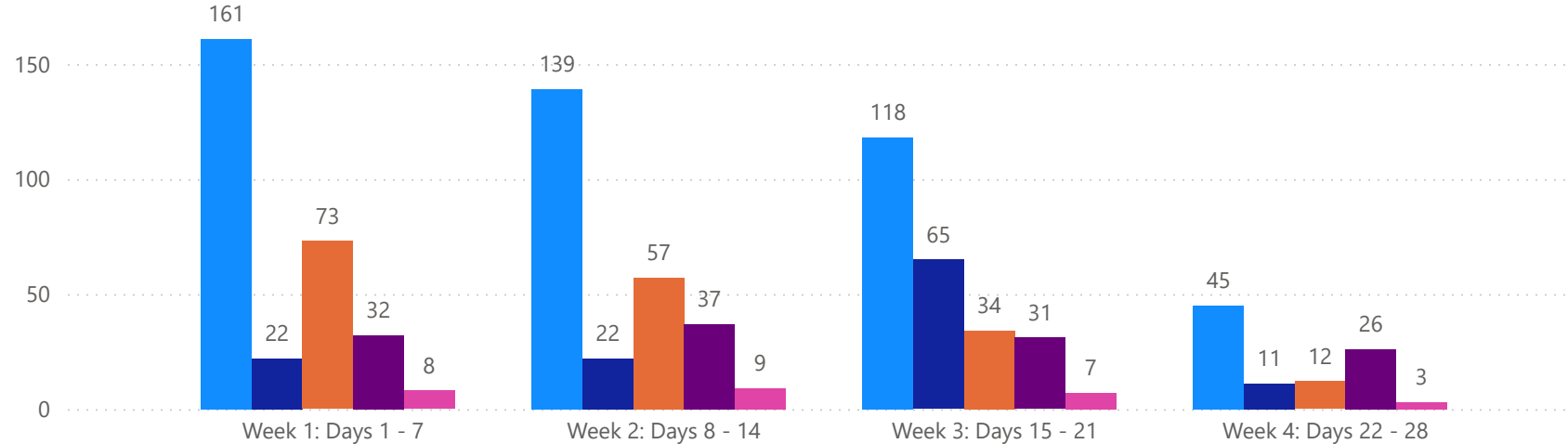


# 4 WEEK REAL ESTATE MARKET REPORT

## SARASOTA COUNTY - CONDO

### 1/20/2026

**MLS Status** ● Active ● Canceled ● Pending ● Sold ● Temporarily Off-Market



*All data is current as of today, though some MLS statuses may have changed from prior days.*

### TOTALS

MLS Status	4 Week Total
Active	463
Canceled	120
Pending	176
Sold	126
Temporarily Off-Market	27

### DAILY MARKET CHANGE

Category	Sum of Sarasota
Back on the Market	0
New Listings	22
Price Decrease	23
Price Increase	1

\*Back on Market can be from these sources - Pending, Temp Off Market, Cancelled and Expired Listing)

### 7 DAY SOLD COMPARISON

Closed Prior Year	Volume	Count	Closed Prior Year	Volume	Count
Tuesday, January 20, 2026	\$652,310	2	Friday, January 17, 2025	\$6,931,500	13
Friday, January 16, 2026	\$18,850,500	19	Thursday, January 16, 2025	\$5,539,000	7
Thursday, January 15, 2026	\$5,247,500	7	Wednesday, January 15, 2025	\$12,005,900	11
Wednesday, January 14, 2026	\$1,756,500	4	Tuesday, January 14, 2025	\$2,820,000	3
<b>Total</b>	<b>\$26,506,810</b>	<b>32</b>	Monday, January 13, 2025	\$1,849,500	3
			<b>Total</b>	<b>\$29,145,900</b>	<b>37</b>

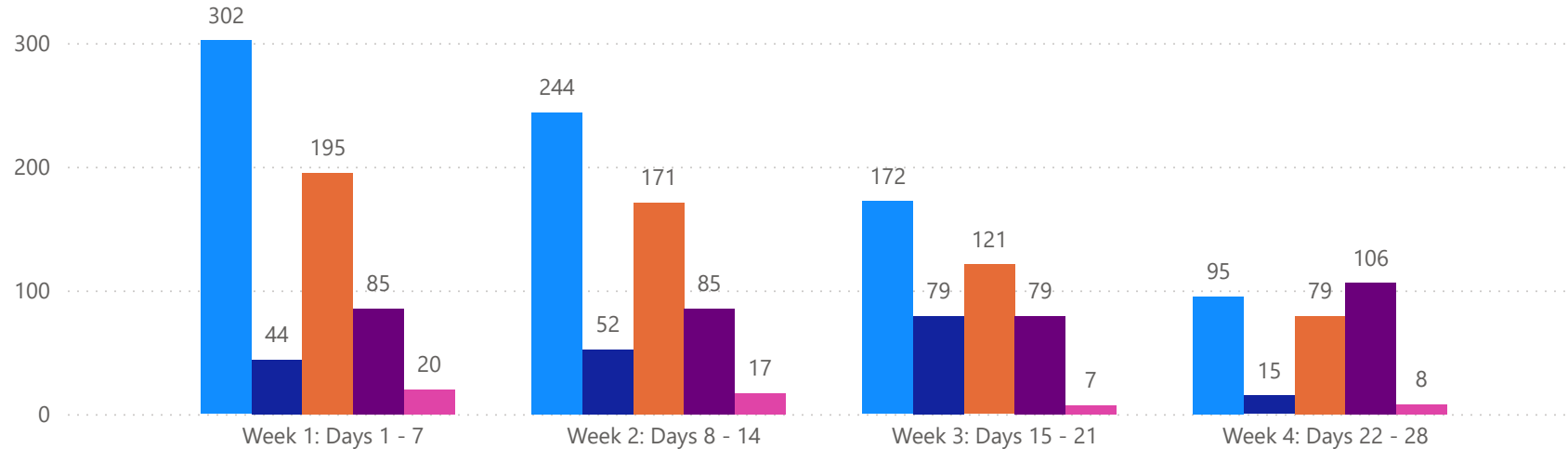


# 4 WEEK REAL ESTATE MARKET REPORT

## MANATEE COUNTY - SINGLE FAMILY HOME

### 1/20/2026

**MLSStatus** ● Active ● Canceled ● Pending ● Sold ● Temporarily Off-Market



*All data is current as of today, though some MLS statuses may have changed from prior days.*

### TOTALS

MLS Status	4 Week Total
Active	813
Canceled	190
Pending	566
Sold	355
Temporarily Off-Market	52

### DAILY MARKET CHANGE

Category	Sum of Manatee
Back on the Market	5
New Listings	52
Price Decrease	52
Price Increase	3

\*Back on Market can be from these sources - Pending, Temp Off Market, Cancelled and Expired Listing)

### 7 DAY SOLD COMPARISON

Closed Prior Year	Volume	Count	Closed Prior Year	Volume	Count
Tuesday, January 20, 2026	\$9,094,689	14	Sunday, January 19, 2025	\$429,000	1
Friday, January 16, 2026	\$22,306,237	29	Saturday, January 18, 2025	\$4,800,000	1
Thursday, January 15, 2026	\$19,458,350	28	Friday, January 17, 2025	\$18,558,120	31
Wednesday, January 14, 2026	\$9,095,693	14	Thursday, January 16, 2025	\$12,225,408	16
<b>Total</b>	<b>\$59,954,969</b>	<b>85</b>	Wednesday, January 15, 2025	\$18,155,161	27
			Tuesday, January 14, 2025	\$7,633,024	10
			Monday, January 13, 2025	\$11,125,155	18
			<b>Total</b>	<b>\$72,925,868</b>	<b>104</b>

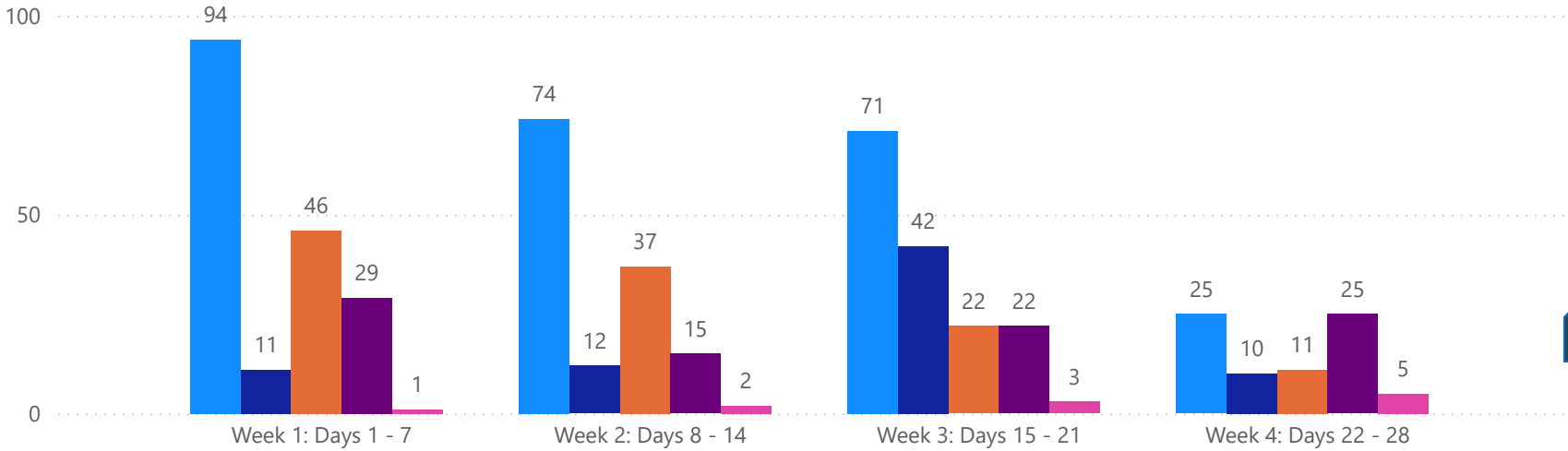


# 4 WEEK REAL ESTATE MARKET REPORT

## MANATEE COUNTY - CONDO

1/20/2026

**MLSStatus** ● Active ● Canceled ● Pending ● Sold ● Temporarily Off-Market



### TOTALS

MLS Status	4 Week Total
Active	264
Canceled	75
Pending	116
Sold	91
Temporarily Off-Market	11

### DAILY MARKET CHANGE

Category	Sum of Manatee
Back on the Market	1
New Listings	21
Price Decrease	6
Price Increase	1

\*Back on Market can be from these sources - Pending, Temp Off Market, Cancelled and Expired Listing)

### 7 DAY SOLD COMPARISON

Closed Prior Year	Volume	Count
Tuesday, January 20, 2026	\$1,035,000	3
Friday, January 16, 2026	\$3,956,500	12
Thursday, January 15, 2026	\$3,132,900	7
Wednesday, January 14, 2026	\$1,999,000	7
<b>Total</b>	<b>\$10,123,400</b>	<b>29</b>

Closed Prior Year	Volume	Count
Friday, January 17, 2025	\$5,820,000	9
Thursday, January 16, 2025	\$250,000	2
Wednesday, January 15, 2025	\$2,596,000	6
Tuesday, January 14, 2025	\$189,000	1
Monday, January 13, 2025	\$242,000	1
<b>Total</b>	<b>\$9,097,000</b>	<b>19</b>

