



4 WEEK REAL ESTATE MARKET REPORT

Wednesday, January 21, 2026

As of: Thursday, January 22, 2026

- 1 Report Breakdown
- 2 Cumulative Tampa Bay Report - Single Family Home
- 3 Cumulative Tampa Bay Report - Condominium
- 4 Pinellas County - Single Family Home
- 5 Pinellas County - Condominium
- 6 Pasco County - Single Family Home
- 7 Pasco County - Condominium
- 8 Hillsborough County - Single Family Home
- 9 Hillsborough County - Condominium
- 10 Sarasota County - Single Family Home
- 11 Sarasota County - Condominium
- 12 Manatee County - Single Family Home
- 13 Manatee County - Condominium

4 WEEK REAL ESTATE MARKET REPORT

REPORT BREAKDOWN

Wednesday, January 21, 2026

as of: 1/22/2026

Day 1	Wednesday, January 21, 2026
Day 2	Tuesday, January 20, 2026
Day 3	Monday, January 19, 2026
Day 4	Sunday, January 18, 2026
Day 5	Saturday, January 17, 2026
Day 6	Thursday, January 22, 2026
Day 7	Wednesday, January 21, 2026
Day 8	Tuesday, January 20, 2026
Day 9	Monday, January 19, 2026
Day 10	Sunday, January 18, 2026
Day 11	Saturday, January 17, 2026
Day 12	Friday, January 16, 2026
Day 13	Thursday, January 15, 2026
Day 14	Wednesday, January 14, 2026
Day 15	Tuesday, January 13, 2026
Day 16	Monday, January 12, 2026
Day 17	Sunday, January 11, 2026
Day 18	Saturday, January 10, 2026
Day 19	Friday, January 9, 2026
Day 20	Thursday, January 8, 2026
Day 21	Wednesday, January 7, 2026
Day 22	Tuesday, January 6, 2026
Day 23	Monday, January 5, 2026
Day 24	Sunday, January 4, 2026
Day 25	Saturday, January 3, 2026
Day 26	Friday, January 2, 2026
Day 27	Thursday, January 1, 2026
Day 28	Wednesday, December 31, 2025

REPORT BREAKDOWN

GRAPH:

Active - Newly listed during the date range

Pending - Status changed to 'pending' during the date range

Sold - Closed during the date range

Canceled - Canceled during the date range

Temp off Market - Status changed to 'temp' off market' during the date range

The date ranges are not cumulative.

Day 1: Wednesday, January 21, 2026

Day 28: Wednesday, December 31, 2025

TOTALS:

4 Weeks: The summation of each date range (Day 1 - Day 28)

Market Changes

Day 1's New Listings, Price Increase, Price Decreases and Back on Market

Manatee County - Single Family Home

7 Day Sold Comparison

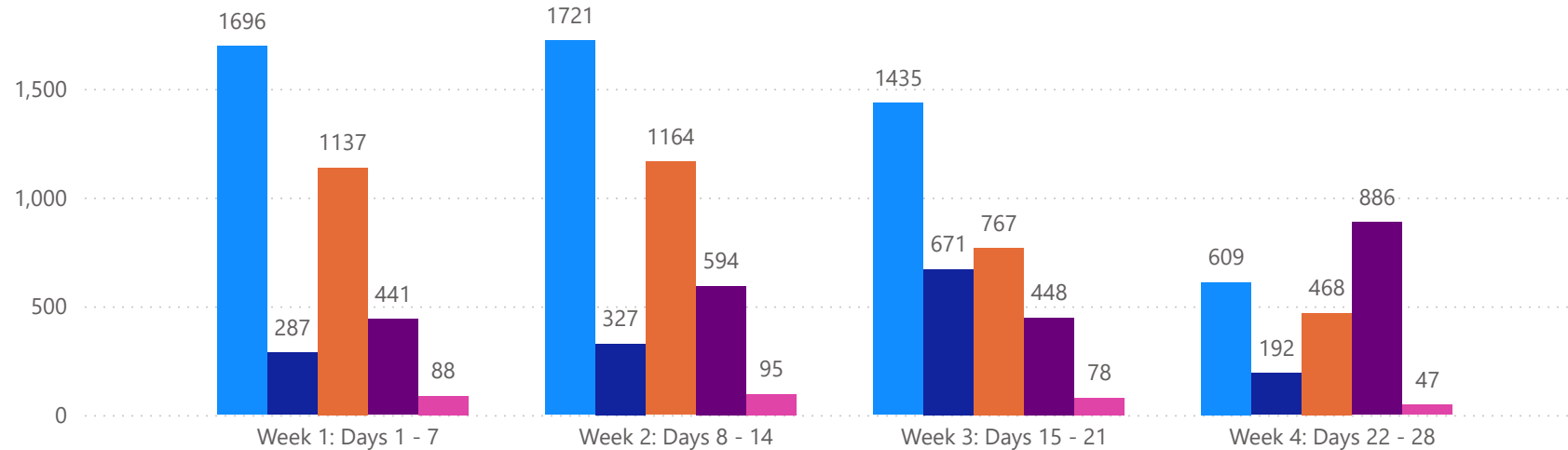
Compares the sold amount and volume in the last 7 days against the same timeframe in the prior year and days 8 - days 14.

4 WEEK REAL ESTATE MARKET REPORT

TAMPA BAY - SINGLE FAMILY HOME

1/21/2026

MLS Status ● Active ● Canceled ● Pending ● Sold ● Temporarily Off-Market



All data is current as of today, though some MLS statuses may have changed from prior days.

TOTALS

MLS Status	4 Week Total
Active	5461
Canceled	1477
Pending	3536
Sold	2369
Temporarily Off-Market	308

DAILY MARKET CHANGE

Category	Sum of Total
Back on the Market	58
New Listings	362
Price Decrease	337
Price Increase	21

*Back on Market can be from these sources - Pending, Temp Off Market, Cancelled and Expired Listing)

7 DAY SOLD COMPARISON

Closed Prior Year	Volume	Count
Tuesday, January 20, 2026	\$43,693,244	73
Monday, January 19, 2026	\$4,752,790	8
Sunday, January 18, 2026	\$215,000	1
Saturday, January 17, 2026	\$1,765,000	3
Friday, January 16, 2026	\$123,617,618	191
Thursday, January 15, 2026	\$95,823,890	165
Total	\$269,867,542	441

Closed Prior Year	Volume	Count
Monday, January 20, 2025	\$13,286,159	26
Sunday, January 19, 2025	\$1,463,999	3
Saturday, January 18, 2025	\$6,751,000	6
Friday, January 17, 2025	\$121,911,268	225
Thursday, January 16, 2025	\$63,070,648	118
Wednesday, January 15, 2025	\$113,546,537	177
Tuesday, January 14, 2025	\$46,829,074	94
Total	\$366,858,685	649

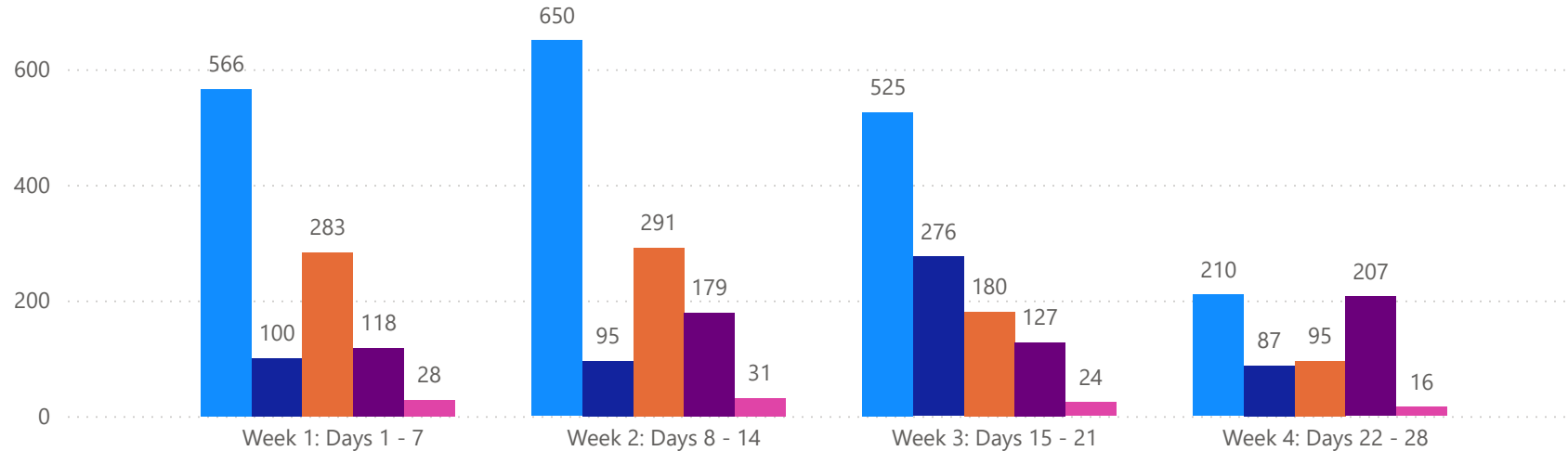


4 WEEK REAL ESTATE MARKET REPORT

TAMPA BAY - CONDO

1/21/2026

MLSStatus ● Active ● Canceled ● Pending ● Sold ● Temporarily Off-Market



All data is current as of today, though some MLS statuses may have changed from prior days.

TOTALS

MLS Status	4 Week Total
Active	1951
Canceled	558
Pending	849
Sold	631
Temporarily Off-Market	99

DAILY MARKET CHANGE

Category	Sum of Total
Back on the Market	8
New Listings	109
Price Decrease	86
Price Increase	3

*Back on Market can be from these sources - Pending, Temp Off Market, Cancelled and Expired Listing)

7 DAY SOLD COMPARISON

Closed Prior Year	Volume	Count
Tuesday, January 20, 2026	\$2,026,310	7
Monday, January 19, 2026	\$8,080,225	9
Sunday, January 18, 2026	\$105,000	1
Friday, January 16, 2026	\$36,509,900	56
Thursday, January 15, 2026	\$29,878,912	45
Total	\$76,600,347	118

Closed Prior Year	Volume	Count
Monday, January 20, 2025	\$494,000	2
Saturday, January 18, 2025	\$502,900	2
Friday, January 17, 2025	\$19,497,300	46
Thursday, January 16, 2025	\$11,428,500	21
Wednesday, January 15, 2025	\$25,298,700	44
Tuesday, January 14, 2025	\$4,584,500	13
Total	\$61,805,900	128

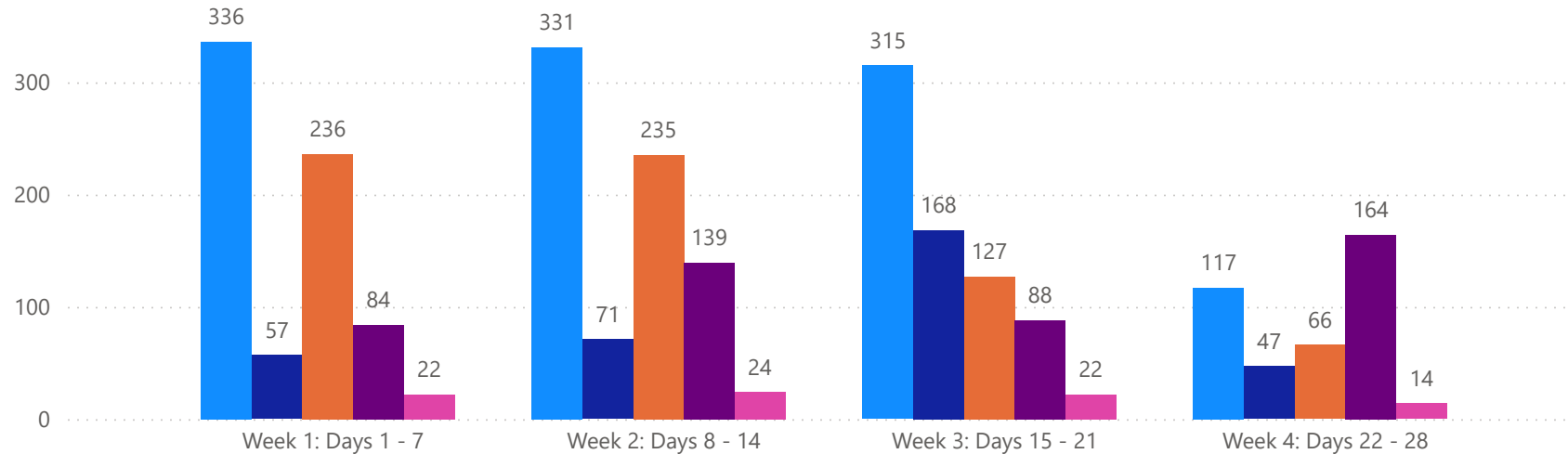


4 WEEK REAL ESTATE MARKET REPORT

PINELLAS COUNTY - SINGLE FAMILY HOME

1/21/2026

MLS Status ● Active ● Canceled ● Pending ● Sold ● Temporarily Off-Market



All data is current as of today, though some MLS statuses may have changed from prior days.

TOTALS

MLS Status	4 Week Total
Active	1099
Canceled	343
Pending	664
Sold	475
Temporarily Off-Market	82

DAILY MARKET CHANGE

Category	Sum of Pinellas
Back on the Market	15
New Listings	96
Price Decrease	55
Price Increase	7

*Back on Market can be from these sources - Pending, Temp Off Market, Cancelled and Expired Listing)

7 DAY SOLD COMPARISON

Closed Prior Year	Volume	Count
Tuesday, January 20, 2026	\$10,917,000	14
Monday, January 19, 2026	\$885,000	2
Friday, January 16, 2026	\$32,275,499	37
Thursday, January 15, 2026	\$15,838,900	31
Total	\$59,916,399	84

Closed Prior Year	Volume	Count
Monday, January 20, 2025	\$4,059,950	7
Saturday, January 18, 2025	\$650,000	2
Friday, January 17, 2025	\$33,563,900	52
Thursday, January 16, 2025	\$17,791,800	33
Wednesday, January 15, 2025	\$19,078,463	31
Tuesday, January 14, 2025	\$9,129,295	17
Total	\$84,273,408	142

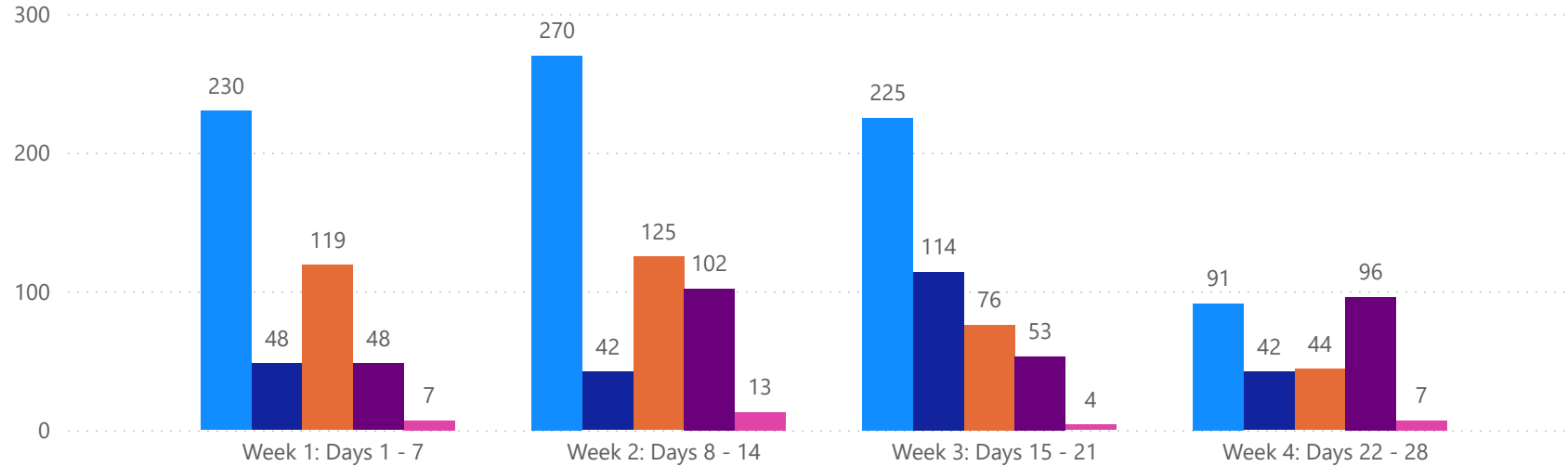


4 WEEK REAL ESTATE MARKET REPORT

PINELLAS COUNTY - CONDO

1/21/2026

MLSStatus ● Active ● Canceled ● Pending ● Sold ● Temporarily Off-Market



All data is current as of today, though some MLS statuses may have changed from prior days.

TOTALS

MLS Status	4 Week Total
Active	816
Canceled	246
Pending	364
Sold	299
Temporarily Off-Market	31

DAILY MARKET CHANGE

Category	Sum of Pinellas
Back on the Market	5
New Listings	46
Price Decrease	40
Price Increase	0

*Back on Market can be from these sources - Pending, Temp Off Market, Cancelled and Expired Listing)

7 DAY SOLD COMPARISON

Closed Prior Year	Volume	Count
Tuesday, January 20, 2026	\$339,000	2
Monday, January 19, 2026	\$8,080,225	9
Sunday, January 18, 2026	\$105,000	1
Friday, January 16, 2026	\$12,410,500	18
Thursday, January 15, 2026	\$13,198,517	18
Total	\$34,133,242	48

Closed Prior Year	Volume	Count
Saturday, January 18, 2025	\$299,900	1
Friday, January 17, 2025	\$5,018,400	15
Thursday, January 16, 2025	\$3,300,500	5
Wednesday, January 15, 2025	\$7,908,300	19
Tuesday, January 14, 2025	\$685,000	5
Total	\$17,212,100	45

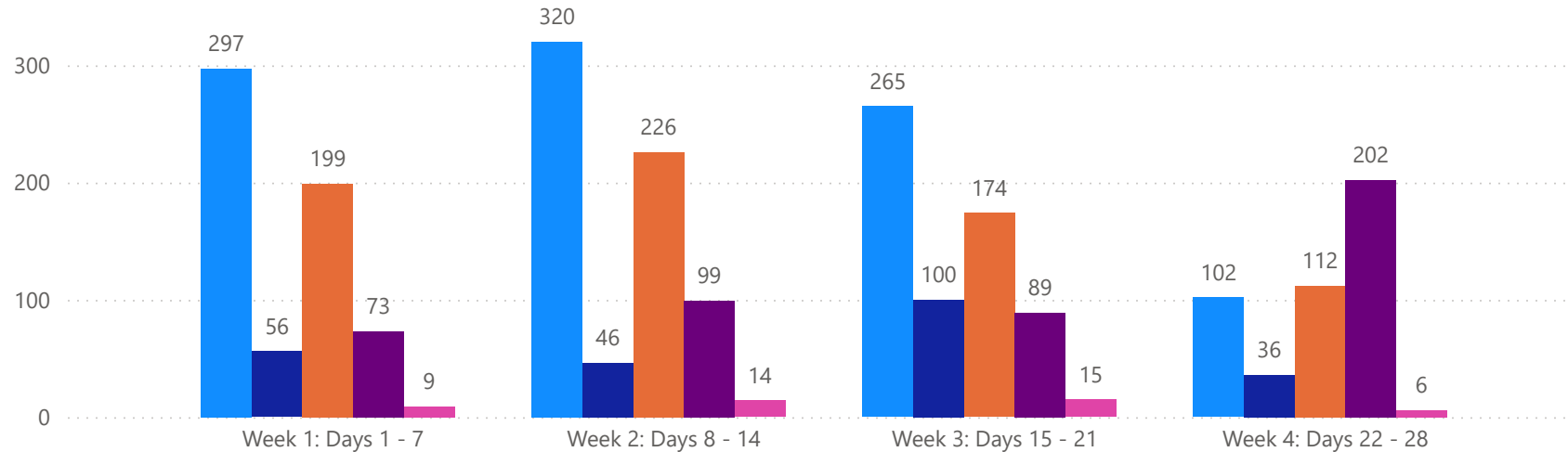


4 WEEK REAL ESTATE MARKET REPORT

PASCO COUNTY - SINGLE FAMILY HOME

1/21/2026

MLS Status ● Active ● Canceled ● Pending ● Sold ● Temporarily Off-Market



All data is current as of today, though some MLS statuses may have changed from prior days.

TOTALS

MLS Status	4 Week Total
Active	984
Canceled	238
Pending	711
Sold	463
Temporarily Off-Market	44

DAILY MARKET CHANGE

Category	Sum of Pasco
Back on the Market	15
New Listings	49
Price Decrease	65
Price Increase	4

*Back on Market can be from these sources - Pending, Temp Off Market, Cancelled and Expired Listing)

7 DAY SOLD COMPARISON

Closed Prior Year	Volume	Count
Tuesday, January 20, 2026	\$3,214,110	10
Monday, January 19, 2026	\$838,790	3
Sunday, January 18, 2026	\$215,000	1
Friday, January 16, 2026	\$14,085,315	36
Thursday, January 15, 2026	\$9,847,480	23
Total	\$28,200,695	73

Closed Prior Year	Volume	Count
Monday, January 20, 2025	\$4,340,440	10
Sunday, January 19, 2025	\$555,000	1
Saturday, January 18, 2025	\$445,000	1
Friday, January 17, 2025	\$21,978,975	52
Thursday, January 16, 2025	\$7,690,621	22
Wednesday, January 15, 2025	\$15,780,328	33
Tuesday, January 14, 2025	\$8,010,959	21
Total	\$58,801,323	140

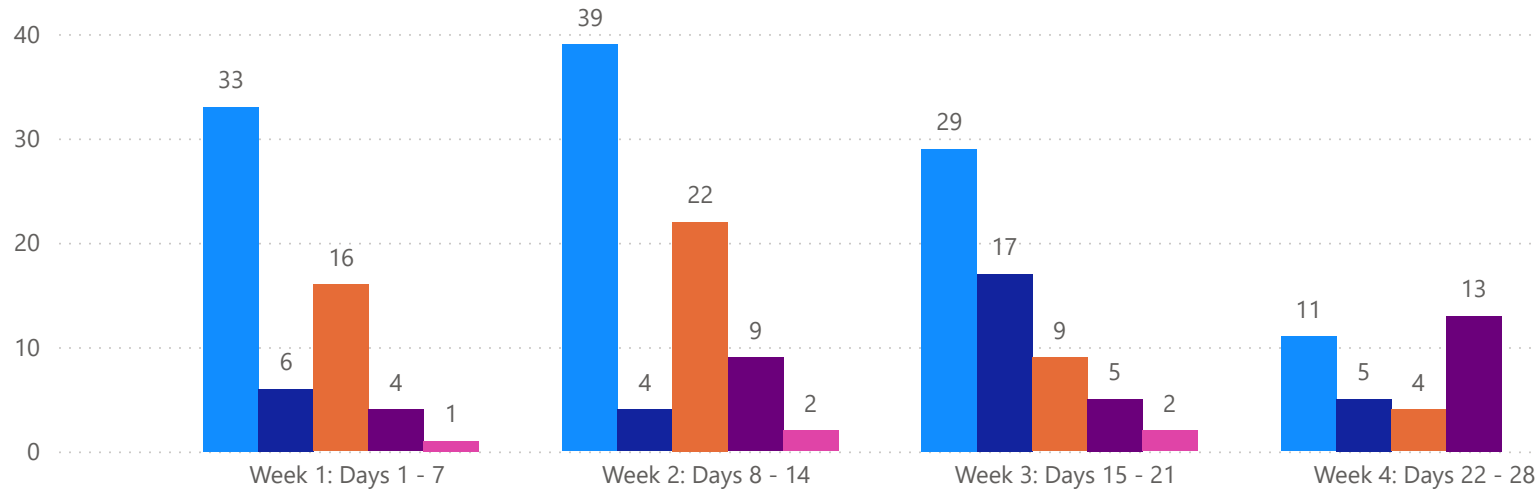


4 WEEK REAL ESTATE MARKET REPORT

PASCO COUNTY - CONDO

1/21/2026

MLSStatus ● Active ● Canceled ● Pending ● Sold ● Temporarily Off-Market



All data is current as of today, though some MLS statuses may have changed from prior days.

TOTALS

MLS Status	4 Week Total
Active	112
Canceled	32
Pending	51
Sold	31
Temporarily Off-Market	5

DAILY MARKET CHANGE

Category	Sum of Pasco
Back on the Market	0
New Listings	6
Price Decrease	4
Price Increase	0

*Back on Market can be from these sources - Pending, Temp Off Market, Cancelled and Expired Listing)

7 DAY SOLD COMPARISON

Closed Prior Year	Volume	Count
Friday, January 16, 2026	\$265,900	2
Thursday, January 15, 2026	\$237,995	2
Total	\$503,895	4

Closed Prior Year	Volume	Count
Friday, January 17, 2025	\$716,500	4
Thursday, January 16, 2025	\$235,000	2
Wednesday, January 15, 2025	\$480,000	2
Tuesday, January 14, 2025	\$300,000	2
Total	\$1,731,500	10

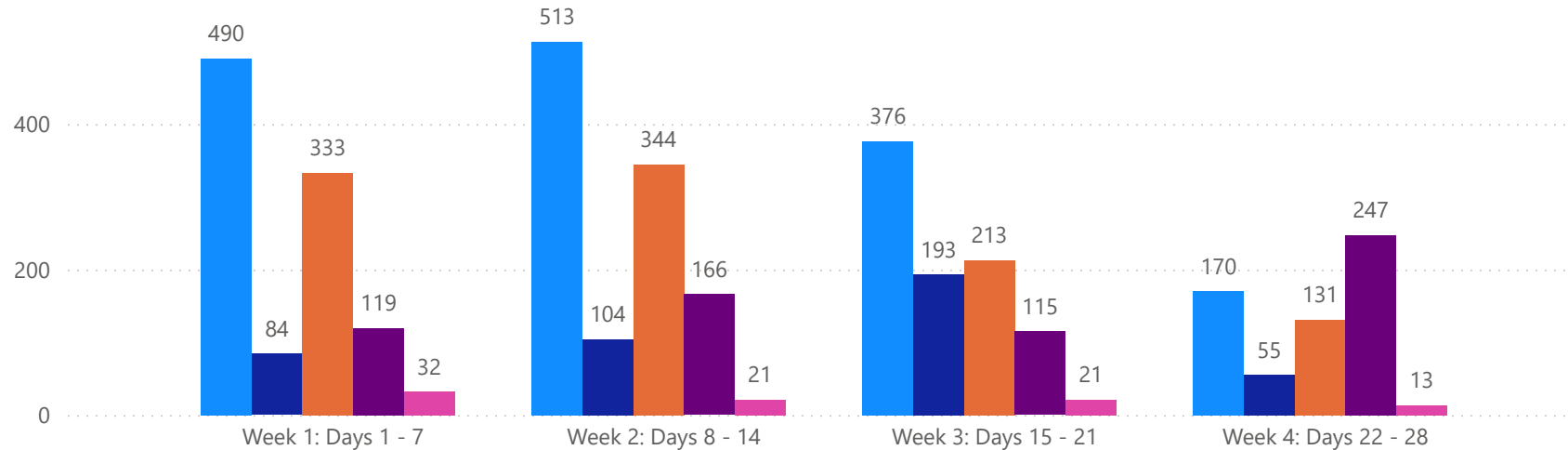


4 WEEK REAL ESTATE MARKET REPORT

HILLSBOROUGH COUNTY - SINGLE FAMILY HOME

1/21/2026

MLSStatus ● Active ● Canceled ● Pending ● Sold ● Temporarily Off-Market



All data is current as of today, though some MLS statuses may have changed from prior days.

TOTALS

MLS Status	4 Week Total
Active	1549
Canceled	436
Pending	1021
Sold	647
Temporarily Off-Market	87

DAILY MARKET CHANGE

Category	Sum of Hillsborough	*Back on Market can be from these sources - Pending, Temp Off Market, Cancelled and Expired Listing)
Back on the Market	16	
New Listings	90	
Price Decrease	95	
Price Increase	5	

7 DAY SOLD COMPARISON

Closed Prior Year	Volume	Count
Tuesday, January 20, 2026	\$13,576,445	21
Saturday, January 17, 2026	\$915,000	2
Friday, January 16, 2026	\$33,025,029	54
Thursday, January 15, 2026	\$22,561,071	42
Total	\$70,077,545	119

Closed Prior Year	Volume	Count
Monday, January 20, 2025	\$1,704,400	5
Sunday, January 19, 2025	\$479,999	1
Saturday, January 18, 2025	\$361,000	1
Friday, January 17, 2025	\$29,239,468	60
Thursday, January 16, 2025	\$16,213,629	30
Wednesday, January 15, 2025	\$23,772,709	41
Tuesday, January 14, 2025	\$14,358,877	31
Total	\$86,130,082	169

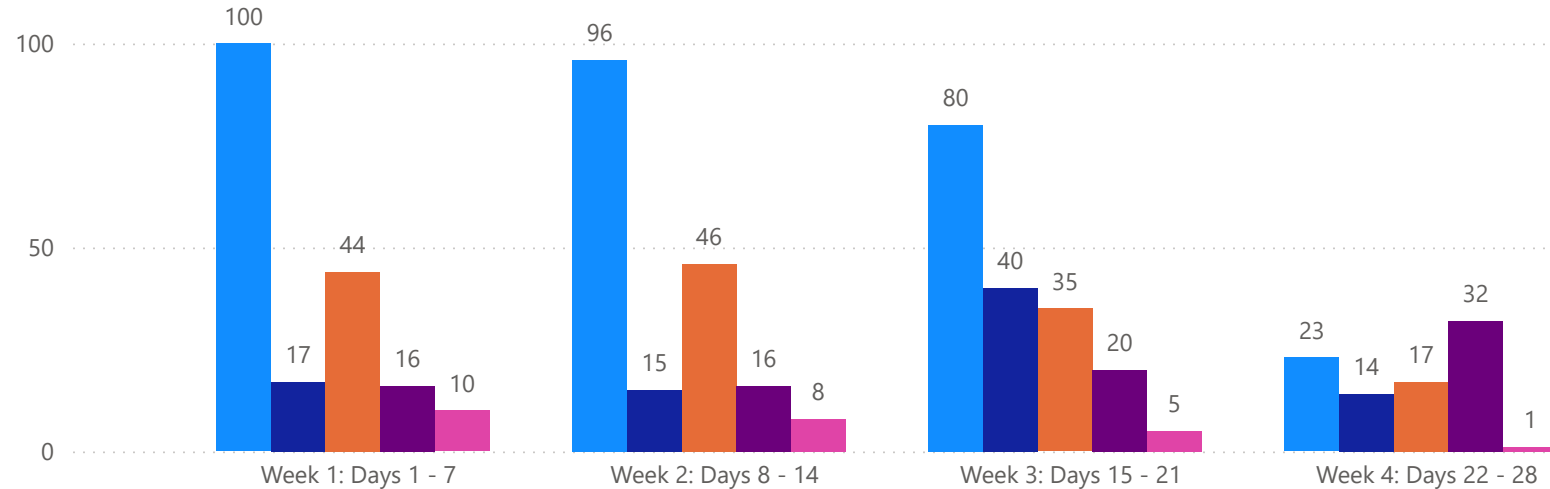


4 WEEK REAL ESTATE MARKET REPORT

HILLSBOROUGH COUNTY - CONDO

1/21/2026

MLS Status ● Active ● Canceled ● Pending ● Sold ● Temporarily Off-Market



All data is current as of today, though some MLS statuses may have changed from prior days.

TOTALS

MLS Status	4 Week Total
Active	299
Canceled	86
Pending	142
Sold	84
Temporarily Off-Market	24

DAILY MARKET CHANGE

Category	Sum of Hillsborough	
Back on the Market	2	*Back on Market can be from these sources - Pending, Temp Off Market, Cancelled and Expired Listing)
New Listings	14	
Price Decrease	13	
Price Increase	1	

7 DAY SOLD COMPARISON

Closed Prior Year	Volume	Count
Friday, January 16, 2026	\$1,026,500	5
Thursday, January 15, 2026	\$8,062,000	11
Total	\$9,088,500	16

Closed Prior Year	Volume	Count
Monday, January 20, 2025	\$195,000	1
Saturday, January 18, 2025	\$203,000	1
Friday, January 17, 2025	\$1,010,900	5
Thursday, January 16, 2025	\$2,104,000	5
Wednesday, January 15, 2025	\$2,308,500	6
Tuesday, January 14, 2025	\$590,500	2
Total	\$6,411,900	20

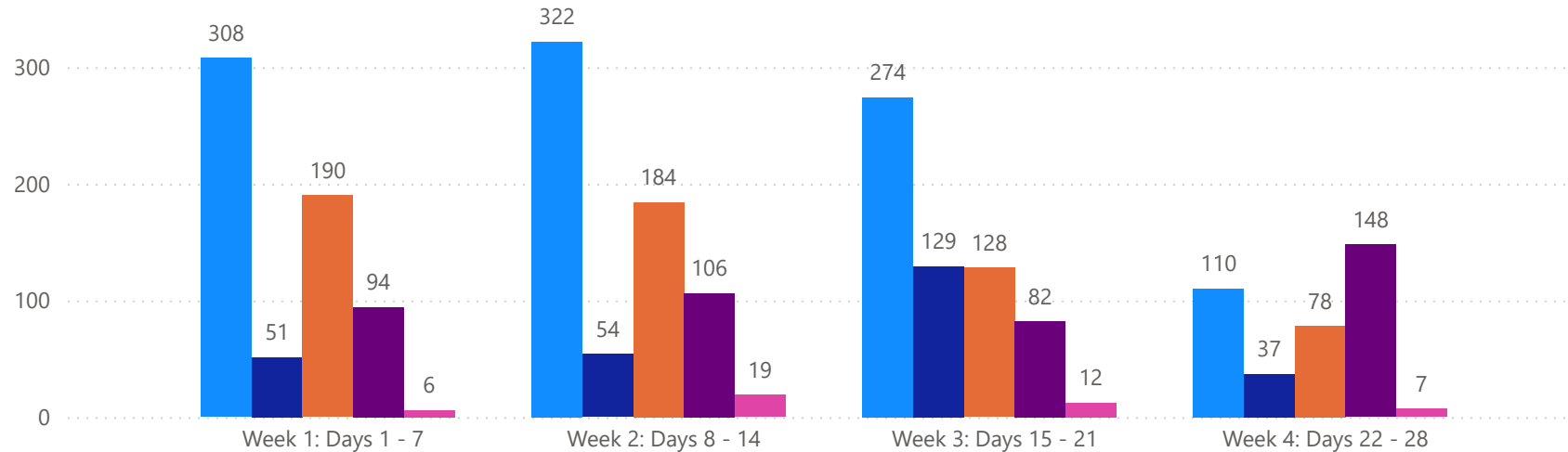


4 WEEK REAL ESTATE MARKET REPORT

SARASOTA COUNTY - SINGLE FAMILY HOME

1/21/2026

MLS Status ● Active ● Canceled ● Pending ● Sold ● Temporarily Off-Market



All data is current as of today, though some MLS statuses may have changed from prior days.

TOTALS

MLS Status	4 Week Total
Active	1014
Canceled	271
Pending	580
Sold	430
Temporarily Off-Market	44

DAILY MARKET CHANGE

Category	Sum of Sarasota
Back on the Market	7
New Listings	75
Price Decrease	70
Price Increase	2

*Back on Market can be from these sources - Pending, Temp Off Market, Cancelled and Expired Listing)

7 DAY SOLD COMPARISON

Closed Prior Year	Volume	Count
Tuesday, January 20, 2026	\$6,891,000	14
Monday, January 19, 2026	\$3,029,000	3
Saturday, January 17, 2026	\$850,000	1
Friday, January 16, 2026	\$21,925,538	35
Thursday, January 15, 2026	\$28,118,089	41
Total	\$60,813,627	94

Closed Prior Year	Volume	Count
Monday, January 20, 2025	\$2,266,369	2
Saturday, January 18, 2025	\$495,000	1
Friday, January 17, 2025	\$18,570,805	30
Thursday, January 16, 2025	\$9,149,190	17
Wednesday, January 15, 2025	\$36,759,876	45
Tuesday, January 14, 2025	\$7,696,919	15
Total	\$74,938,159	110

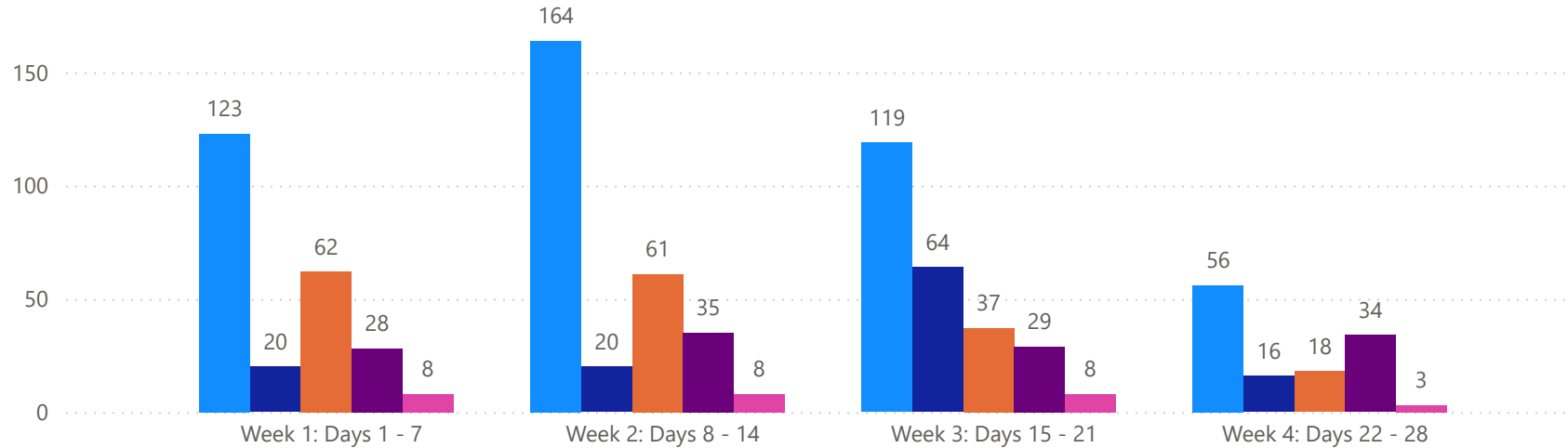


4 WEEK REAL ESTATE MARKET REPORT

SARASOTA COUNTY - CONDO

1/21/2026

MLS Status ● Active ● Canceled ● Pending ● Sold ● Temporarily Off-Market



All data is current as of today, though some MLS statuses may have changed from prior days.

TOTALS

MLS Status	4 Week Total
Active	462
Canceled	120
Pending	178
Sold	126
Temporarily Off-Market	27

DAILY MARKET CHANGE

Category	Sum of Sarasota
Back on the Market	0
New Listings	22
Price Decrease	23
Price Increase	1

*Back on Market can be from these sources - Pending, Temp Off Market, Cancelled and Expired Listing)

7 DAY SOLD COMPARISON

Closed Prior Year	Volume	Count
Tuesday, January 20, 2026	\$652,310	2
Friday, January 16, 2026	\$18,850,500	19
Thursday, January 15, 2026	\$5,247,500	7
Total	\$24,750,310	28

Closed Prior Year	Volume	Count
Monday, January 20, 2025	\$299,000	1
Friday, January 17, 2025	\$6,931,500	13
Thursday, January 16, 2025	\$5,539,000	7
Wednesday, January 15, 2025	\$12,005,900	11
Tuesday, January 14, 2025	\$2,820,000	3
Total	\$27,595,400	35

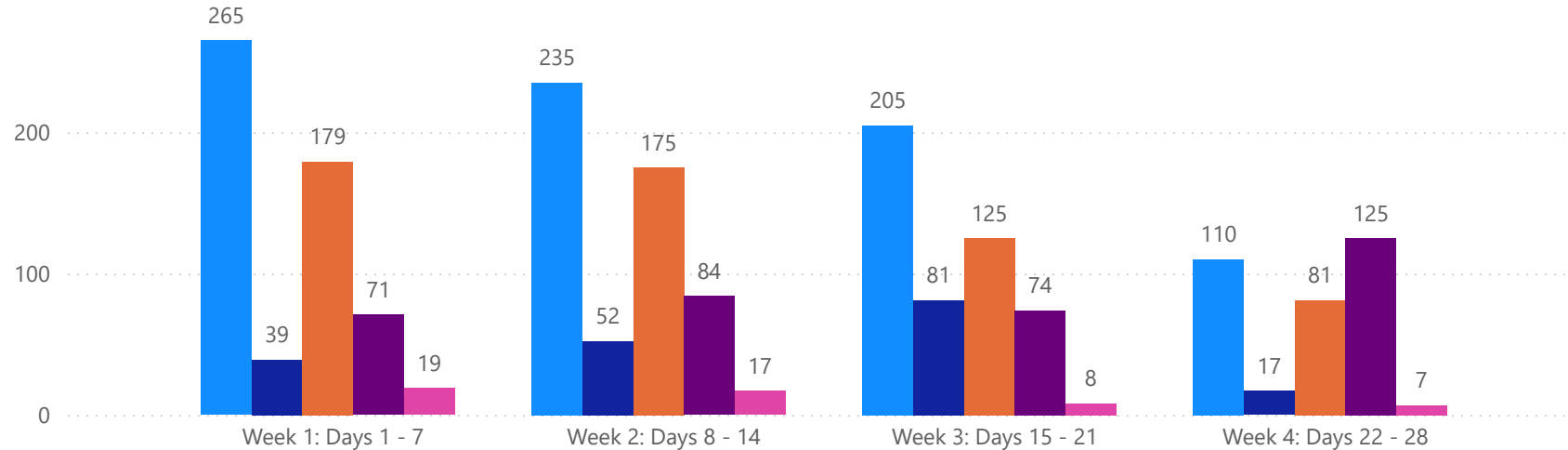


4 WEEK REAL ESTATE MARKET REPORT

MANATEE COUNTY - SINGLE FAMILY HOME

1/21/2026

MLS Status ● Active ● Canceled ● Pending ● Sold ● Temporarily Off-Market



All data is current as of today, though some MLS statuses may have changed from prior days.

TOTALS

MLS Status	4 Week Total
Active	815
Canceled	189
Pending	560
Sold	354
Temporarily Off-Market	51

DAILY MARKET CHANGE

Category	Sum of Manatee
Back on the Market	5
New Listings	52
Price Decrease	52
Price Increase	3

*Back on Market can be from these sources - Pending, Temp Off Market, Cancelled and Expired Listing)

7 DAY SOLD COMPARISON

Closed Prior Year	Volume	Count
Tuesday, January 20, 2026	\$9,094,689	14
Friday, January 16, 2026	\$22,306,237	29
Thursday, January 15, 2026	\$19,458,350	28
Total	\$50,859,276	71

Closed Prior Year	Volume	Count
Monday, January 20, 2025	\$915,000	2
Sunday, January 19, 2025	\$429,000	1
Saturday, January 18, 2025	\$4,800,000	1
Friday, January 17, 2025	\$18,558,120	31
Thursday, January 16, 2025	\$12,225,408	16
Wednesday, January 15, 2025	\$18,155,161	27
Tuesday, January 14, 2025	\$7,633,024	10
Total	\$62,715,713	88

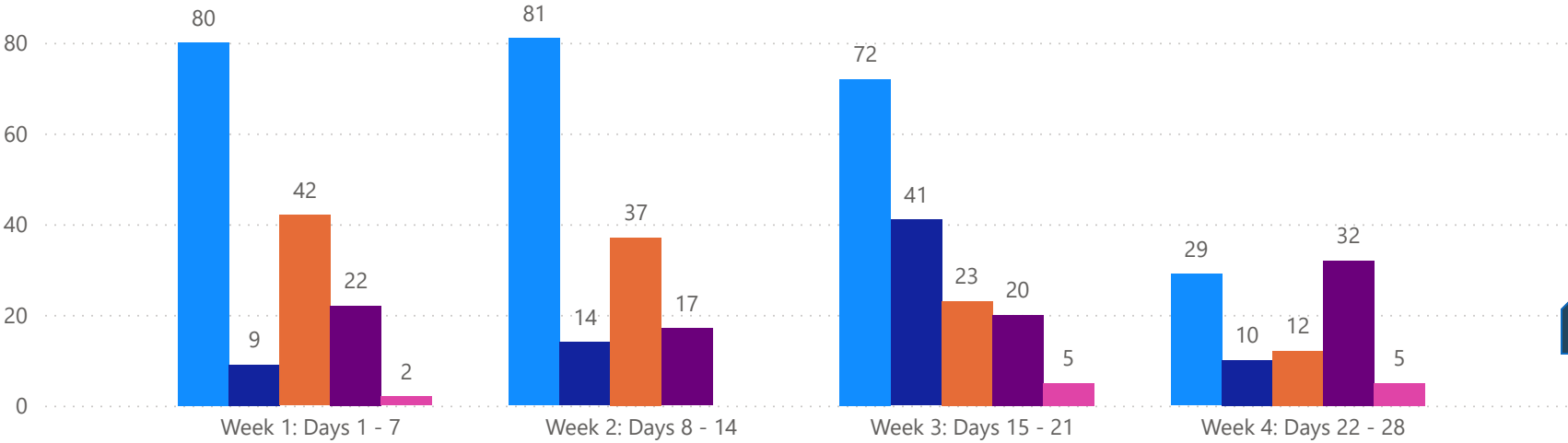


4 WEEK REAL ESTATE MARKET REPORT

MANATEE COUNTY - CONDO

1/21/2026

MLS Status ● Active ● Canceled ● Pending ● Sold ● Temporarily Off-Market



TOTALS

MLS Status	4 Week Total
Active	262
Canceled	74
Pending	114
Sold	91
Temporarily Off-Market	12

DAILY MARKET CHANGE

Category	Sum of Manatee
Back on the Market	1
New Listings	21
Price Decrease	6
Price Increase	1

*Back on Market can be from these sources - Pending, Temp Off Market, Cancelled and Expired Listing)

7 DAY SOLD COMPARISON

Closed Prior Year	Volume	Count
Tuesday, January 20, 2026	\$1,035,000	3
Friday, January 16, 2026	\$3,956,500	12
Thursday, January 15, 2026	\$3,132,900	7
Total	\$8,124,400	22

Closed Prior Year	Volume	Count
Friday, January 17, 2025	\$5,820,000	9
Thursday, January 16, 2025	\$250,000	2
Wednesday, January 15, 2025	\$2,596,000	6
Tuesday, January 14, 2025	\$189,000	1
Total	\$8,855,000	18

