



## 4 WEEK REAL ESTATE MARKET REPORT

Thursday, January 22, 2026

*As of: Friday, January 23, 2026*

- 1 Report Breakdown
- 2 Cumulative Tampa Bay Report - Single Family Home
- 3 Cumulative Tampa Bay Report - Condominium
- 4 Pinellas County - Single Family Home
- 5 Pinellas County - Condominium
- 6 Pasco County - Single Family Home
- 7 Pasco County - Condominium
- 8 Hillsborough County - Single Family Home
- 9 Hillsborough County - Condominium
- 10 Sarasota County - Single Family Home
- 11 Sarasota County - Condominium
- 12 Manatee County - Single Family Home
- 13 Manatee County - Condominium

# 4 WEEK REAL ESTATE MARKET REPORT

## REPORT BREAKDOWN

Thursday, January 22, 2026

as of: 1/23/2026

Day 1	Thursday, January 22, 2026
Day 2	Wednesday, January 21, 2026
Day 3	Tuesday, January 20, 2026
Day 4	Monday, January 19, 2026
Day 5	Sunday, January 18, 2026
Day 6	Friday, January 23, 2026
Day 7	Thursday, January 22, 2026
Day 8	Wednesday, January 21, 2026
Day 9	Tuesday, January 20, 2026
Day 10	Monday, January 19, 2026
Day 11	Sunday, January 18, 2026
Day 12	Saturday, January 17, 2026
Day 13	Friday, January 16, 2026
Day 14	Thursday, January 15, 2026
Day 15	Wednesday, January 14, 2026
Day 16	Tuesday, January 13, 2026
Day 17	Monday, January 12, 2026
Day 18	Sunday, January 11, 2026
Day 19	Saturday, January 10, 2026
Day 20	Friday, January 9, 2026
Day 21	Thursday, January 8, 2026
Day 22	Wednesday, January 7, 2026
Day 23	Tuesday, January 6, 2026
Day 24	Monday, January 5, 2026
Day 25	Sunday, January 4, 2026
Day 26	Saturday, January 3, 2026
Day 27	Friday, January 2, 2026
Day 28	Thursday, January 1, 2026

### REPORT BREAKDOWN

#### GRAPH:

Active - Newly listed during the date range

Pending - Status changed to 'pending' during the date range

Sold - Closed during the date range

Canceled - Canceled during the date range

Temp off Market - Status changed to 'temp' off market' during the date range

The date ranges are not cumulative.

Day 1: Thursday, January 22, 2026

Day 28: Thursday, January 1, 2026

#### TOTALS:

4 Weeks: The summation of each date range (Day 1 - Day 28)

#### Market Changes

Day 1's New Listings, Price Increase, Price Decreases and Back on Market

Manatee County - Single Family Home

#### 7 Day Sold Comparison

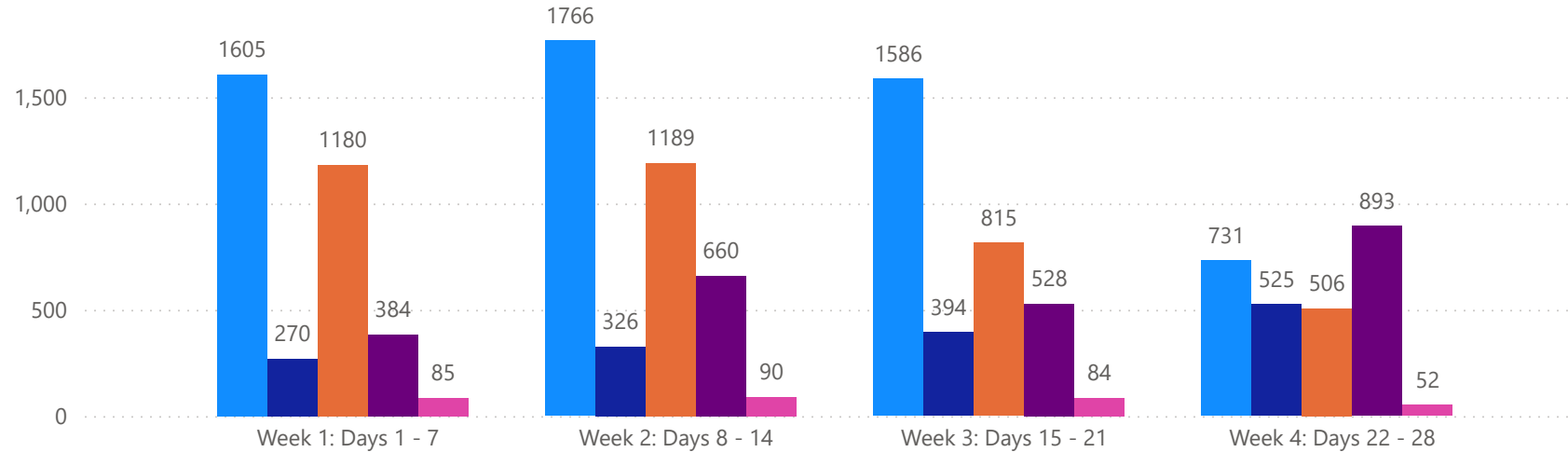
Compares the sold amount and volume in the last 7 days against the same timeframe in the prior year and days 8 - days 14.

# 4 WEEK REAL ESTATE MARKET REPORT

## TAMPA BAY - SINGLE FAMILY HOME

### 1/22/2026

**MLS Status** ● Active ● Canceled ● Pending ● Sold ● Temporarily Off-Market



*All data is current as of today, though some MLS statuses may have changed from prior days.*

### TOTALS

MLS Status	4 Week Total
Active	5688
Canceled	1515
Pending	3690
Sold	2465
Temporarily Off-Market	311

### DAILY MARKET CHANGE

Category	Sum of Total
Back on the Market	54
New Listings	358
Price Decrease	368
Price Increase	24

\*Back on Market can be from these sources - Pending, Temp Off Market, Cancelled and Expired Listing)

### 7 DAY SOLD COMPARISON

Closed Prior Year	Volume	Count
Wednesday, January 21, 2026	\$38,220,467	55
Tuesday, January 20, 2026	\$66,344,699	115
Monday, January 19, 2026	\$7,677,790	15
Sunday, January 18, 2026	\$215,000	1
Saturday, January 17, 2026	\$3,115,050	6
Friday, January 16, 2026	\$124,053,618	192
<b>Total</b>	<b>\$239,626,624</b>	<b>384</b>

Closed Prior Year	Volume	Count
Tuesday, January 21, 2025	\$91,780,107	159
Monday, January 20, 2025	\$13,286,159	26
Sunday, January 19, 2025	\$1,463,999	3
Saturday, January 18, 2025	\$6,751,000	6
Friday, January 17, 2025	\$121,911,268	225
Thursday, January 16, 2025	\$63,070,648	118
Wednesday, January 15, 2025	\$113,546,537	177
<b>Total</b>	<b>\$411,809,718</b>	<b>714</b>

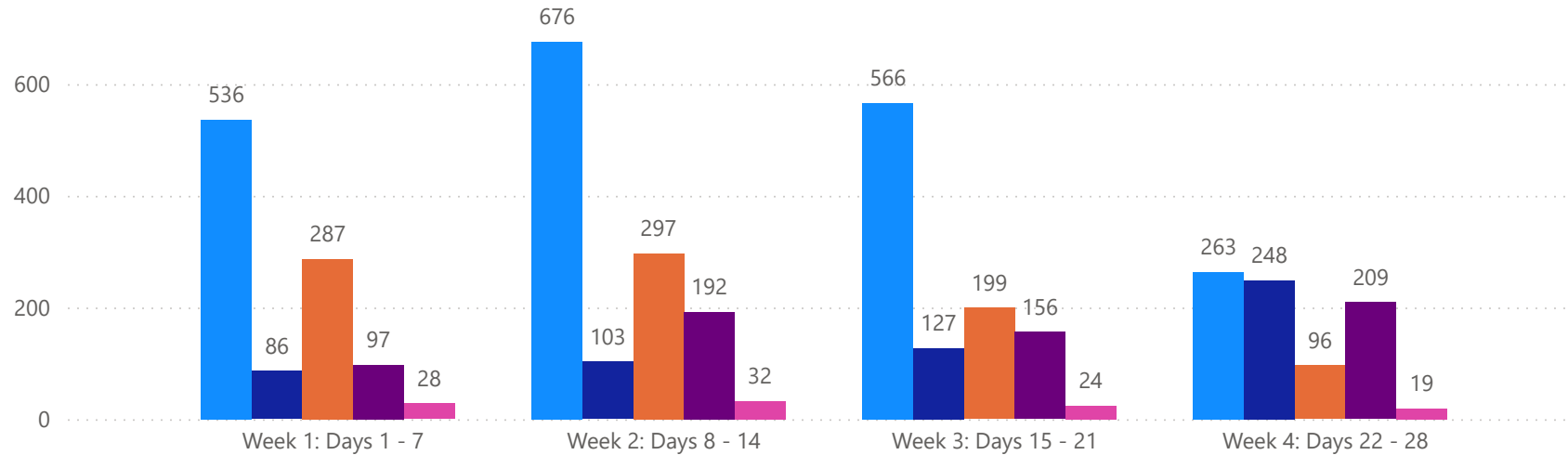


# 4 WEEK REAL ESTATE MARKET REPORT

## TAMPA BAY - CONDO

### 1/22/2026

**MLSStatus** ● Active ● Canceled ● Pending ● Sold ● Temporarily Off-Market



*All data is current as of today, though some MLS statuses may have changed from prior days.*

### TOTALS

MLS Status	4 Week Total
Active	2041
Canceled	564
Pending	879
Sold	654
Temporarily Off-Market	103

### DAILY MARKET CHANGE

Category	Sum of Total
Back on the Market	14
New Listings	104
Price Decrease	122
Price Increase	2

\*Back on Market can be from these sources - Pending, Temp Off Market, Cancelled and Expired Listing)

### 7 DAY SOLD COMPARISON

Closed Prior Year	Volume	Count	Closed Prior Year	Volume	Count
Wednesday, January 21, 2026	\$8,723,600	15	Tuesday, January 21, 2025	\$11,735,498	22
Tuesday, January 20, 2026	\$9,750,810	16	Monday, January 20, 2025	\$494,000	2
Monday, January 19, 2026	\$8,080,225	9	Saturday, January 18, 2025	\$502,900	2
Sunday, January 18, 2026	\$105,000	1	Friday, January 17, 2025	\$19,497,300	46
Friday, January 16, 2026	\$36,509,900	56	Thursday, January 16, 2025	\$11,428,500	21
<b>Total</b>	<b>\$63,169,535</b>	<b>97</b>	Wednesday, January 15, 2025	\$25,298,700	44
			<b>Total</b>	<b>\$68,956,898</b>	<b>137</b>

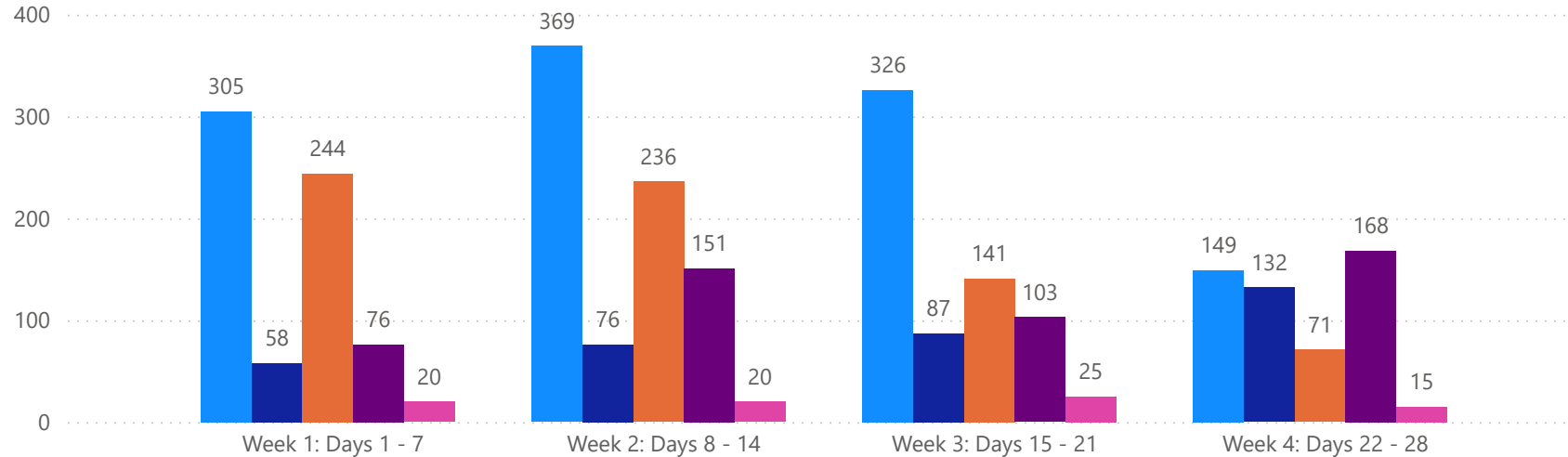


# 4 WEEK REAL ESTATE MARKET REPORT

## PINELLAS COUNTY - SINGLE FAMILY HOME

### 1/22/2026

**MLSStatus** ● Active ● Canceled ● Pending ● Sold ● Temporarily Off-Market



*All data is current as of today, though some MLS statuses may have changed from prior days.*

### TOTALS

MLS Status	4 Week Total
Active	1149
Canceled	353
Pending	692
Sold	498
Temporarily Off-Market	80

### DAILY MARKET CHANGE

Category	Sum of Pinellas
Back on the Market	11
New Listings	73
Price Decrease	75
Price Increase	7

\*Back on Market can be from these sources - Pending, Temp Off Market, Cancelled and Expired Listing)

### 7 DAY SOLD COMPARISON

Closed Prior Year	Volume	Count	Closed Prior Year	Volume	Count
Wednesday, January 21, 2026	\$8,512,400	12	Tuesday, January 21, 2025	\$15,140,800	31
Tuesday, January 20, 2026	\$19,739,500	23	Monday, January 20, 2025	\$4,059,950	7
Monday, January 19, 2026	\$1,725,000	4	Saturday, January 18, 2025	\$650,000	2
Friday, January 16, 2026	\$32,275,499	37	Friday, January 17, 2025	\$33,563,900	52
<b>Total</b>	<b>\$62,252,399</b>	<b>76</b>	Thursday, January 16, 2025	\$17,791,800	33
			Wednesday, January 15, 2025	\$19,078,463	31
			<b>Total</b>	<b>\$90,284,913</b>	<b>156</b>

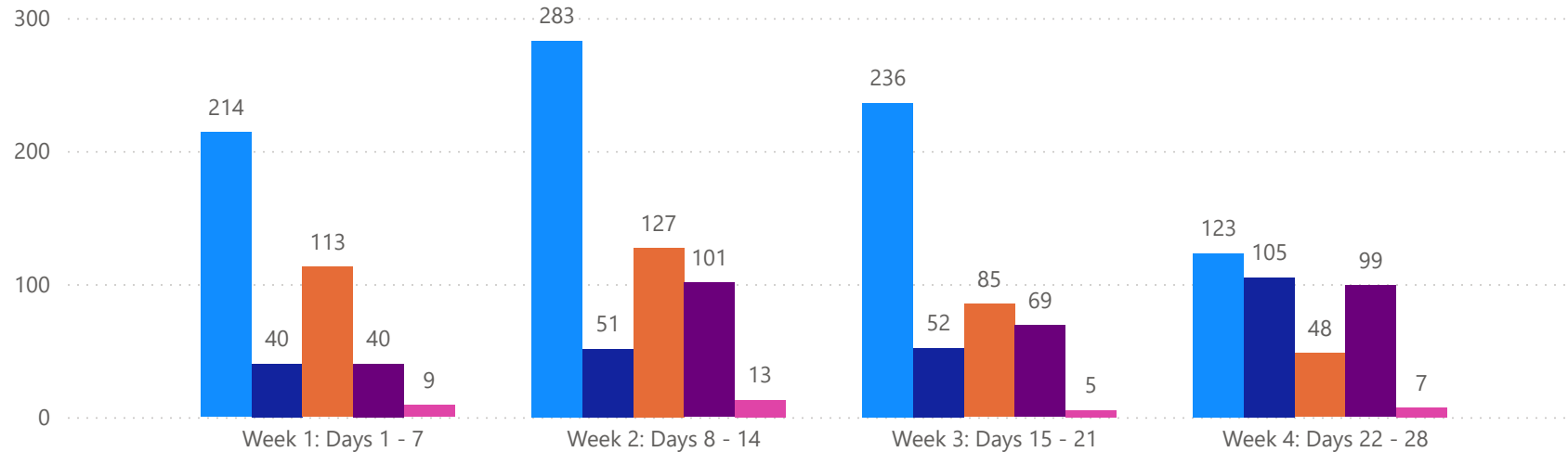


# 4 WEEK REAL ESTATE MARKET REPORT

## PINELLAS COUNTY - CONDO

### 1/22/2026

**MLSStatus** ● Active ● Canceled ● Pending ● Sold ● Temporarily Off-Market



*All data is current as of today, though some MLS statuses may have changed from prior days.*

### TOTALS

MLS Status	4 Week Total
Active	856
Canceled	248
Pending	373
Sold	309
Temporarily Off-Market	34

### DAILY MARKET CHANGE

Category	Sum of Pinellas
Back on the Market	4
New Listings	46
Price Decrease	57
Price Increase	0

\*Back on Market can be from these sources - Pending, Temp Off Market, Cancelled and Expired Listing)

### 7 DAY SOLD COMPARISON

Closed Prior Year	Volume	Count	Closed Prior Year	Volume	Count
Wednesday, January 21, 2026	\$6,747,700	7	Tuesday, January 21, 2025	\$3,061,500	9
Tuesday, January 20, 2026	\$1,454,000	5	Saturday, January 18, 2025	\$299,900	1
Monday, January 19, 2026	\$8,080,225	9	Friday, January 17, 2025	\$5,018,400	15
Sunday, January 18, 2026	\$105,000	1	Thursday, January 16, 2025	\$3,300,500	5
Friday, January 16, 2026	\$12,410,500	18	Wednesday, January 15, 2025	\$7,908,300	19
<b>Total</b>	<b>\$28,797,425</b>	<b>40</b>	<b>Total</b>	<b>\$19,588,600</b>	<b>49</b>

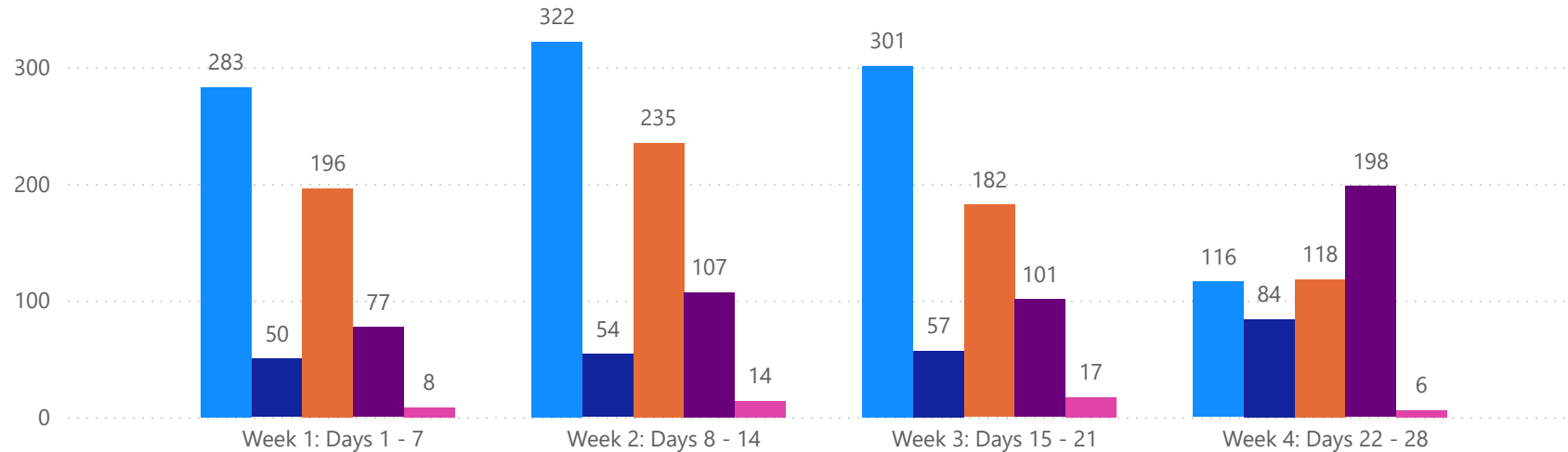


# 4 WEEK REAL ESTATE MARKET REPORT

## PASCO COUNTY - SINGLE FAMILY HOME

### 1/22/2026

**MLSStatus** ● Active ● Canceled ● Pending ● Sold ● Temporarily Off-Market



*All data is current as of today, though some MLS statuses may have changed from prior days.*

### TOTALS

MLS Status	4 Week Total
Active	1022
Canceled	245
Pending	731
Sold	483
Temporarily Off-Market	45

### DAILY MARKET CHANGE

Category	Sum of Pasco
Back on the Market	12
New Listings	73
Price Decrease	58
Price Increase	5

\*Back on Market can be from these sources - Pending, Temp Off Market, Cancelled and Expired Listing)

### 7 DAY SOLD COMPARISON

Closed Prior Year	Volume	Count	Closed Prior Year	Volume	Count
Wednesday, January 21, 2026	\$5,250,690	12	Tuesday, January 21, 2025	\$10,376,039	24
Tuesday, January 20, 2026	\$7,074,120	20	Monday, January 20, 2025	\$4,340,440	10
Monday, January 19, 2026	\$2,318,790	6	Sunday, January 19, 2025	\$555,000	1
Sunday, January 18, 2026	\$215,000	1	Saturday, January 18, 2025	\$445,000	1
Saturday, January 17, 2026	\$620,050	2	Friday, January 17, 2025	\$21,978,975	52
Friday, January 16, 2026	\$14,085,315	36	Thursday, January 16, 2025	\$7,690,621	22
<b>Total</b>	<b>\$29,563,965</b>	<b>77</b>	Wednesday, January 15, 2025	\$15,780,328	33
			<b>Total</b>	<b>\$61,166,403</b>	<b>143</b>

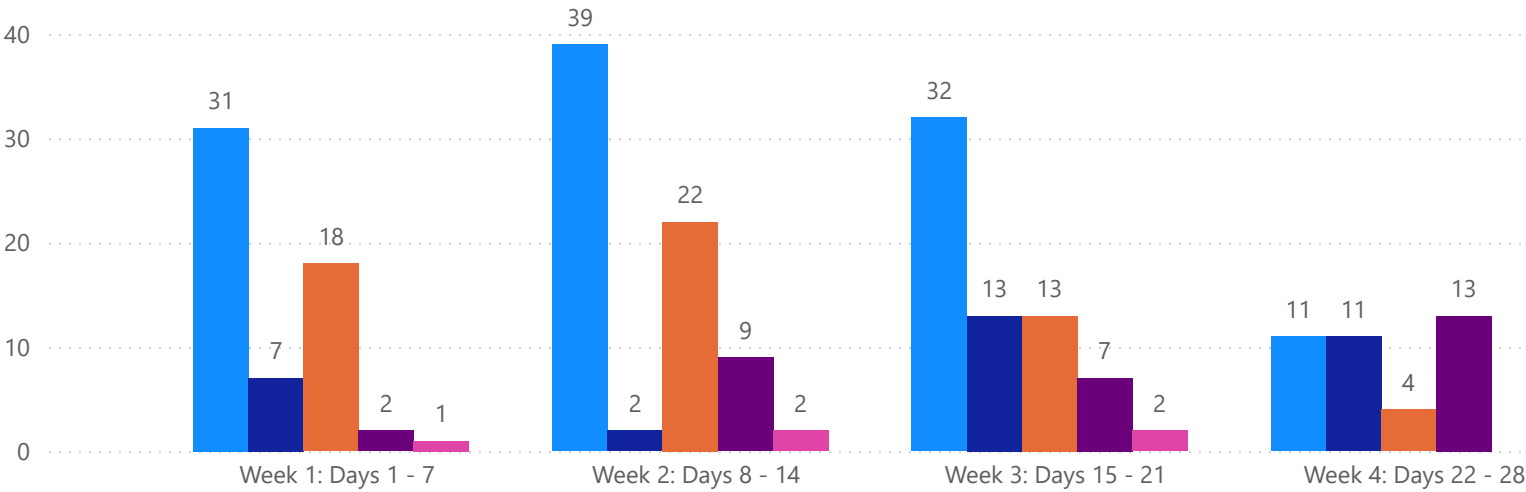


# 4 WEEK REAL ESTATE MARKET REPORT

## PASCO COUNTY - CONDO

### 1/22/2026

**MLSStatus** ● Active ● Canceled ● Pending ● Sold ● Temporarily Off-Market



All data is current as of today, though some MLS statuses may have changed from prior days.

#### TOTALS

MLS Status	4 Week Total
Active	113
Canceled	33
Pending	57
Sold	31
Temporarily Off-Market	5

#### DAILY MARKET CHANGE


Category	Sum of Pasco
Back on the Market	0
New Listings	7
Price Decrease	4
Price Increase	0

\*Back on Market can be from these sources - Pending, Temp Off Market, Cancelled and Expired Listing)

#### 7 DAY SOLD COMPARISON

Closed Prior Year	Volume	Count
Friday, January 16, 2026	\$265,900	2
<b>Total</b>	<b>\$265,900</b>	<b>2</b>

Closed Prior Year	Volume	Count
Friday, January 17, 2025	\$716,500	4
Thursday, January 16, 2025	\$235,000	2
Wednesday, January 15, 2025	\$480,000	2
<b>Total</b>	<b>\$1,431,500</b>	<b>8</b>

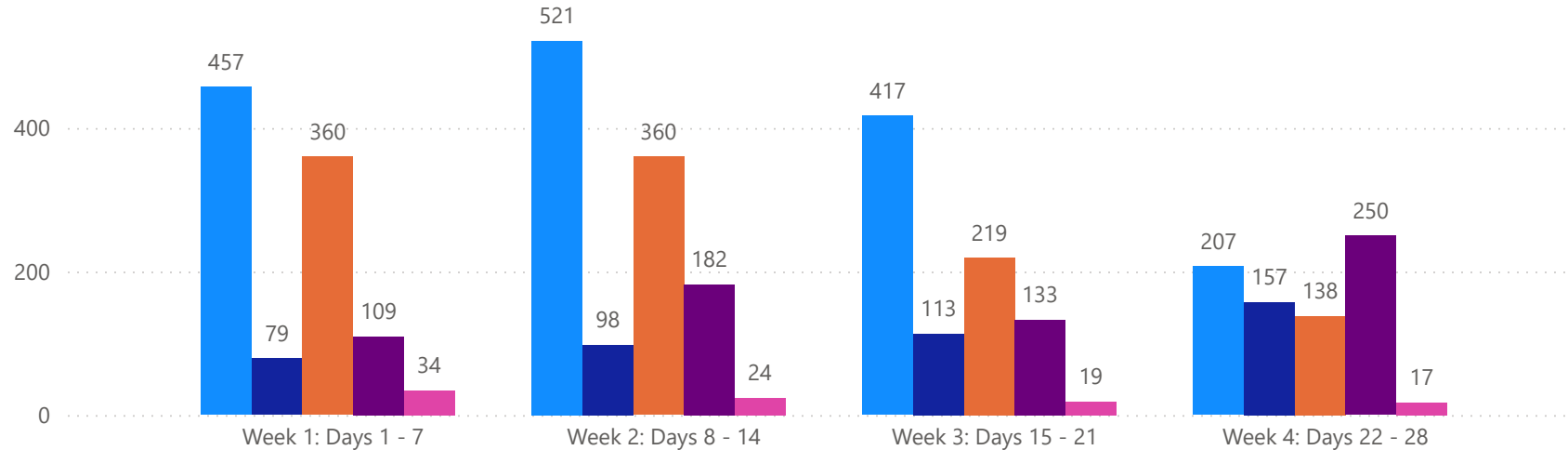


# 4 WEEK REAL ESTATE MARKET REPORT

## HILLSBOROUGH COUNTY - SINGLE FAMILY HOME

### 1/22/2026

**MLSStatus** ● Active ● Canceled ● Pending ● Sold ● Temporarily Off-Market



*All data is current as of today, though some MLS statuses may have changed from prior days.*

### TOTALS

MLS Status	4 Week Total
Active	1602
Canceled	447
Pending	1077
Sold	674
Temporarily Off-Market	94

### DAILY MARKET CHANGE

Category	Sum of Hillsborough	*Back on Market can be from these sources - Pending, Temp Off Market, Cancelled and Expired Listing)
Back on the Market	14	
New Listings	91	
Price Decrease	96	
Price Increase	7	

### 7 DAY SOLD COMPARISON

Closed Prior Year	Volume	Count	Closed Prior Year	Volume	Count
Wednesday, January 21, 2026	\$10,444,490	13	Tuesday, January 21, 2025	\$22,480,660	43
Tuesday, January 20, 2026	\$19,893,964	37	Monday, January 20, 2025	\$1,704,400	5
Monday, January 19, 2026	\$300,000	1	Sunday, January 19, 2025	\$479,999	1
Saturday, January 17, 2026	\$1,645,000	3	Saturday, January 18, 2025	\$361,000	1
Friday, January 16, 2026	\$33,105,029	55	Friday, January 17, 2025	\$29,239,468	60
<b>Total</b>	<b>\$65,388,483</b>	<b>109</b>	Thursday, January 16, 2025	\$16,213,629	30
			Wednesday, January 15, 2025	\$23,772,709	41
			<b>Total</b>	<b>\$94,251,865</b>	<b>181</b>

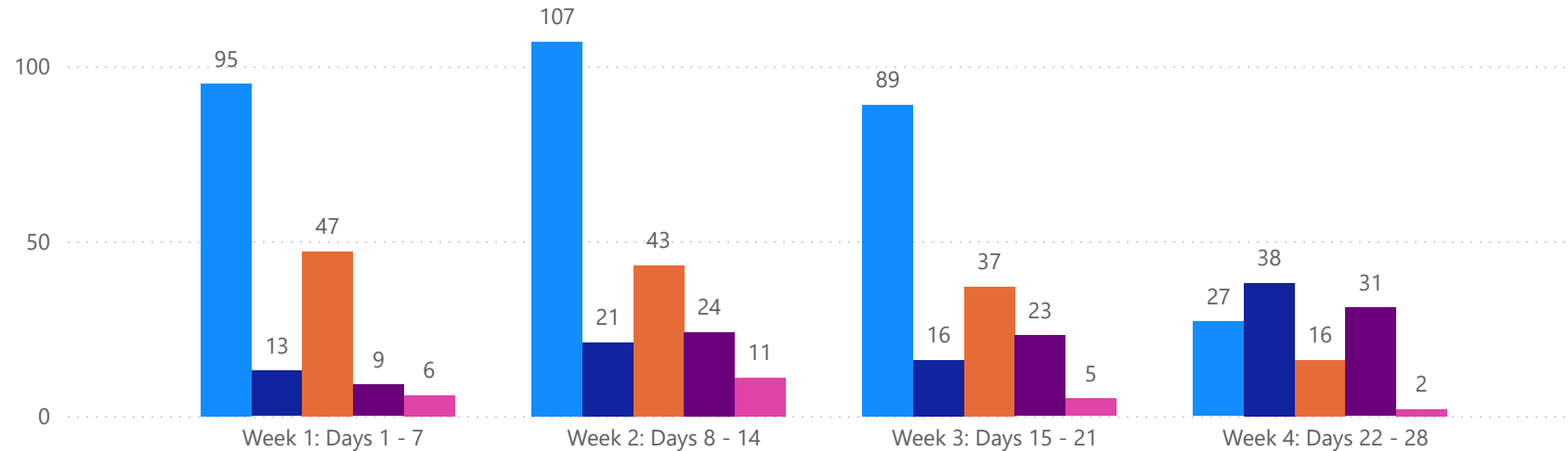


# 4 WEEK REAL ESTATE MARKET REPORT

## HILLSBOROUGH COUNTY - CONDO

1/22/2026

MLS Status ● Active ● Canceled ● Pending ● Sold ● Temporarily Off-Market



All data is current as of today, though some MLS statuses may have changed from prior days.

### TOTALS

MLS Status	4 Week Total
Active	318
Canceled	88
Pending	143
Sold	87
Temporarily Off-Market	24

### DAILY MARKET CHANGE

Category	Sum of Hillsborough	
Back on the Market	3	*Back on Market can be from these sources - Pending, Temp Off Market, Cancelled and Expired Listing)
New Listings	12	
Price Decrease	15	
Price Increase	1	

### 7 DAY SOLD COMPARISON

Closed Prior Year	Volume	Count	Closed Prior Year	Volume	Count
Wednesday, January 21, 2026	\$480,000	3	Tuesday, January 21, 2025	\$1,282,000	6
Tuesday, January 20, 2026	\$1,812,500	1	Monday, January 20, 2025	\$195,000	1
Friday, January 16, 2026	\$1,026,500	5	Saturday, January 18, 2025	\$203,000	1
<b>Total</b>	<b>\$3,319,000</b>	<b>9</b>	Friday, January 17, 2025	\$1,010,900	5
			Thursday, January 16, 2025	\$2,104,000	5
			Wednesday, January 15, 2025	\$2,308,500	6
			<b>Total</b>	<b>\$7,103,400</b>	<b>24</b>

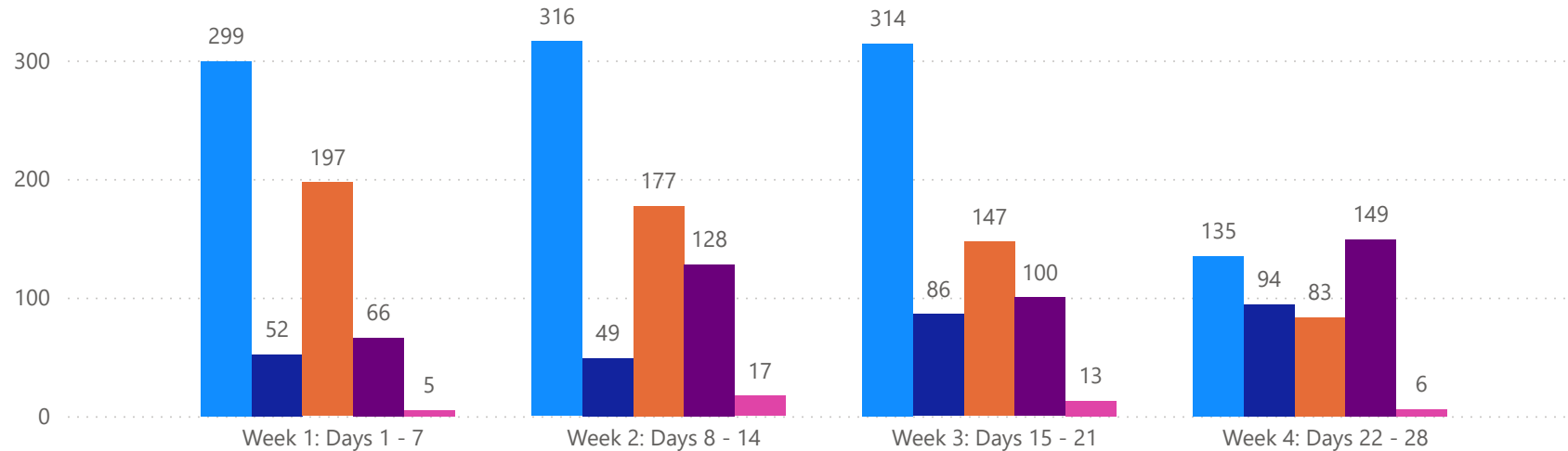


# 4 WEEK REAL ESTATE MARKET REPORT

## SARASOTA COUNTY - SINGLE FAMILY HOME

### 1/22/2026

**MLS Status** ● Active ● Canceled ● Pending ● Sold ● Temporarily Off-Market



*All data is current as of today, though some MLS statuses may have changed from prior days.*

### TOTALS

MLS Status	4 Week Total
Active	1064
Canceled	281
Pending	604
Sold	443
Temporarily Off-Market	41

### DAILY MARKET CHANGE

Category	Sum of Sarasota
Back on the Market	11
New Listings	63
Price Decrease	79
Price Increase	3

\*Back on Market can be from these sources - Pending, Temp Off Market, Cancelled and Expired Listing)

### 7 DAY SOLD COMPARISON

Closed Prior Year	Volume	Count	Closed Prior Year	Volume	Count
Wednesday, January 21, 2026	\$7,463,000	8	Tuesday, January 21, 2025	\$24,028,183	26
Tuesday, January 20, 2026	\$9,662,426	19	Monday, January 20, 2025	\$2,266,369	2
Monday, January 19, 2026	\$3,029,000	3	Saturday, January 18, 2025	\$495,000	1
Saturday, January 17, 2026	\$850,000	1	Friday, January 17, 2025	\$18,570,805	30
Friday, January 16, 2026	\$22,281,538	35	Thursday, January 16, 2025	\$9,149,190	17
<b>Total</b>	<b>\$43,285,964</b>	<b>66</b>	Wednesday, January 15, 2025	\$36,759,876	45
			<b>Total</b>	<b>\$91,269,423</b>	<b>121</b>

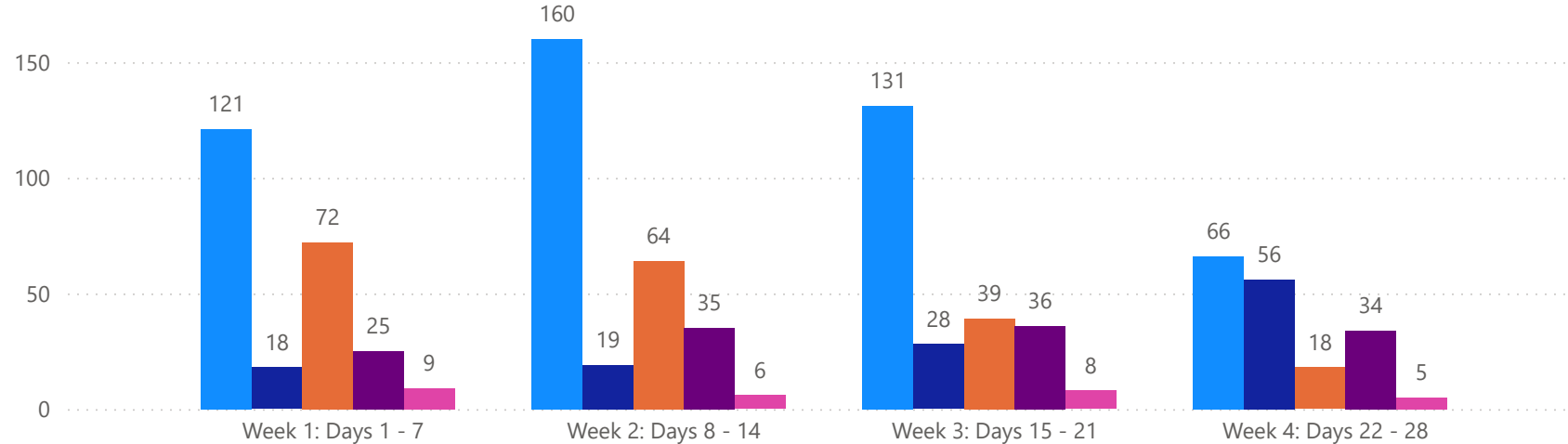


# 4 WEEK REAL ESTATE MARKET REPORT

## SARASOTA COUNTY - CONDO

1/22/2026

**MLS Status** ● Active ● Canceled ● Pending ● Sold ● Temporarily Off-Market



*All data is current as of today, though some MLS statuses may have changed from prior days.*

### TOTALS

MLS Status	4 Week Total
Active	478
Canceled	121
Pending	193
Sold	130
Temporarily Off-Market	28

### DAILY MARKET CHANGE

Category	Sum of Sarasota
Back on the Market	5
New Listings	18
Price Decrease	26
Price Increase	1

\*Back on Market can be from these sources - Pending, Temp Off Market, Cancelled and Expired Listing)

### 7 DAY SOLD COMPARISON

Closed Prior Year	Volume	Count	Closed Prior Year	Volume	Count
Wednesday, January 21, 2026	\$675,000	1	Tuesday, January 21, 2025	\$7,126,998	6
Tuesday, January 20, 2026	\$3,205,310	5	Monday, January 20, 2025	\$299,000	1
Friday, January 16, 2026	\$18,850,500	19	Friday, January 17, 2025	\$6,931,500	13
<b>Total</b>	<b>\$22,730,810</b>	<b>25</b>	Thursday, January 16, 2025	\$5,539,000	7
			Wednesday, January 15, 2025	\$12,005,900	11
			<b>Total</b>	<b>\$31,902,398</b>	<b>38</b>

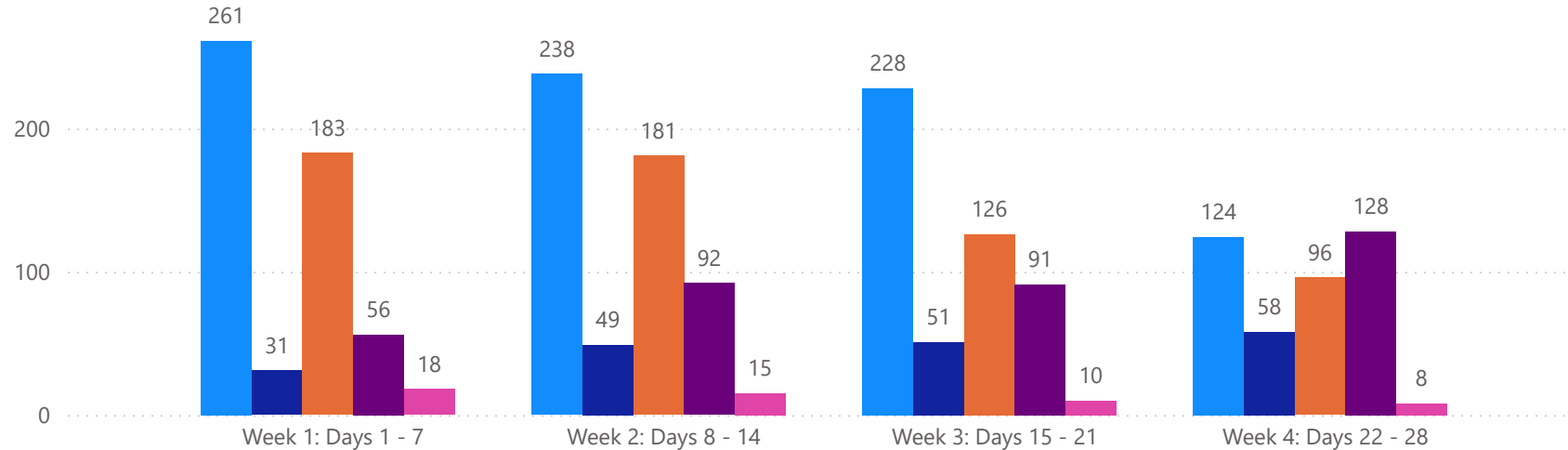


# 4 WEEK REAL ESTATE MARKET REPORT

## MANATEE COUNTY - SINGLE FAMILY HOME

### 1/22/2026

**MLS Status** ● Active ● Canceled ● Pending ● Sold ● Temporarily Off-Market



*All data is current as of today, though some MLS statuses may have changed from prior days.*

### TOTALS

MLS Status	4 Week Total
Active	851
Canceled	189
Pending	586
Sold	367
Temporarily Off-Market	51

### DAILY MARKET CHANGE

Category	Sum of Manatee
Back on the Market	6
New Listings	58
Price Decrease	60
Price Increase	2

\*Back on Market can be from these sources - Pending, Temp Off Market, Cancelled and Expired Listing)

### 7 DAY SOLD COMPARISON

Closed Prior Year	Volume	Count	Closed Prior Year	Volume	Count
Wednesday, January 21, 2026	\$6,549,887	10	Tuesday, January 21, 2025	\$19,754,425	35
Tuesday, January 20, 2026	\$9,974,689	16	Monday, January 20, 2025	\$915,000	2
Monday, January 19, 2026	\$305,000	1	Sunday, January 19, 2025	\$429,000	1
Friday, January 16, 2026	\$22,306,237	29	Saturday, January 18, 2025	\$4,800,000	1
<b>Total</b>	<b>\$39,135,813</b>	<b>56</b>	Friday, January 17, 2025	\$18,558,120	31
			Thursday, January 16, 2025	\$12,225,408	16
			Wednesday, January 15, 2025	\$18,155,161	27
			<b>Total</b>	<b>\$74,837,114</b>	<b>113</b>

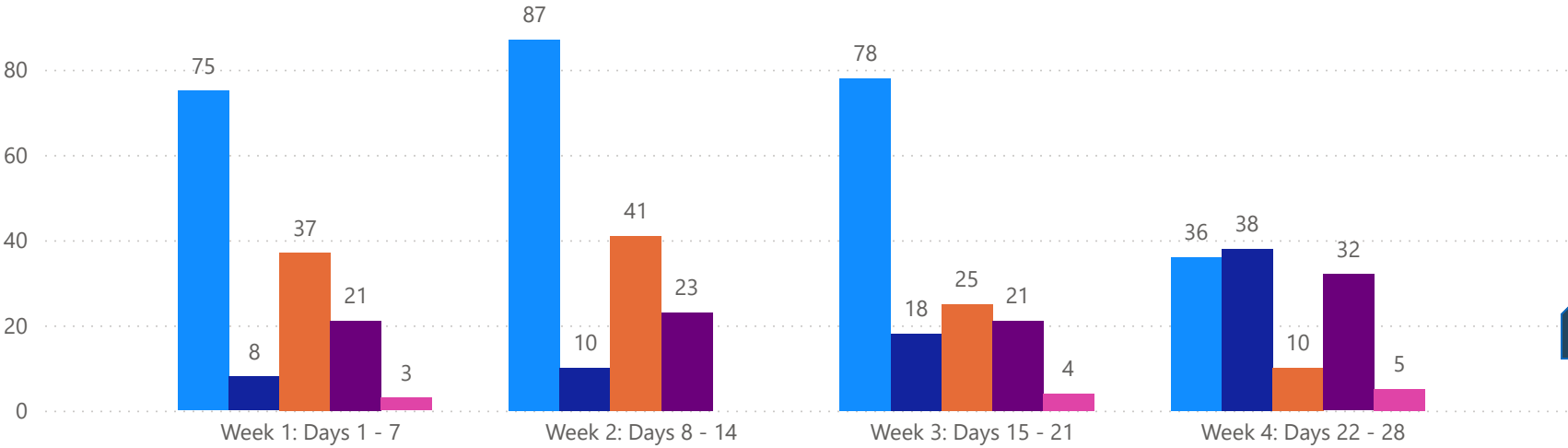


# 4 WEEK REAL ESTATE MARKET REPORT

## MANATEE COUNTY - CONDO

1/22/2026

MLSStatus ● Active ● Canceled ● Pending ● Sold ● Temporarily Off-Market



### TOTALS

MLS Status	4 Week Total
Active	276
Canceled	74
Pending	113
Sold	97
Temporarily Off-Market	12

### DAILY MARKET CHANGE

Category	Sum of Manatee
Back on the Market	2
New Listings	21
Price Decrease	20
Price Increase	0

\*Back on Market can be from these sources - Pending, Temp Off Market, Cancelled and Expired Listing)

### 7 DAY SOLD COMPARISON

Closed Prior Year	Volume	Count
Wednesday, January 21, 2026	\$820,900	4
Tuesday, January 20, 2026	\$3,279,000	5
Friday, January 16, 2026	\$3,956,500	12
<b>Total</b>	<b>\$8,056,400</b>	<b>21</b>

Closed Prior Year	Volume	Count
Tuesday, January 21, 2025	\$265,000	1
Friday, January 17, 2025	\$5,820,000	9
Thursday, January 16, 2025	\$250,000	2
Wednesday, January 15, 2025	\$2,596,000	6
<b>Total</b>	<b>\$8,931,000</b>	<b>18</b>

