



## 4 WEEK REAL ESTATE MARKET REPORT

Thursday, January 22, 2026

*As of: Friday, January 23, 2026*

- 1 Report Breakdown
- 2 Cumulative Tampa Bay Report - Single Family Home
- 3 Cumulative Tampa Bay Report - Condominium
- 4 Pinellas County - Single Family Home
- 5 Pinellas County - Condominium
- 6 Pasco County - Single Family Home
- 7 Pasco County - Condominium
- 8 Hillsborough County - Single Family Home
- 9 Hillsborough County - Condominium
- 10 Sarasota County - Single Family Home
- 11 Sarasota County - Condominium
- 12 Manatee County - Single Family Home
- 13 Manatee County - Condominium

# 4 WEEK REAL ESTATE MARKET REPORT

## REPORT BREAKDOWN

Thursday, January 22, 2026

as of: 1/23/2026

Day 1	Thursday, January 22, 2026
Day 2	Wednesday, January 21, 2026
Day 3	Tuesday, January 20, 2026
Day 4	Monday, January 19, 2026
Day 5	Sunday, January 18, 2026
Day 6	Friday, January 23, 2026
Day 7	Thursday, January 22, 2026
Day 8	Wednesday, January 21, 2026
Day 9	Tuesday, January 20, 2026
Day 10	Monday, January 19, 2026
Day 11	Sunday, January 18, 2026
Day 12	Saturday, January 17, 2026
Day 13	Friday, January 16, 2026
Day 14	Thursday, January 15, 2026
Day 15	Wednesday, January 14, 2026
Day 16	Tuesday, January 13, 2026
Day 17	Monday, January 12, 2026
Day 18	Sunday, January 11, 2026
Day 19	Saturday, January 10, 2026
Day 20	Friday, January 9, 2026
Day 21	Thursday, January 8, 2026
Day 22	Wednesday, January 7, 2026
Day 23	Tuesday, January 6, 2026
Day 24	Monday, January 5, 2026
Day 25	Sunday, January 4, 2026
Day 26	Saturday, January 3, 2026
Day 27	Friday, January 2, 2026
Day 28	Thursday, January 1, 2026

### REPORT BREAKDOWN

#### GRAPH:

Active - Newly listed during the date range

Pending - Status changed to 'pending' during the date range

Sold - Closed during the date range

Canceled - Canceled during the date range

Temp off Market - Status changed to 'temp' off market' during the date range

The date ranges are not cumulative.

Day 1: Thursday, January 22, 2026

Day 28: Thursday, January 1, 2026

#### TOTALS:

4 Weeks: The summation of each date range (Day 1 - Day 28)

#### Market Changes

Day 1's New Listings, Price Increase, Price Decreases and Back on Market

Manatee County - Single Family Home

#### 7 Day Sold Comparison

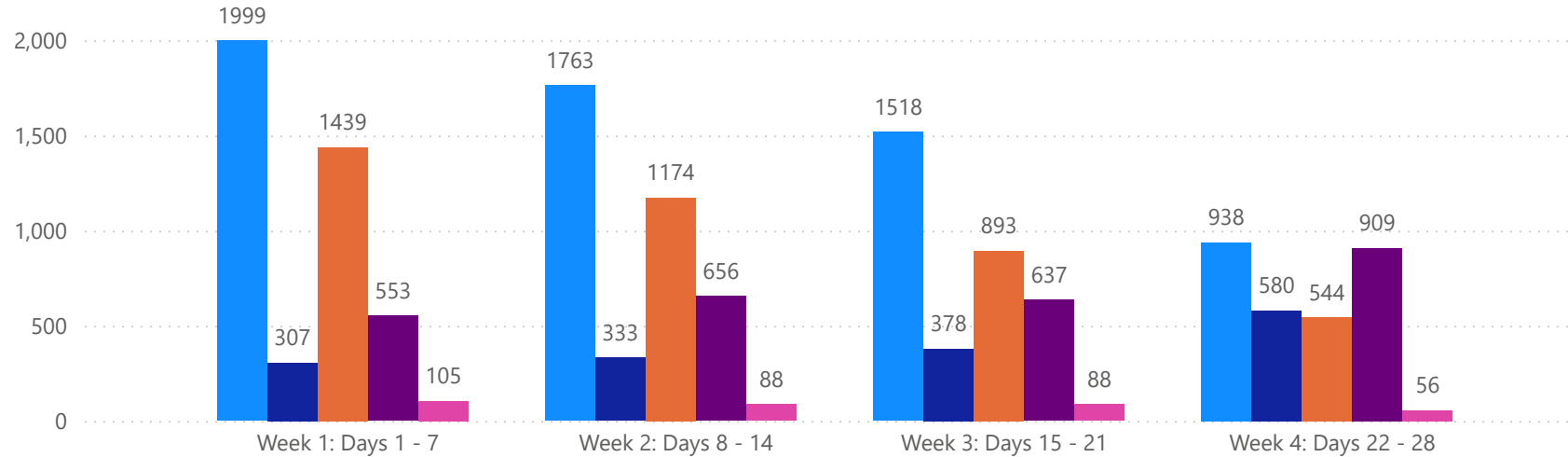
Compares the sold amount and volume in the last 7 days against the same timeframe in the prior year and days 8 - days 14.

# 4 WEEK REAL ESTATE MARKET REPORT

## TAMPA BAY - SINGLE FAMILY HOME

### 1/25/2026

**MLS Status** ● Active ● Canceled ● Pending ● Sold ● Temporarily Off-Market



All data is current as of today, though some MLS statuses may have changed from prior days.

### TOTALS

MLS Status	4 Week Total
Active	6218
Canceled	1598
Pending	4050
Sold	2755
Temporarily Off-Market	337

### DAILY MARKET CHANGE

Category	Sum of Total
Back on the Market	16
New Listings	83
Price Decrease	112
Price Increase	3

\*Back on Market can be from these sources - Pending, Temp Off Market, Cancelled and Expired Listing)

### 7 DAY SOLD COMPARISON

Closed Prior Year	Volume	Count
Sunday, January 25, 2026	\$359,900	1
Saturday, January 24, 2026	\$1,937,953	3
Friday, January 23, 2026	\$93,204,683	163
Thursday, January 22, 2026	\$65,488,927	114
Wednesday, January 21, 2026	\$65,072,044	97
Tuesday, January 20, 2026	\$83,518,733	150
Monday, January 19, 2026	\$11,459,545	25
<b>Total</b>	<b>\$321,041,785</b>	<b>553</b>

Closed Prior Year	Volume	Count
Friday, January 24, 2025	\$128,855,513	228
Thursday, January 23, 2025	\$66,919,457	122
Wednesday, January 22, 2025	\$52,298,421	97
Tuesday, January 21, 2025	\$91,780,107	159
Monday, January 20, 2025	\$13,286,159	26
Sunday, January 19, 2025	\$1,463,999	3
Saturday, January 18, 2025	\$6,751,000	6
<b>Total</b>	<b>\$361,354,656</b>	<b>641</b>

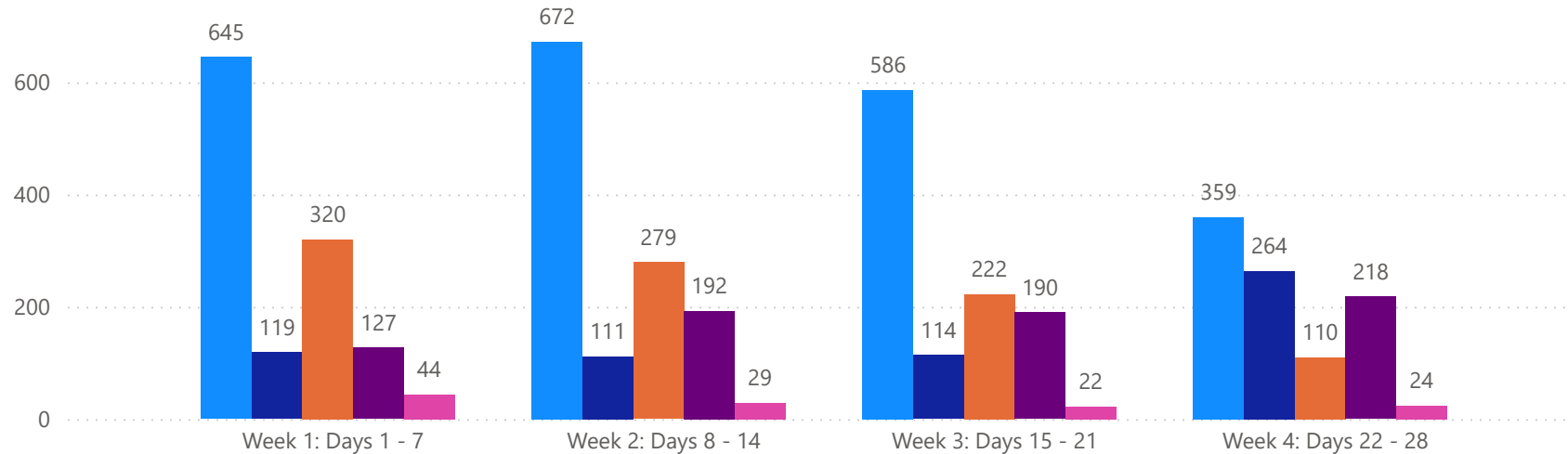


# 4 WEEK REAL ESTATE MARKET REPORT

## TAMPA BAY - CONDO

### 1/25/2026

**MLSStatus** ● Active ● Canceled ● Pending ● Sold ● Temporarily Off-Market



*All data is current as of today, though some MLS statuses may have changed from prior days.*

### TOTALS

MLS Status	4 Week Total
Active	2262
Canceled	608
Pending	931
Sold	727
Temporarily Off-Market	119

### DAILY MARKET CHANGE

Category	Sum of Total
Back on the Market	6
New Listings	29
Price Decrease	46
Price Increase	1

\*Back on Market can be from these sources - Pending, Temp Off Market, Cancelled and Expired Listing)

### 7 DAY SOLD COMPARISON

Closed Prior Year	Volume	Count	Closed Prior Year	Volume	Count
Friday, January 23, 2026	\$44,040,077	55	Friday, January 24, 2025	\$14,138,298	33
Thursday, January 22, 2026	\$12,077,100	20	Thursday, January 23, 2025	\$8,569,599	23
Wednesday, January 21, 2026	\$10,589,300	23	Wednesday, January 22, 2025	\$10,354,996	22
Tuesday, January 20, 2026	\$10,817,810	19	Tuesday, January 21, 2025	\$11,735,498	22
Monday, January 19, 2026	\$8,315,225	10	Monday, January 20, 2025	\$494,000	2
<b>Total</b>	<b>\$85,839,512</b>	<b>127</b>	Saturday, January 18, 2025	\$502,900	2
			<b>Total</b>	<b>\$45,795,291</b>	<b>104</b>

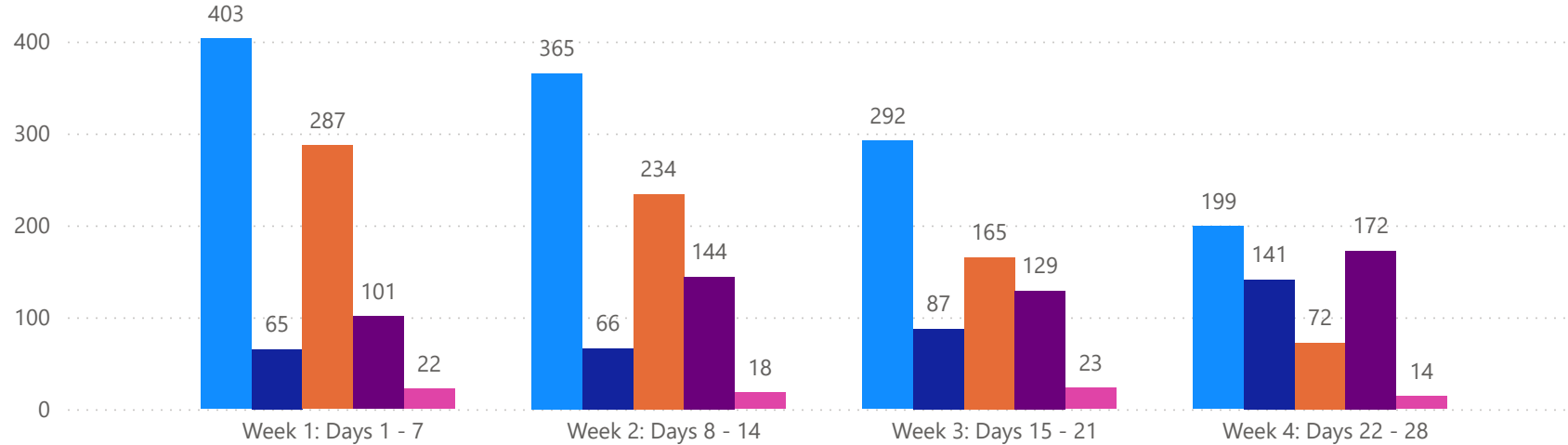


# 4 WEEK REAL ESTATE MARKET REPORT

## PINELLAS COUNTY - SINGLE FAMILY HOME

### 1/25/2026

**MLS Status** ● Active ● Canceled ● Pending ● Sold ● Temporarily Off-Market



*All data is current as of today, though some MLS statuses may have changed from prior days.*

### TOTALS

MLS Status	4 Week Total
Active	1259
Canceled	359
Pending	758
Sold	546
Temporarily Off-Market	77

### DAILY MARKET CHANGE

Category	Sum of Pinellas
Back on the Market	7
New Listings	23
Price Decrease	11
Price Increase	2

\*Back on Market can be from these sources - Pending, Temp Off Market, Cancelled and Expired Listing)

### 7 DAY SOLD COMPARISON

Closed Prior Year	Volume	Count	Closed Prior Year	Volume	Count
Friday, January 23, 2026	\$17,621,900	31	Friday, January 24, 2025	\$29,020,875	55
Thursday, January 22, 2026	\$9,230,314	16	Thursday, January 23, 2025	\$12,548,925	24
Wednesday, January 21, 2026	\$13,131,900	21	Wednesday, January 22, 2025	\$12,350,600	19
Tuesday, January 20, 2026	\$21,017,962	26	Tuesday, January 21, 2025	\$15,140,800	31
Monday, January 19, 2026	\$2,675,000	7	Monday, January 20, 2025	\$4,059,950	7
<b>Total</b>	<b>\$63,677,076</b>	<b>101</b>	Saturday, January 18, 2025	\$650,000	2
			<b>Total</b>	<b>\$73,771,150</b>	<b>138</b>

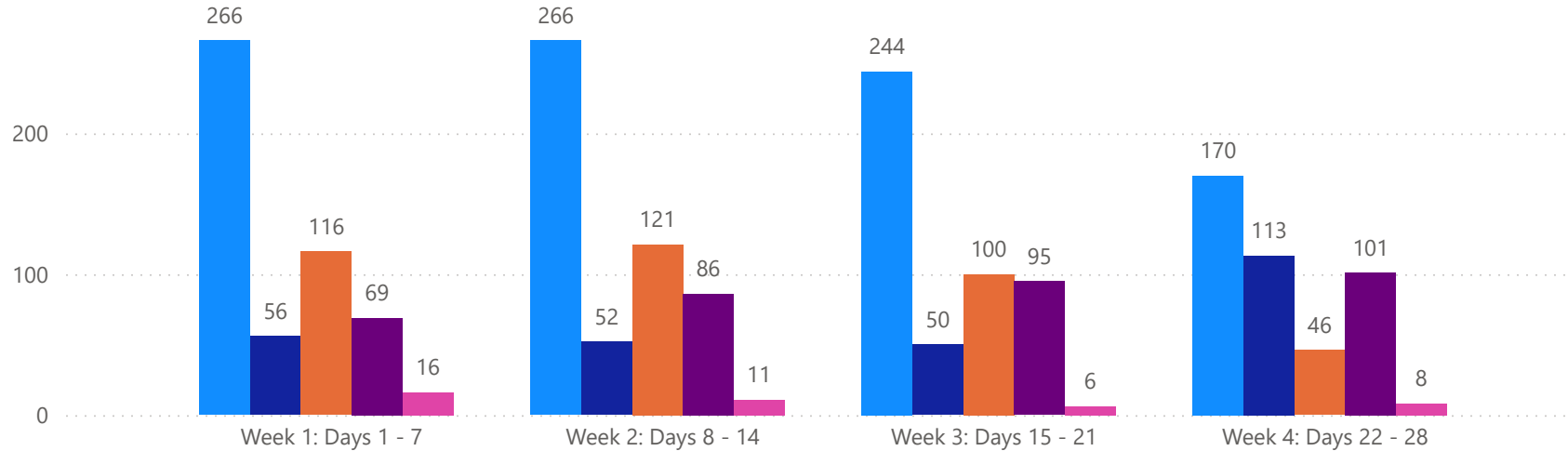


# 4 WEEK REAL ESTATE MARKET REPORT

## PINELLAS COUNTY - CONDO

### 1/25/2026

**MLSStatus** ● Active ● Canceled ● Pending ● Sold ● Temporarily Off-Market



*All data is current as of today, though some MLS statuses may have changed from prior days.*

### TOTALS

MLS Status	4 Week Total
Active	946
Canceled	271
Pending	383
Sold	351
Temporarily Off-Market	41

### DAILY MARKET CHANGE

Category	Sum of Pinellas
Back on the Market	5
New Listings	9
Price Decrease	16
Price Increase	0

\*Back on Market can be from these sources - Pending, Temp Off Market, Cancelled and Expired Listing)

### 7 DAY SOLD COMPARISON

Closed Prior Year	Volume	Count	Closed Prior Year	Volume	Count
Friday, January 23, 2026	\$33,512,577	33	Friday, January 24, 2025	\$5,569,900	16
Thursday, January 22, 2026	\$8,074,100	10	Thursday, January 23, 2025	\$1,640,000	9
Wednesday, January 21, 2026	\$7,044,700	10	Wednesday, January 22, 2025	\$3,983,500	9
Tuesday, January 20, 2026	\$2,222,000	7	Tuesday, January 21, 2025	\$3,061,500	9
Monday, January 19, 2026	\$8,080,225	9	Saturday, January 18, 2025	\$299,900	1
<b>Total</b>	<b>\$58,933,602</b>	<b>69</b>	<b>Total</b>	<b>\$14,554,800</b>	<b>44</b>

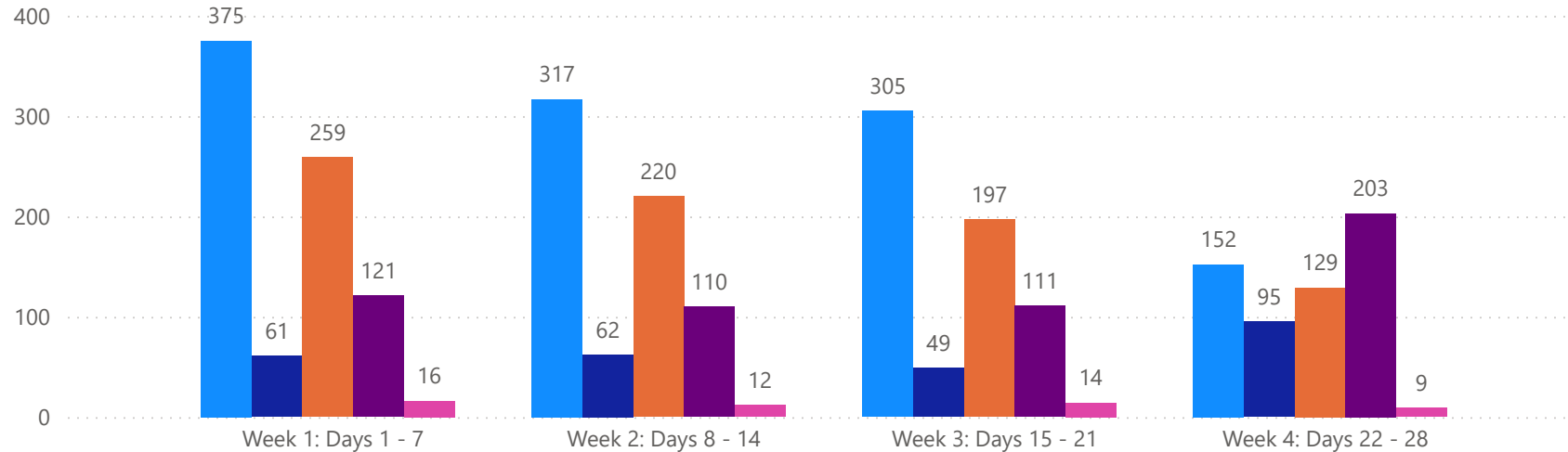


# 4 WEEK REAL ESTATE MARKET REPORT

## PASCO COUNTY - SINGLE FAMILY HOME

### 1/25/2026

**MLSStatus** ● Active ● Canceled ● Pending ● Sold ● Temporarily Off-Market



*All data is current as of today, though some MLS statuses may have changed from prior days.*

### TOTALS

MLS Status	4 Week Total
Active	1149
Canceled	267
Pending	805
Sold	545
Temporarily Off-Market	51

### DAILY MARKET CHANGE

Category	Sum of Pasco
Back on the Market	3
New Listings	12
Price Decrease	21
Price Increase	0

\*Back on Market can be from these sources - Pending, Temp Off Market, Cancelled and Expired Listing)

### 7 DAY SOLD COMPARISON

Closed Prior Year	Volume	Count	Closed Prior Year	Volume	Count
Sunday, January 25, 2026	\$359,900	1	Friday, January 24, 2025	\$16,758,099	41
Friday, January 23, 2026	\$10,914,649	28	Thursday, January 23, 2025	\$8,845,225	23
Thursday, January 22, 2026	\$17,443,078	33	Wednesday, January 22, 2025	\$9,804,210	24
Wednesday, January 21, 2026	\$9,138,742	22	Tuesday, January 21, 2025	\$10,376,039	24
Tuesday, January 20, 2026	\$11,516,472	29	Monday, January 20, 2025	\$4,340,440	10
Monday, January 19, 2026	\$2,914,340	8	Sunday, January 19, 2025	\$555,000	1
<b>Total</b>	<b>\$52,287,181</b>	<b>121</b>	Saturday, January 18, 2025	\$445,000	1
			<b>Total</b>	<b>\$51,124,013</b>	<b>124</b>

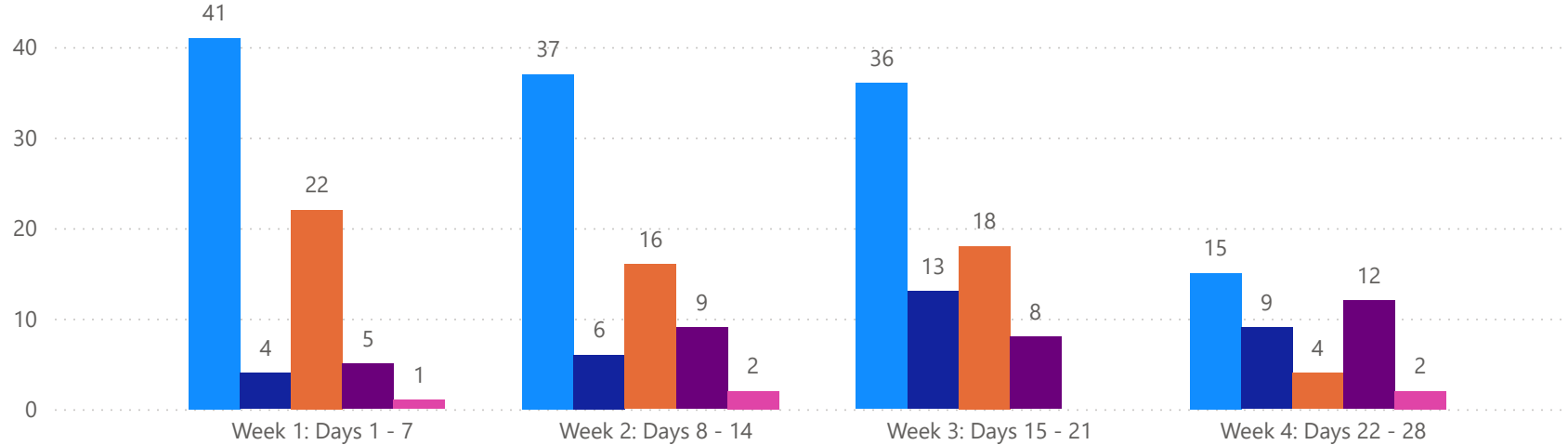


# 4 WEEK REAL ESTATE MARKET REPORT

## PASCO COUNTY - CONDO

### 1/25/2026

**MLSStatus** ● Active ● Canceled ● Pending ● Sold ● Temporarily Off-Market



All data is current as of today, though some MLS statuses may have changed from prior days.

### TOTALS

MLS Status	4 Week Total
Active	129
Canceled	32
Pending	60
Sold	34
Temporarily Off-Market	5

### DAILY MARKET CHANGE

Category	Sum of Pasco
Back on the Market	0
New Listings	0
Price Decrease	3
Price Increase	0

\*Back on Market can be from these sources - Pending, Temp Off Market, Cancelled and Expired Listing)

### 7 DAY SOLD COMPARISON

Closed Prior Year	Volume	Count
Friday, January 23, 2026	\$359,500	3
Thursday, January 22, 2026	\$360,000	1
Wednesday, January 21, 2026	\$148,700	1
<b>Total</b>	<b>\$868,200</b>	<b>5</b>

Closed Prior Year	Volume	Count
Friday, January 24, 2025	\$100,000	1
<b>Total</b>	<b>\$100,000</b>	<b>1</b>



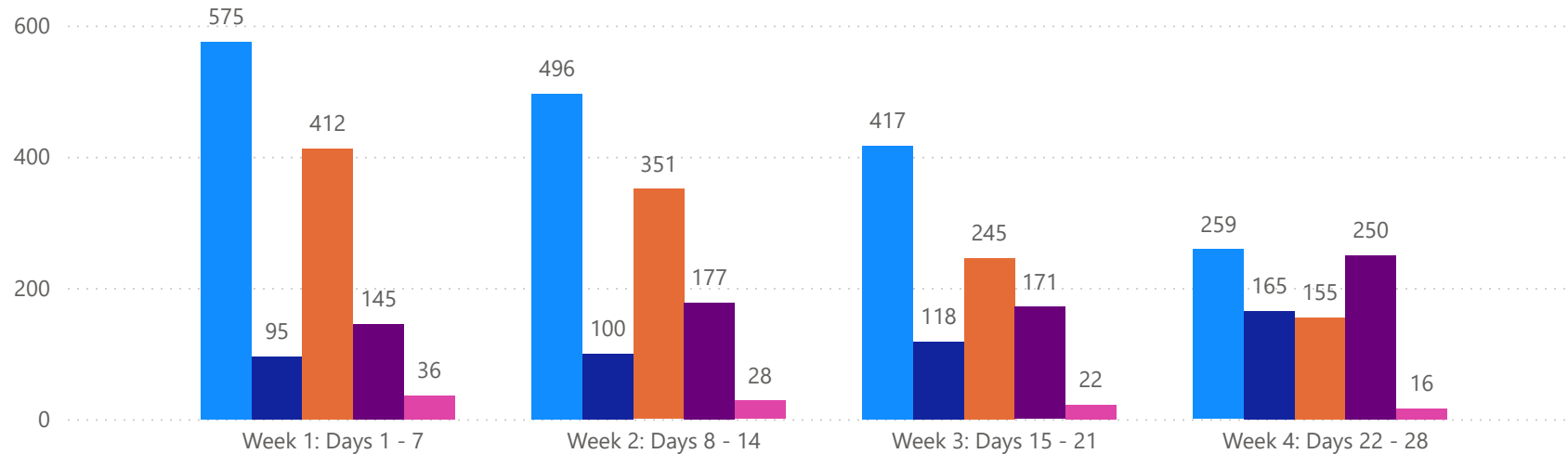


# 4 WEEK REAL ESTATE MARKET REPORT

## HILLSBOROUGH COUNTY - SINGLE FAMILY HOME

### 1/25/2026

**MLSStatus** ● Active ● Canceled ● Pending ● Sold ● Temporarily Off-Market



All data is current as of today, though some MLS statuses may have changed from prior days.

### TOTALS

MLS Status	4 Week Total
Active	1747
Canceled	478
Pending	1163
Sold	743
Temporarily Off-Market	102

### DAILY MARKET CHANGE

Category	Sum of Hillsborough	*Back on Market can be from these sources - Pending, Temp Off Market, Cancelled and Expired Listing)
Back on the Market	4	
New Listings	16	
Price Decrease	39	
Price Increase	1	

### 7 DAY SOLD COMPARISON

Closed Prior Year	Volume	Count	Closed Prior Year	Volume	Count
Saturday, January 24, 2026	\$770,000	1	Friday, January 24, 2025	\$32,667,030	70
Friday, January 23, 2026	\$23,028,049	46	Thursday, January 23, 2025	\$18,353,420	32
Thursday, January 22, 2026	\$11,382,500	26	Wednesday, January 22, 2025	\$8,958,533	21
Wednesday, January 21, 2026	\$19,814,015	24	Tuesday, January 21, 2025	\$22,480,660	43
Tuesday, January 20, 2026	\$23,123,864	45	Monday, January 20, 2025	\$1,704,400	5
Monday, January 19, 2026	\$861,345	3	Sunday, January 19, 2025	\$479,999	1
<b>Total</b>	<b>\$78,979,773</b>	<b>145</b>	Saturday, January 18, 2025	\$361,000	1
			<b>Total</b>	<b>\$85,005,042</b>	<b>173</b>

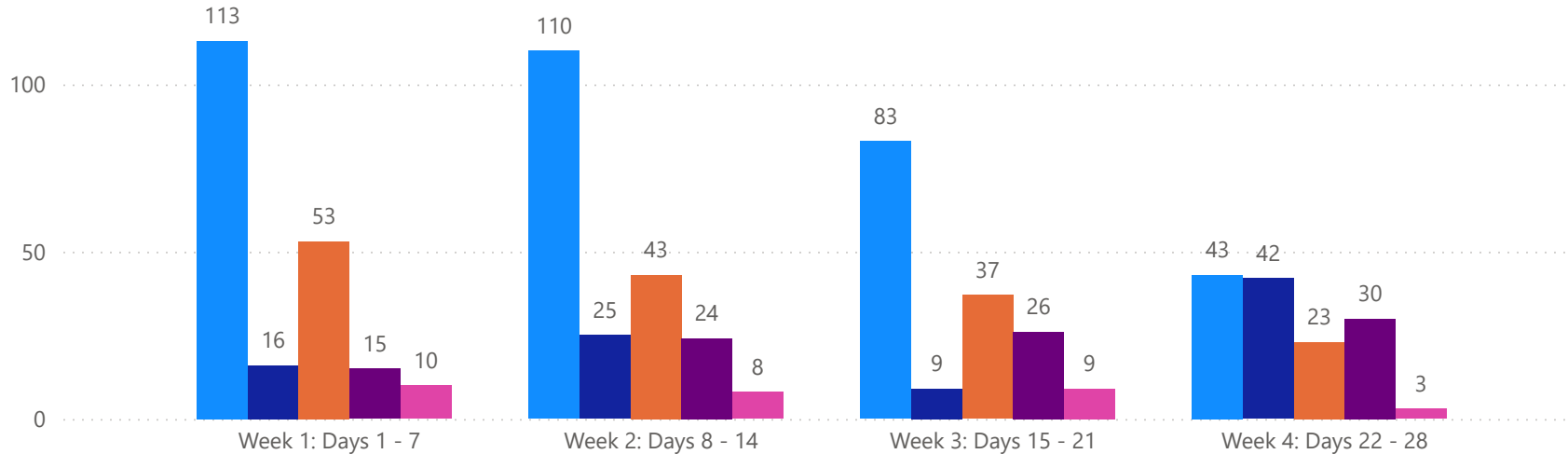


# 4 WEEK REAL ESTATE MARKET REPORT

## HILLSBOROUGH COUNTY - CONDO

1/25/2026

**MLS Status** ● Active ● Canceled ● Pending ● Sold ● Temporarily Off-Market



*All data is current as of today, though some MLS statuses may have changed from prior days.*

### TOTALS

MLS Status	4 Week Total
Active	349
Canceled	92
Pending	156
Sold	95
Temporarily Off-Market	30

### DAILY MARKET CHANGE

Category	Sum of Hillsborough	
Back on the Market	1	*Back on Market can be from these sources - Pending, Temp Off Market, Cancelled and Expired Listing)
New Listings	6	
Price Decrease	8	
Price Increase	0	

### 7 DAY SOLD COMPARISON

Closed Prior Year	Volume	Count	Closed Prior Year	Volume	Count
Friday, January 23, 2026	\$6,048,000	9	Friday, January 24, 2025	\$507,500	3
Thursday, January 22, 2026	\$220,000	1	Thursday, January 23, 2025	\$3,137,999	7
Wednesday, January 21, 2026	\$610,000	4	Wednesday, January 22, 2025	\$990,000	2
Tuesday, January 20, 2026	\$1,812,500	1	Tuesday, January 21, 2025	\$1,282,000	6
<b>Total</b>	<b>\$8,690,500</b>	<b>15</b>	Monday, January 20, 2025	\$195,000	1
			Saturday, January 18, 2025	\$203,000	1
			<b>Total</b>	<b>\$6,315,499</b>	<b>20</b>

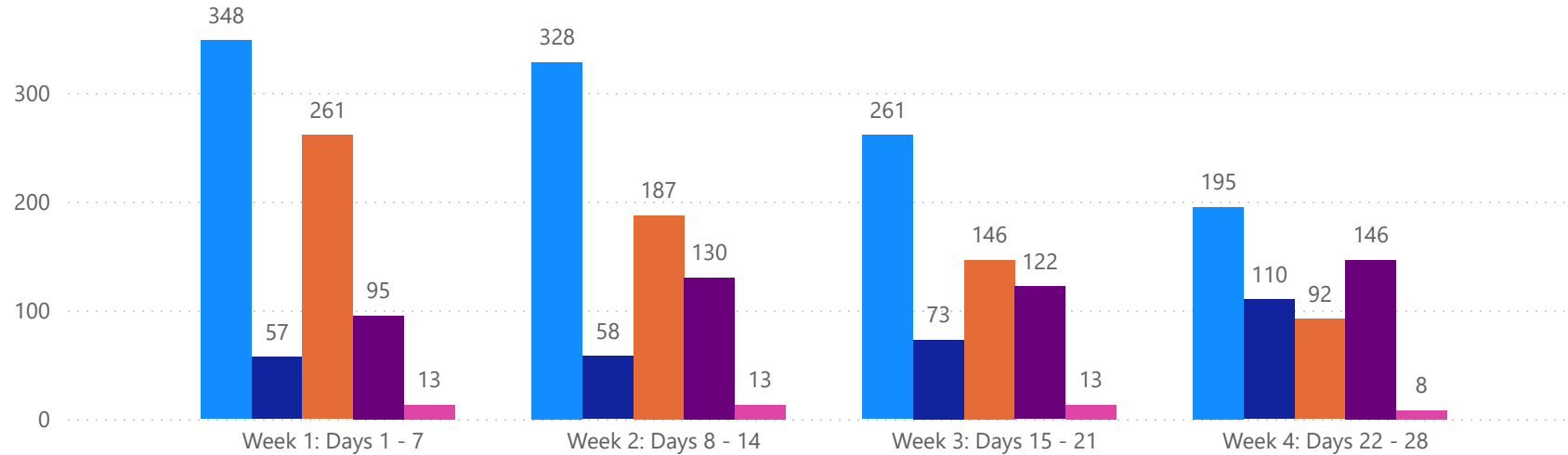


# 4 WEEK REAL ESTATE MARKET REPORT

## SARASOTA COUNTY - SINGLE FAMILY HOME

### 1/25/2026

**MLS Status** ● Active ● Canceled ● Pending ● Sold ● Temporarily Off-Market



*All data is current as of today, though some MLS statuses may have changed from prior days.*

### TOTALS

MLS Status	4 Week Total
Active	1132
Canceled	298
Pending	686
Sold	493
Temporarily Off-Market	47

### DAILY MARKET CHANGE

Category	Sum of Sarasota
Back on the Market	2
New Listings	19
Price Decrease	26
Price Increase	0

\*Back on Market can be from these sources - Pending, Temp Off Market, Cancelled and Expired Listing)

### 7 DAY SOLD COMPARISON

Closed Prior Year	Volume	Count	Closed Prior Year	Volume	Count
Friday, January 23, 2026	\$25,773,142	33	Friday, January 24, 2025	\$30,029,831	26
Thursday, January 22, 2026	\$18,615,447	22	Thursday, January 23, 2025	\$17,630,592	22
Wednesday, January 21, 2026	\$13,487,500	14	Wednesday, January 22, 2025	\$11,726,103	18
Tuesday, January 20, 2026	\$11,724,926	23	Tuesday, January 21, 2025	\$24,028,183	26
Monday, January 19, 2026	\$3,029,000	3	Monday, January 20, 2025	\$2,266,369	2
<b>Total</b>	<b>\$72,630,015</b>	<b>95</b>	Saturday, January 18, 2025	\$495,000	1
			<b>Total</b>	<b>\$86,176,078</b>	<b>95</b>

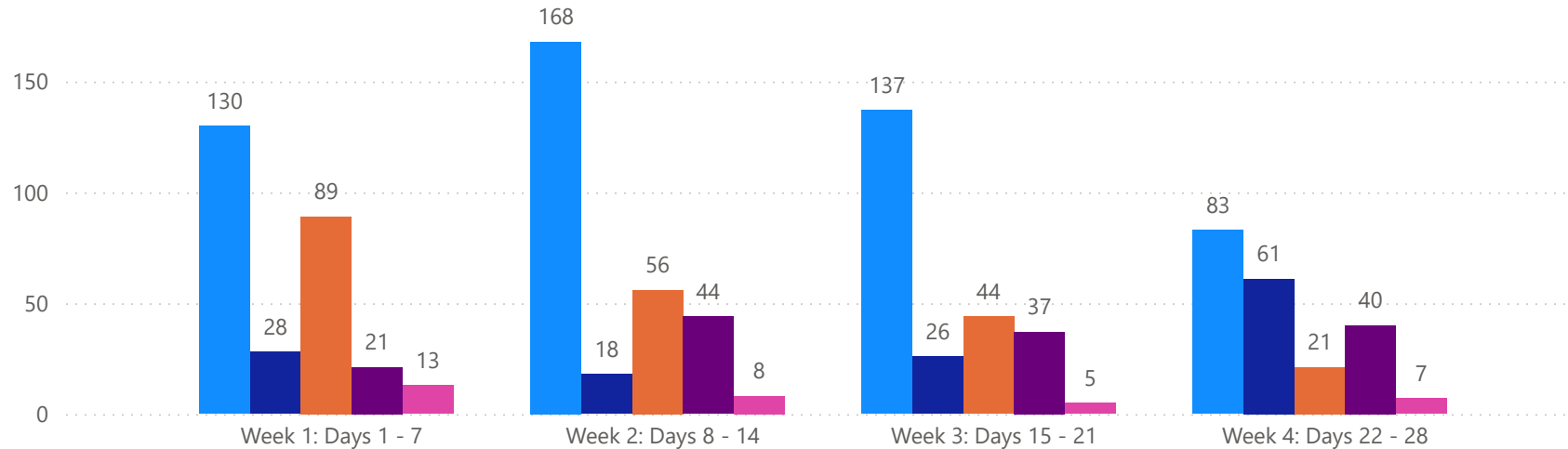


# 4 WEEK REAL ESTATE MARKET REPORT

## SARASOTA COUNTY - CONDO

1/25/2026

MLSStatus ● Active ● Canceled ● Pending ● Sold ● Temporarily Off-Market



All data is current as of today, though some MLS statuses may have changed from prior days.

### TOTALS

MLS Status	4 Week Total
Active	518
Canceled	133
Pending	210
Sold	142
Temporarily Off-Market	33

### DAILY MARKET CHANGE

Category	Sum of Sarasota
Back on the Market	0
New Listings	8
Price Decrease	13
Price Increase	1

\*Back on Market can be from these sources - Pending, Temp Off Market, Cancelled and Expired Listing)

### 7 DAY SOLD COMPARISON

Closed Prior Year	Volume	Count	Closed Prior Year	Volume	Count
Friday, January 23, 2026	\$2,641,000	6	Friday, January 24, 2025	\$6,212,998	9
Thursday, January 22, 2026	\$3,208,000	7	Thursday, January 23, 2025	\$2,808,500	5
Wednesday, January 21, 2026	\$865,000	2	Wednesday, January 22, 2025	\$4,948,496	9
Tuesday, January 20, 2026	\$3,504,310	6	Tuesday, January 21, 2025	\$7,126,998	6
<b>Total</b>	<b>\$10,218,310</b>	<b>21</b>	Monday, January 20, 2025	\$299,000	1
			<b>Total</b>	<b>\$21,395,992</b>	<b>30</b>

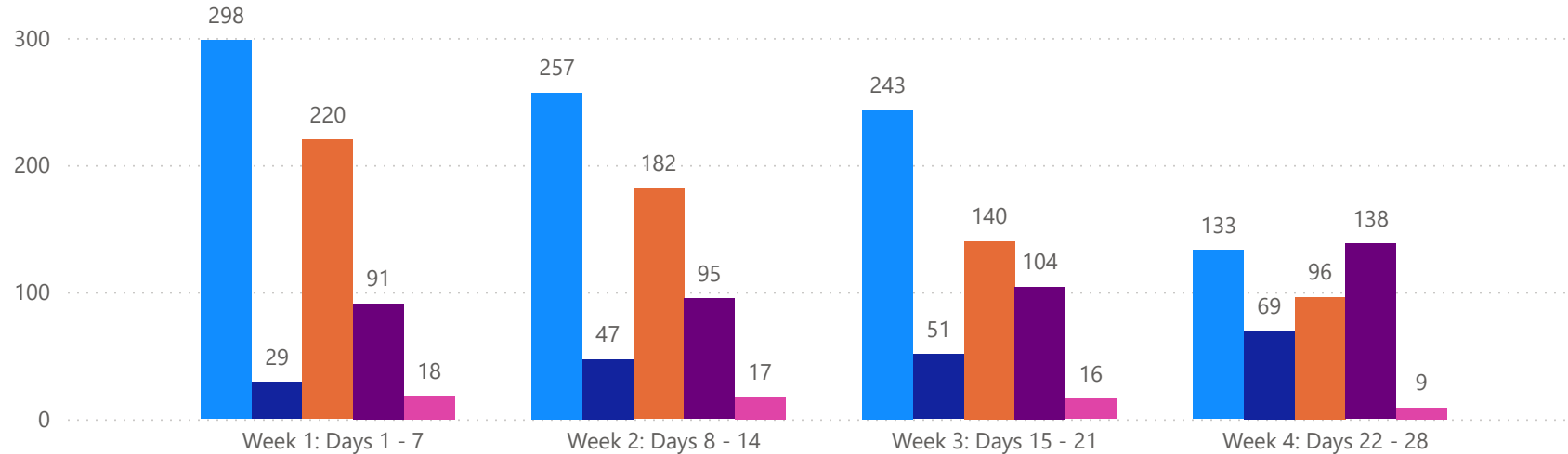


# 4 WEEK REAL ESTATE MARKET REPORT

## MANATEE COUNTY - SINGLE FAMILY HOME

### 1/25/2026

**MLS Status** ● Active ● Canceled ● Pending ● Sold ● Temporarily Off-Market



*All data is current as of today, though some MLS statuses may have changed from prior days.*

### TOTALS

MLS Status	4 Week Total
Active	931
Canceled	196
Pending	638
Sold	428
Temporarily Off-Market	60

### DAILY MARKET CHANGE

Category	Sum of Manatee
Back on the Market	0
New Listings	13
Price Decrease	15
Price Increase	0

\*Back on Market can be from these sources - Pending, Temp Off Market, Cancelled and Expired Listing)

### 7 DAY SOLD COMPARISON

Closed Prior Year	Volume	Count	Closed Prior Year	Volume	Count
Saturday, January 24, 2026	\$1,167,953	2	Friday, January 24, 2025	\$20,379,678	36
Friday, January 23, 2026	\$15,866,943	25	Thursday, January 23, 2025	\$9,541,295	21
Thursday, January 22, 2026	\$8,817,588	17	Wednesday, January 22, 2025	\$9,458,975	15
Wednesday, January 21, 2026	\$9,499,887	16	Tuesday, January 21, 2025	\$19,754,425	35
Tuesday, January 20, 2026	\$16,135,509	27	Monday, January 20, 2025	\$915,000	2
Monday, January 19, 2026	\$1,979,860	4	Sunday, January 19, 2025	\$429,000	1
<b>Total</b>	<b>\$53,467,740</b>	<b>91</b>	Saturday, January 18, 2025	\$4,800,000	1
			<b>Total</b>	<b>\$65,278,373</b>	<b>111</b>

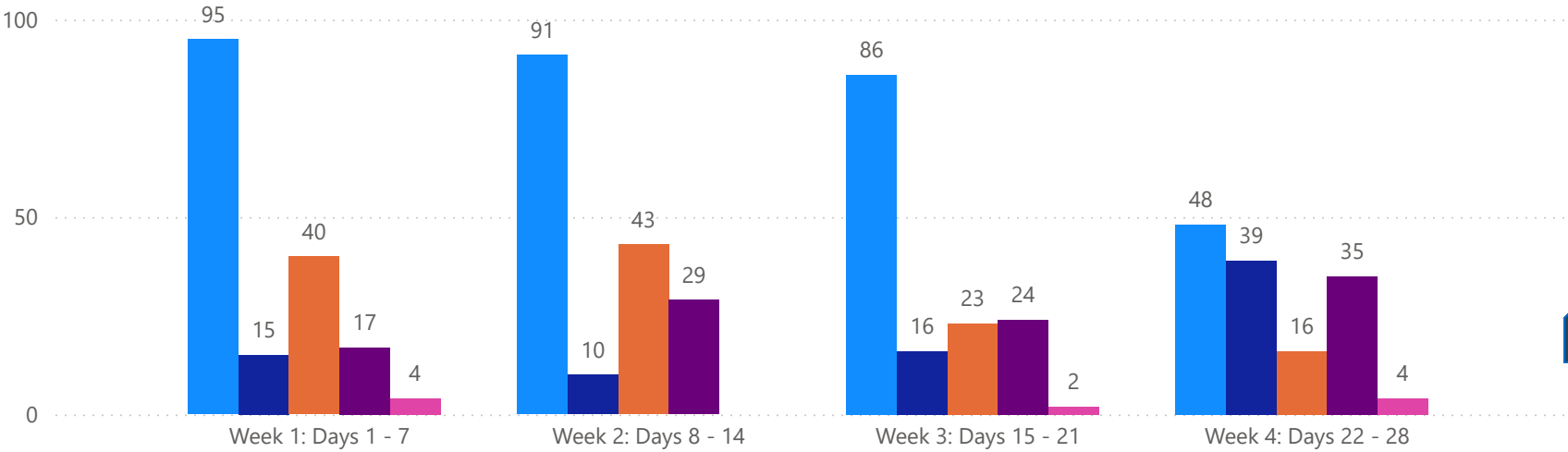


# 4 WEEK REAL ESTATE MARKET REPORT

## MANATEE COUNTY - CONDO

1/25/2026

MlsStatus ● Active ● Canceled ● Pending ● Sold ● Temporarily Off-Market



### TOTALS

MLS Status	4 Week Total
Active	320
Canceled	80
Pending	122
Sold	105
Temporarily Off-Market	10

### DAILY MARKET CHANGE

Category	Sum of Manatee
Back on the Market	0
New Listings	6
Price Decrease	6
Price Increase	0

\*Back on Market can be from these sources - Pending, Temp Off Market, Cancelled and Expired Listing)

### 7 DAY SOLD COMPARISON

Closed Prior Year	Volume	Count
Friday, January 23, 2026	\$1,479,000	4
Thursday, January 22, 2026	\$215,000	1
Wednesday, January 21, 2026	\$1,920,900	6
Tuesday, January 20, 2026	\$3,279,000	5
Monday, January 19, 2026	\$235,000	1
<b>Total</b>	<b>\$7,128,900</b>	<b>17</b>

Closed Prior Year	Volume	Count
Friday, January 24, 2025	\$1,747,900	4
Thursday, January 23, 2025	\$983,100	2
Wednesday, January 22, 2025	\$433,000	2
Tuesday, January 21, 2025	\$265,000	1
<b>Total</b>	<b>\$3,429,000</b>	<b>9</b>

