



4 WEEK REAL ESTATE MARKET REPORT

Tuesday, January 27, 2026

As of: Wednesday, January 28, 2026

- 1 Report Breakdown
- 2 Cumulative Tampa Bay Report - Single Family Home
- 3 Cumulative Tampa Bay Report - Condominium
- 4 Pinellas County - Single Family Home
- 5 Pinellas County - Condominium
- 6 Pasco County - Single Family Home
- 7 Pasco County - Condominium
- 8 Hillsborough County - Single Family Home
- 9 Hillsborough County - Condominium
- 10 Sarasota County - Single Family Home
- 11 Sarasota County - Condominium
- 12 Manatee County - Single Family Home
- 13 Manatee County - Condominium

4 WEEK REAL ESTATE MARKET REPORT

REPORT BREAKDOWN

Tuesday, January 27, 2026

as of: 1/28/2026

Day 1	Tuesday, January 27, 2026
Day 2	Monday, January 26, 2026
Day 3	Sunday, January 25, 2026
Day 4	Saturday, January 24, 2026
Day 5	Friday, January 23, 2026
Day 6	Wednesday, January 28, 2026
Day 7	Tuesday, January 27, 2026
Day 8	Monday, January 26, 2026
Day 9	Sunday, January 25, 2026
Day 10	Saturday, January 24, 2026
Day 11	Friday, January 23, 2026
Day 12	Thursday, January 22, 2026
Day 13	Wednesday, January 21, 2026
Day 14	Tuesday, January 20, 2026
Day 15	Monday, January 19, 2026
Day 16	Sunday, January 18, 2026
Day 17	Saturday, January 17, 2026
Day 18	Friday, January 16, 2026
Day 19	Thursday, January 15, 2026
Day 20	Wednesday, January 14, 2026
Day 21	Tuesday, January 13, 2026
Day 22	Monday, January 12, 2026
Day 23	Sunday, January 11, 2026
Day 24	Saturday, January 10, 2026
Day 25	Friday, January 9, 2026
Day 26	Thursday, January 8, 2026
Day 27	Wednesday, January 7, 2026
Day 28	Tuesday, January 6, 2026

REPORT BREAKDOWN

GRAPH:

Active - Newly listed during the date range

Pending - Status changed to 'pending' during the date range

Sold - Closed during the date range

Canceled - Canceled during the date range

Temp off Market - Status changed to 'temp' off market' during the date range

The date ranges are not cumulative.

Day 1: Tuesday, January 27, 2026

Day 28: Tuesday, January 6, 2026

TOTALS:

4 Weeks: The summation of each date range (Day 1 - Day 28)

Market Changes

Day 1's New Listings, Price Increase, Price Decreases and Back on Market

Manatee County - Single Family Home

7 Day Sold Comparison

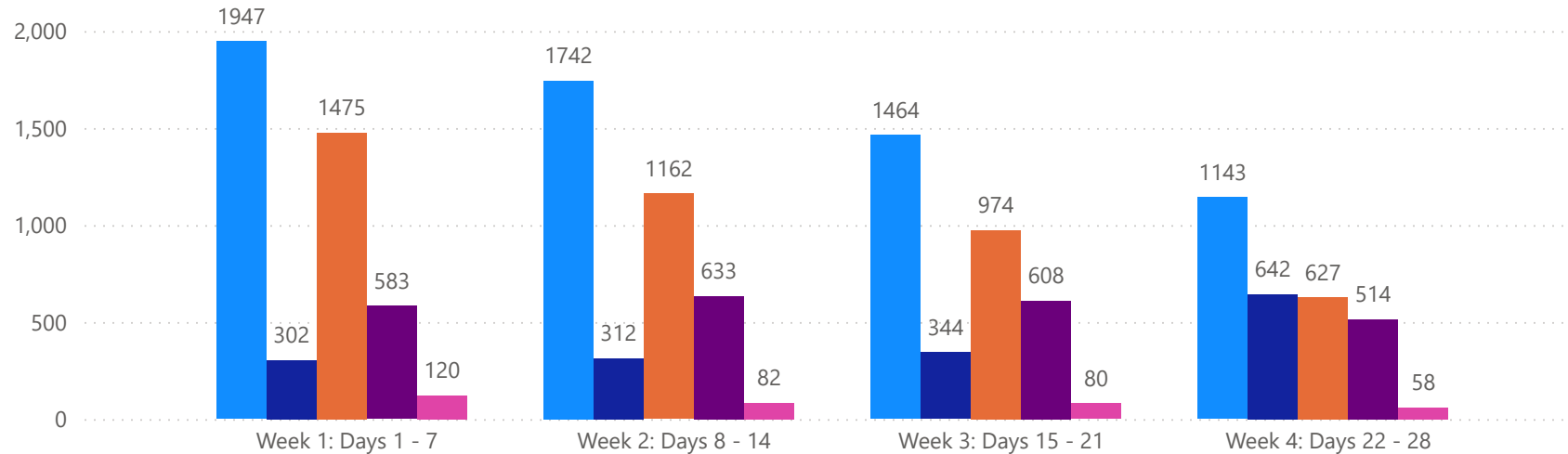
Compares the sold amount and volume in the last 7 days against the same timeframe in the prior year and days 8 - days 14.

4 WEEK REAL ESTATE MARKET REPORT

TAMPA BAY - SINGLE FAMILY HOME

1/27/2026

MLS Status ● Active ● Canceled ● Pending ● Sold ● Temporarily Off-Market



All data is current as of today, though some MLS statuses may have changed from prior days.

TOTALS

MLS Status	4 Week Total
Active	6296
Canceled	1600
Pending	4238
Sold	2338
Temporarily Off-Market	340

DAILY MARKET CHANGE

Category	Sum of Total
Back on the Market	39
New Listings	173
Price Decrease	320
Price Increase	22

*Back on Market can be from these sources - Pending, Temp Off Market, Cancelled and Expired Listing)

7 DAY SOLD COMPARISON

Closed Prior Year	Volume	Count
Tuesday, January 27, 2026	\$26,536,703	57
Monday, January 26, 2026	\$46,362,853	91
Sunday, January 25, 2026	\$359,900	1
Saturday, January 24, 2026	\$1,937,953	3
Friday, January 23, 2026	\$115,022,554	212
Thursday, January 22, 2026	\$74,318,347	122
Wednesday, January 21, 2026	\$65,072,044	97
Total	\$329,610,354	583

Closed Prior Year	Volume	Count
Sunday, January 26, 2025	\$996,020	2
Saturday, January 25, 2025	\$2,186,410	6
Friday, January 24, 2025	\$128,855,513	228
Thursday, January 23, 2025	\$66,919,457	122
Wednesday, January 22, 2025	\$52,298,421	97
Tuesday, January 21, 2025	\$91,780,107	159
Monday, January 20, 2025	\$13,286,159	26
Total	\$356,322,087	640

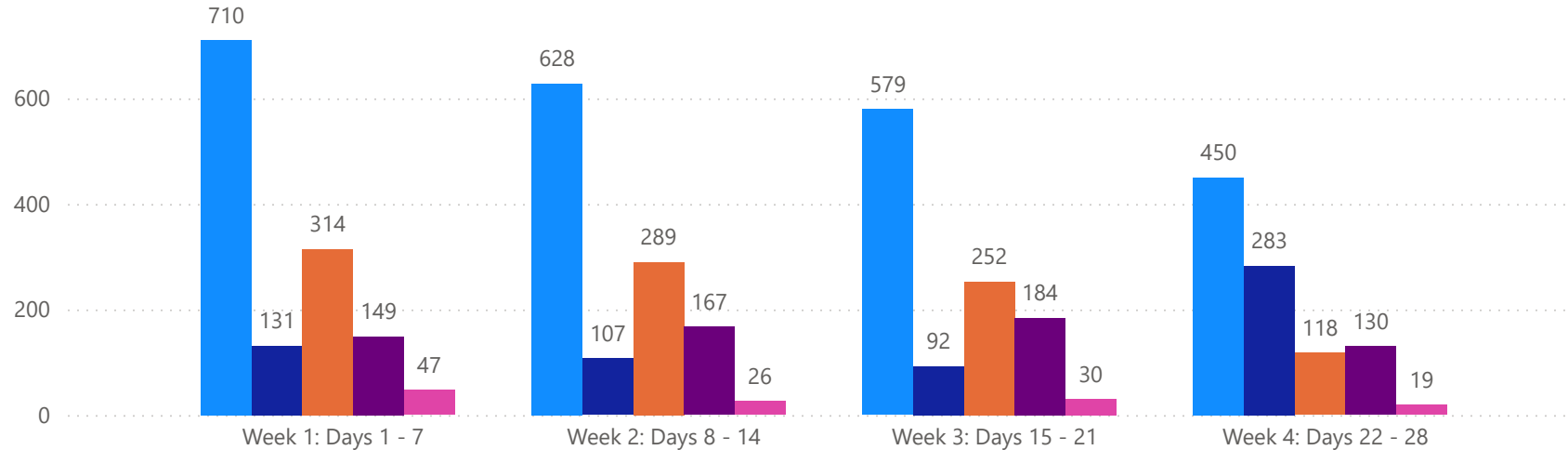


4 WEEK REAL ESTATE MARKET REPORT

TAMPA BAY - CONDO

1/27/2026

MLSStatus ● Active ● Canceled ● Pending ● Sold ● Temporarily Off-Market



All data is current as of today, though some MLS statuses may have changed from prior days.

TOTALS

MLS Status	4 Week Total
Active	2367
Canceled	613
Pending	973
Sold	630
Temporarily Off-Market	122

DAILY MARKET CHANGE

Category	Sum of Total
Back on the Market	17
New Listings	90
Price Decrease	104
Price Increase	10

*Back on Market can be from these sources - Pending, Temp Off Market, Cancelled and Expired Listing)

7 DAY SOLD COMPARISON

Closed Prior Year	Volume	Count	Closed Prior Year	Volume	Count
Tuesday, January 27, 2026	\$9,369,275	15	Saturday, January 25, 2025	\$160,000	1
Monday, January 26, 2026	\$12,728,592	24	Friday, January 24, 2025	\$14,138,298	33
Friday, January 23, 2026	\$46,735,077	66	Thursday, January 23, 2025	\$8,569,599	23
Thursday, January 22, 2026	\$12,284,100	21	Wednesday, January 22, 2025	\$10,354,996	22
Wednesday, January 21, 2026	\$10,589,300	23	Tuesday, January 21, 2025	\$11,735,498	22
Total	\$91,706,344	149	Monday, January 20, 2025	\$494,000	2
			Total	\$45,452,391	103

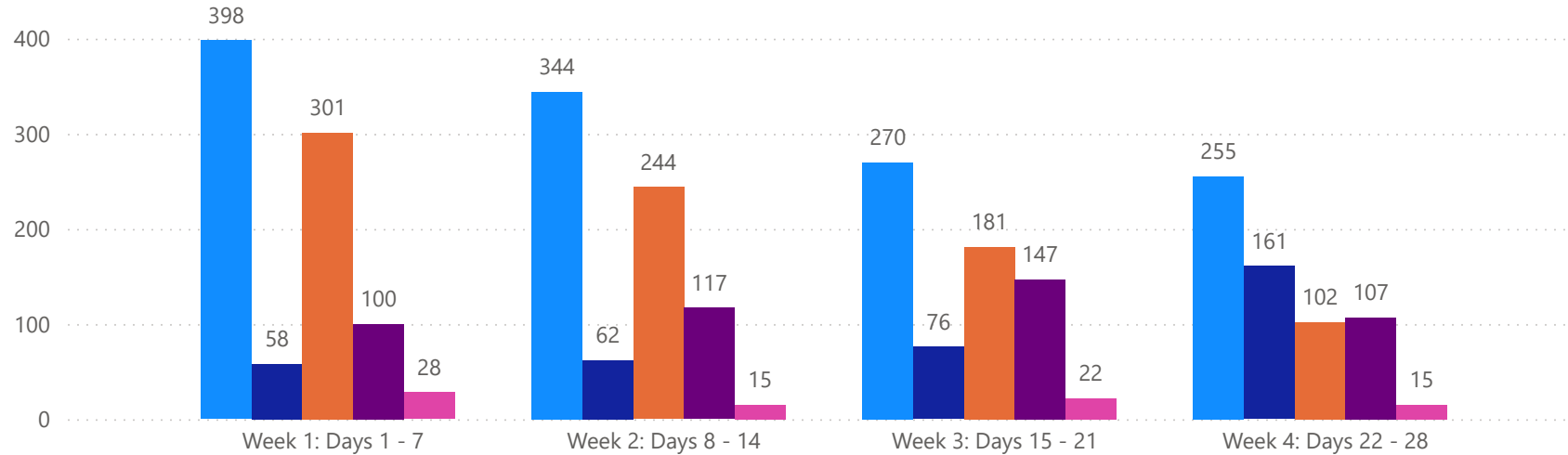


4 WEEK REAL ESTATE MARKET REPORT

PINELLAS COUNTY - SINGLE FAMILY HOME

1/27/2026

MLS Status ● Active ● Canceled ● Pending ● Sold ● Temporarily Off-Market



All data is current as of today, though some MLS statuses may have changed from prior days.

TOTALS

MLS Status	4 Week Total
Active	1267
Canceled	357
Pending	828
Sold	471
Temporarily Off-Market	80

DAILY MARKET CHANGE

Category	Sum of Pinellas
Back on the Market	2
New Listings	33
Price Decrease	47
Price Increase	2

*Back on Market can be from these sources - Pending, Temp Off Market, Cancelled and Expired Listing)

7 DAY SOLD COMPARISON

Closed Prior Year	Volume	Count	Closed Prior Year	Volume	Count
Tuesday, January 27, 2026	\$7,608,000	12	Sunday, January 26, 2025	\$531,500	1
Monday, January 26, 2026	\$3,141,999	9	Friday, January 24, 2025	\$29,020,875	55
Friday, January 23, 2026	\$21,349,817	42	Thursday, January 23, 2025	\$12,548,925	24
Thursday, January 22, 2026	\$9,130,314	16	Wednesday, January 22, 2025	\$12,350,600	19
Wednesday, January 21, 2026	\$13,131,900	21	Tuesday, January 21, 2025	\$15,140,800	31
Total	\$54,362,030	100	Monday, January 20, 2025	\$4,059,950	7
			Total	\$73,652,650	137

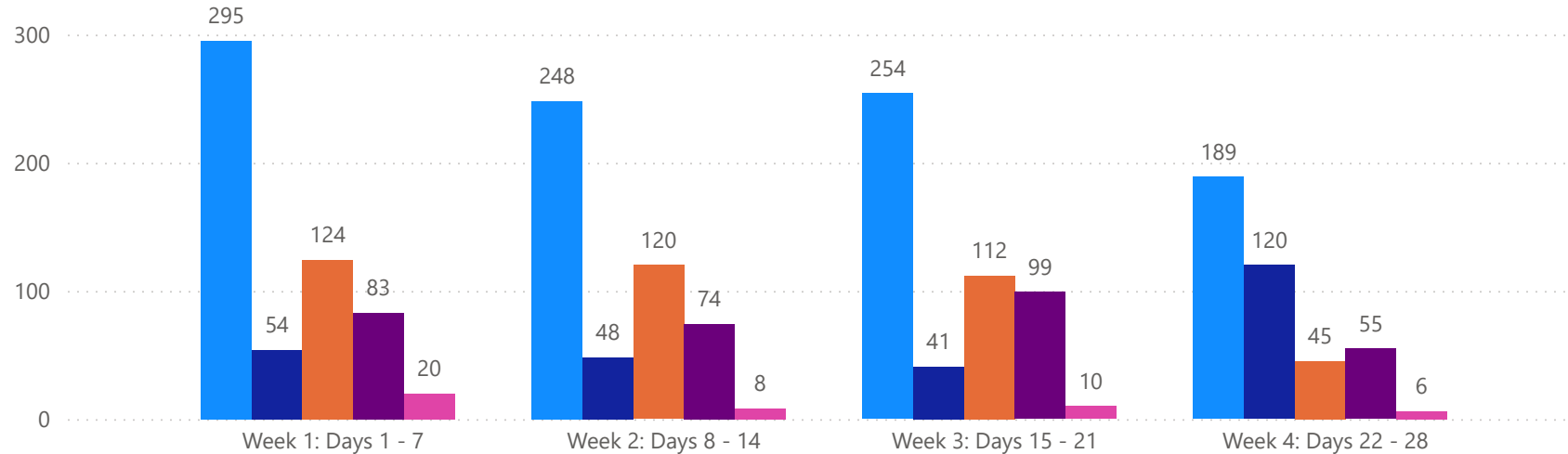


4 WEEK REAL ESTATE MARKET REPORT

PINELLAS COUNTY - CONDO

1/27/2026

MLSStatus ● Active ● Canceled ● Pending ● Sold ● Temporarily Off-Market



All data is current as of today, though some MLS statuses may have changed from prior days.

TOTALS

MLS Status	4 Week Total
Active	986
Canceled	263
Pending	401
Sold	311
Temporarily Off-Market	44

DAILY MARKET CHANGE

Category	Sum of Pinellas
Back on the Market	10
New Listings	32
Price Decrease	44
Price Increase	5

*Back on Market can be from these sources - Pending, Temp Off Market, Cancelled and Expired Listing)

7 DAY SOLD COMPARISON

Closed Prior Year	Volume	Count	Closed Prior Year	Volume	Count
Tuesday, January 27, 2026	\$8,320,275	11	Saturday, January 25, 2025	\$160,000	1
Monday, January 26, 2026	\$9,524,692	13	Friday, January 24, 2025	\$5,569,900	16
Friday, January 23, 2026	\$35,037,577	39	Thursday, January 23, 2025	\$1,640,000	9
Thursday, January 22, 2026	\$8,074,100	10	Wednesday, January 22, 2025	\$3,983,500	9
Wednesday, January 21, 2026	\$7,044,700	10	Tuesday, January 21, 2025	\$3,061,500	9
Total	\$68,001,344	83	Total	\$14,414,900	44

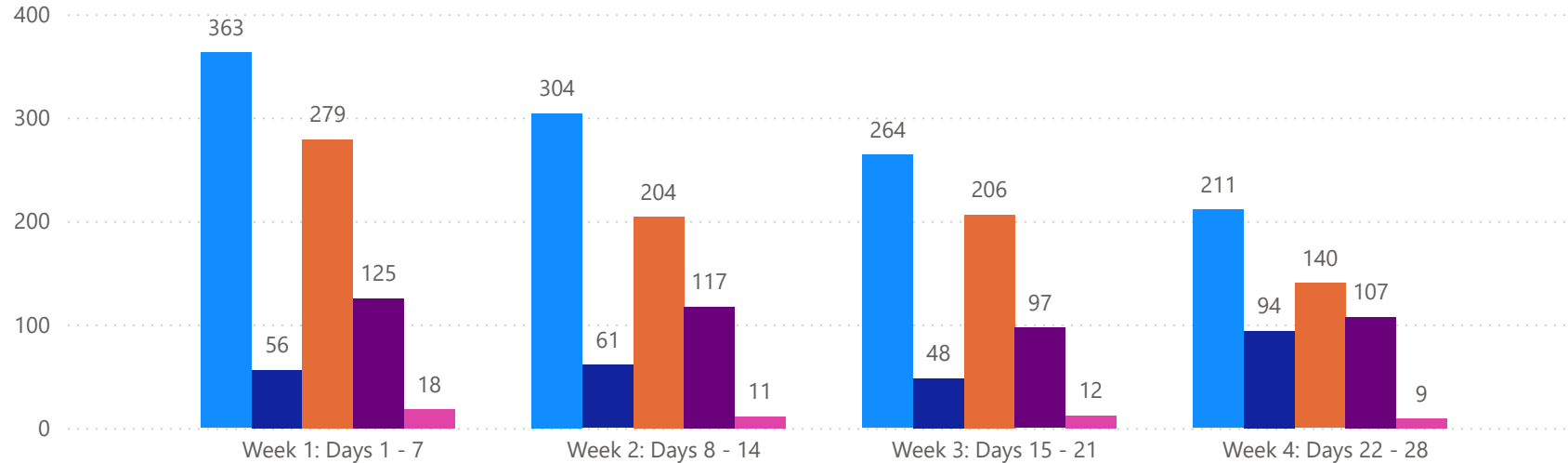


4 WEEK REAL ESTATE MARKET REPORT

PASCO COUNTY - SINGLE FAMILY HOME

1/27/2026

MLS Status ● Active ● Canceled ● Pending ● Sold ● Temporarily Off-Market



All data is current as of today, though some MLS statuses may have changed from prior days.

TOTALS

MLS Status	4 Week Total
Active	1142
Canceled	259
Pending	829
Sold	446
Temporarily Off-Market	50

DAILY MARKET CHANGE

Category	Sum of Pasco
Back on the Market	5
New Listings	32
Price Decrease	71
Price Increase	3

*Back on Market can be from these sources - Pending, Temp Off Market, Cancelled and Expired Listing)

7 DAY SOLD COMPARISON

Closed Prior Year	Volume	Count	Closed Prior Year	Volume	Count
Tuesday, January 27, 2026	\$3,933,300	9	Saturday, January 25, 2025	\$440,000	2
Monday, January 26, 2026	\$8,660,434	23	Friday, January 24, 2025	\$16,758,099	41
Sunday, January 25, 2026	\$359,900	1	Thursday, January 23, 2025	\$8,845,225	23
Friday, January 23, 2026	\$13,089,714	34	Wednesday, January 22, 2025	\$9,804,210	24
Thursday, January 22, 2026	\$18,944,498	36	Tuesday, January 21, 2025	\$10,376,039	24
Wednesday, January 21, 2026	\$9,138,742	22	Monday, January 20, 2025	\$4,340,440	10
Total	\$54,126,588	125	Total	\$50,564,013	124

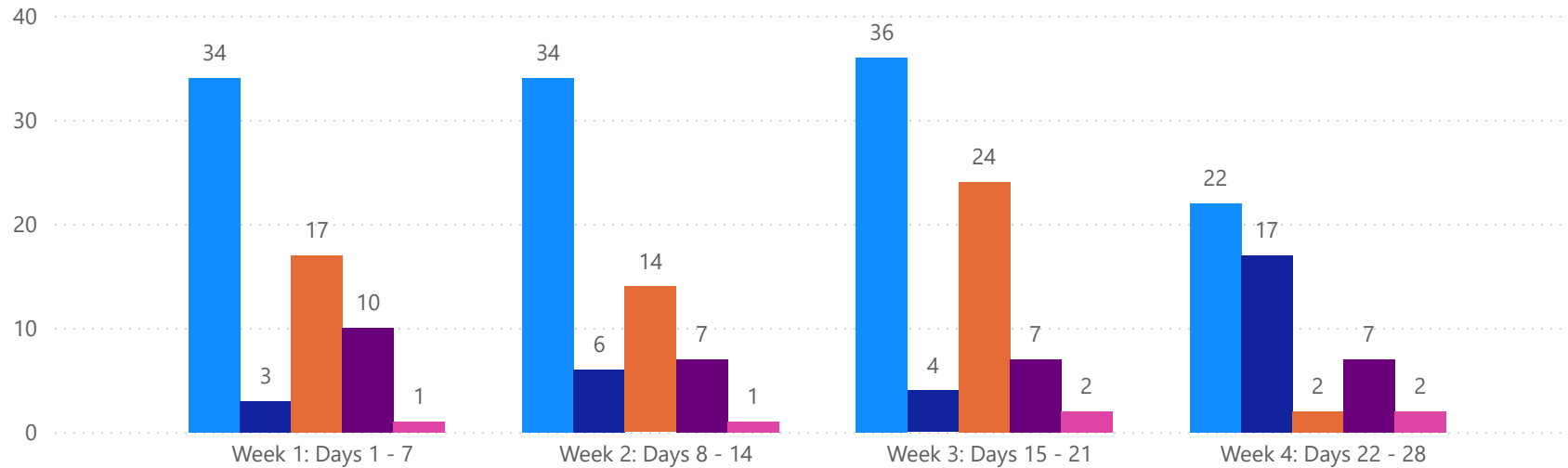


4 WEEK REAL ESTATE MARKET REPORT

PASCO COUNTY - CONDO

1/27/2026

MLS Status ● Active ● Canceled ● Pending ● Sold ● Temporarily Off-Market



All data is current as of today, though some MLS statuses may have changed from prior days.

TOTALS

MLS Status	4 Week Total
Active	126
Canceled	30
Pending	57
Sold	31
Temporarily Off-Market	6

DAILY MARKET CHANGE

Category	Sum of Pasco
Back on the Market	0
New Listings	4
Price Decrease	5
Price Increase	0

*Back on Market can be from these sources - Pending, Temp Off Market, Cancelled and Expired Listing)

7 DAY SOLD COMPARISON

Closed Prior Year	Volume	Count	Closed Prior Year	Volume	Count
Monday, January 26, 2026	\$155,000	1	Friday, January 24, 2025	\$100,000	1
Friday, January 23, 2026	\$839,500	6	Total	\$100,000	1
Thursday, January 22, 2026	\$567,000	2			
Wednesday, January 21, 2026	\$148,700	1			
Total	\$1,710,200	10			

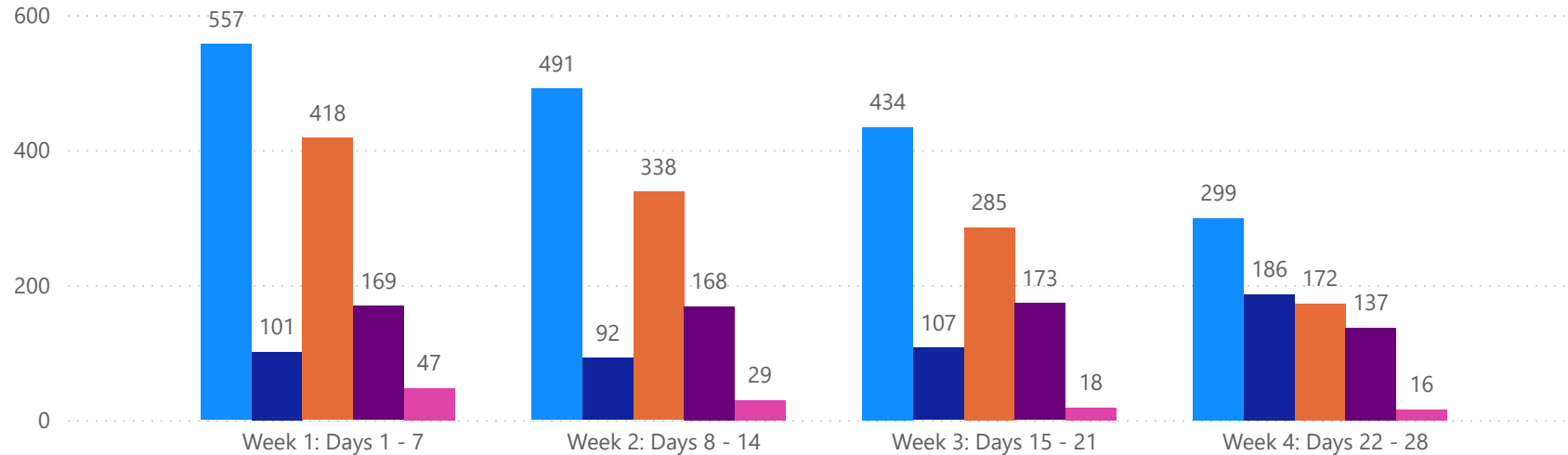


4 WEEK REAL ESTATE MARKET REPORT

HILLSBOROUGH COUNTY - SINGLE FAMILY HOME

1/27/2026

MLSStatus ● Active ● Canceled ● Pending ● Sold ● Temporarily Off-Market



All data is current as of today, though some MLS statuses may have changed from prior days.

TOTALS

MLS Status	4 Week Total
Active	1781
Canceled	486
Pending	1213
Sold	647
Temporarily Off-Market	110

DAILY MARKET CHANGE

Category	Sum of Hillsborough	*Back on Market can be from these sources - Pending, Temp Off Market, Cancelled and Expired Listing)
Back on the Market	13	
New Listings	54	
Price Decrease	73	
Price Increase	5	

7 DAY SOLD COMPARISON

Closed Prior Year	Volume	Count	Closed Prior Year	Volume	Count
Tuesday, January 27, 2026	\$9,944,553	25	Saturday, January 25, 2025	\$295,000	1
Monday, January 26, 2026	\$12,237,330	29	Friday, January 24, 2025	\$32,667,030	70
Saturday, January 24, 2026	\$770,000	1	Thursday, January 23, 2025	\$18,353,420	32
Friday, January 23, 2026	\$29,718,949	62	Wednesday, January 22, 2025	\$8,958,533	21
Thursday, January 22, 2026	\$12,295,500	28	Tuesday, January 21, 2025	\$22,480,660	43
Wednesday, January 21, 2026	\$19,814,015	24	Monday, January 20, 2025	\$1,704,400	5
Total	\$84,780,347	169	Total	\$84,459,043	172

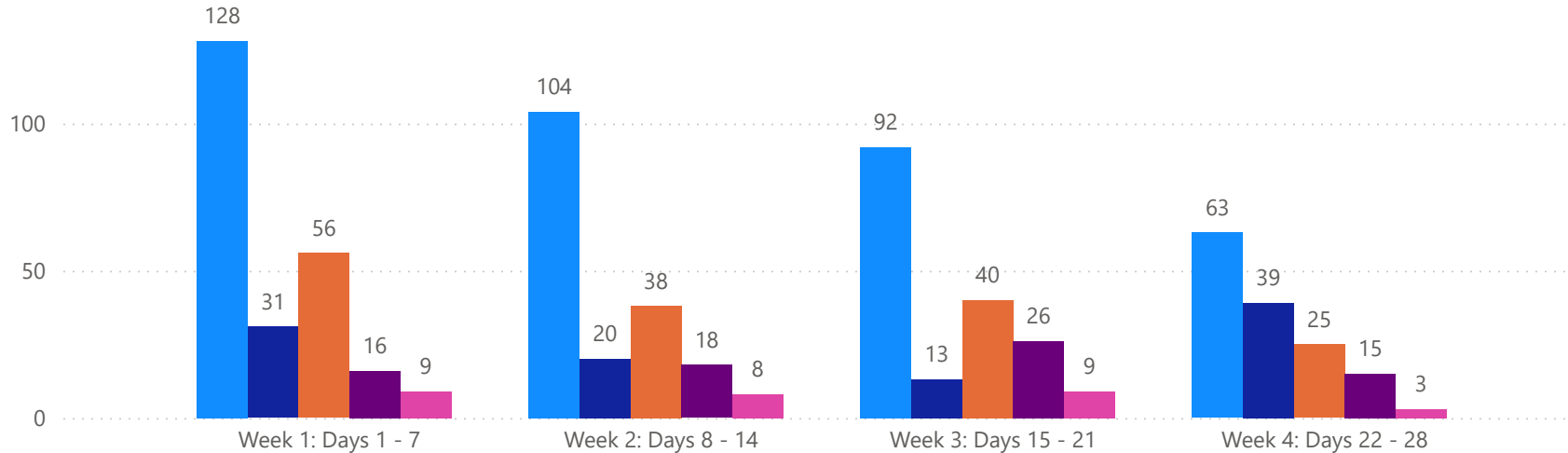


4 WEEK REAL ESTATE MARKET REPORT

HILLSBOROUGH COUNTY - CONDO

1/27/2026

MLS Status ● Active ● Canceled ● Pending ● Sold ● Temporarily Off-Market



All data is current as of today, though some MLS statuses may have changed from prior days.

TOTALS

MLS Status	4 Week Total
Active	387
Canceled	103
Pending	159
Sold	75
Temporarily Off-Market	29

DAILY MARKET CHANGE

Category	Sum of Hillsborough	
Back on the Market	4	*Back on Market can be from these sources - Pending, Temp Off Market, Cancelled and Expired Listing)
New Listings	19	
Price Decrease	15	
Price Increase	1	

7 DAY SOLD COMPARISON

Closed Prior Year	Volume	Count	Closed Prior Year	Volume	Count
Monday, January 26, 2026	\$120,000	1	Friday, January 24, 2025	\$507,500	3
Friday, January 23, 2026	\$6,238,000	10	Thursday, January 23, 2025	\$3,137,999	7
Thursday, January 22, 2026	\$220,000	1	Wednesday, January 22, 2025	\$990,000	2
Wednesday, January 21, 2026	\$610,000	4	Tuesday, January 21, 2025	\$1,282,000	6
Total	\$7,188,000	16	Monday, January 20, 2025	\$195,000	1
			Total	\$6,112,499	19

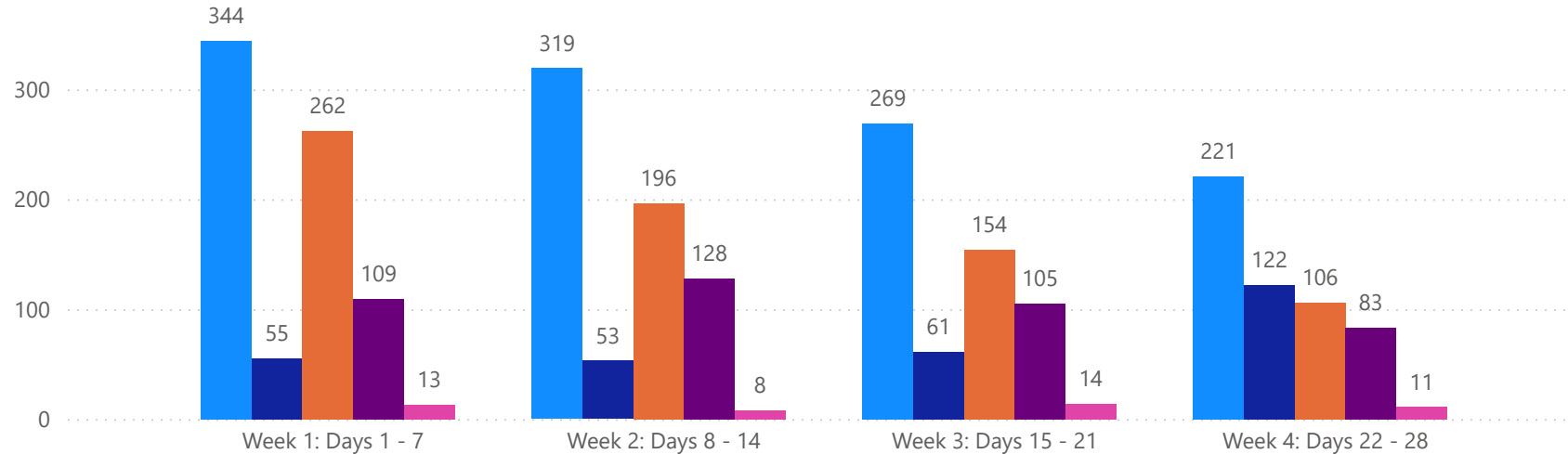


4 WEEK REAL ESTATE MARKET REPORT

SARASOTA COUNTY - SINGLE FAMILY HOME

1/27/2026

MLS Status ● Active ● Canceled ● Pending ● Sold ● Temporarily Off-Market



All data is current as of today, though some MLS statuses may have changed from prior days.

TOTALS

MLS Status	4 Week Total
Active	1153
Canceled	291
Pending	718
Sold	425
Temporarily Off-Market	46

DAILY MARKET CHANGE

Category	Sum of Sarasota
Back on the Market	12
New Listings	32
Price Decrease	58
Price Increase	2

*Back on Market can be from these sources - Pending, Temp Off Market, Cancelled and Expired Listing)

7 DAY SOLD COMPARISON

Closed Prior Year	Volume	Count	Closed Prior Year	Volume	Count
Tuesday, January 27, 2026	\$3,480,300	7	Saturday, January 25, 2025	\$935,000	2
Monday, January 26, 2026	\$17,030,000	20	Friday, January 24, 2025	\$30,029,831	26
Friday, January 23, 2026	\$32,037,132	44	Thursday, January 23, 2025	\$17,630,592	22
Thursday, January 22, 2026	\$24,515,447	24	Wednesday, January 22, 2025	\$11,726,103	18
Wednesday, January 21, 2026	\$13,487,500	14	Tuesday, January 21, 2025	\$24,028,183	26
Total	\$90,550,379	109	Monday, January 20, 2025	\$2,266,369	2
			Total	\$86,616,078	96

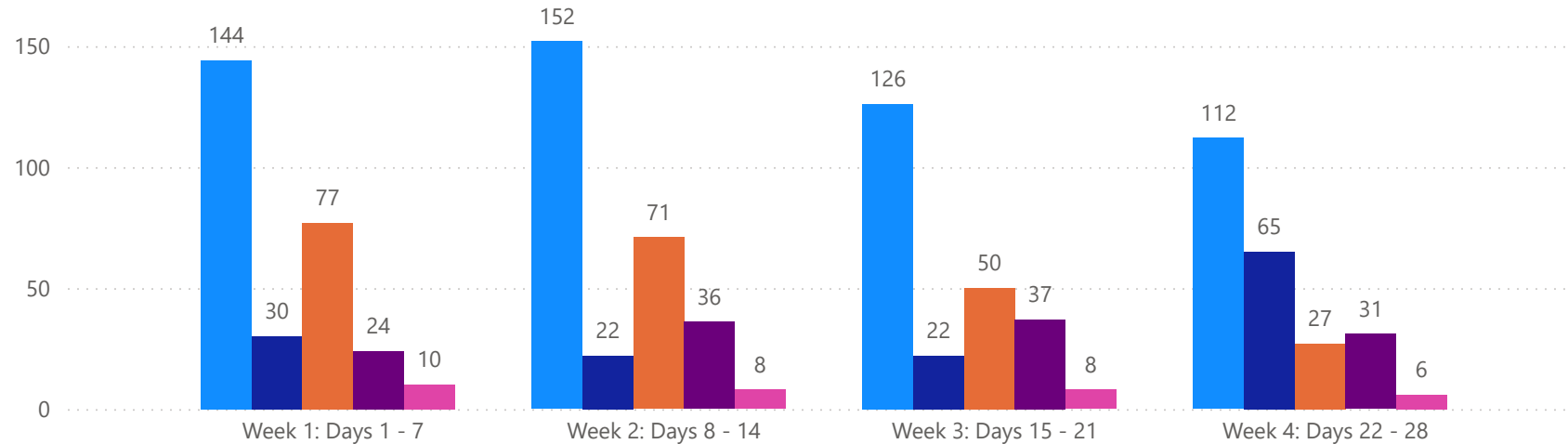


4 WEEK REAL ESTATE MARKET REPORT

SARASOTA COUNTY - CONDO

1/27/2026

MLS Status ● Active ● Canceled ● Pending ● Sold ● Temporarily Off-Market



All data is current as of today, though some MLS statuses may have changed from prior days.

TOTALS

MLS Status	4 Week Total
Active	534
Canceled	139
Pending	225
Sold	128
Temporarily Off-Market	32

DAILY MARKET CHANGE

Category	Sum of Sarasota
Back on the Market	2
New Listings	18
Price Decrease	24
Price Increase	2

*Back on Market can be from these sources - Pending, Temp Off Market, Cancelled and Expired Listing)

7 DAY SOLD COMPARISON

Closed Prior Year	Volume	Count	Closed Prior Year	Volume	Count
Tuesday, January 27, 2026	\$774,000	2	Friday, January 24, 2025	\$6,212,998	9
Monday, January 26, 2026	\$2,358,900	6	Thursday, January 23, 2025	\$2,808,500	5
Friday, January 23, 2026	\$3,141,000	7	Wednesday, January 22, 2025	\$4,948,496	9
Thursday, January 22, 2026	\$3,208,000	7	Tuesday, January 21, 2025	\$7,126,998	6
Wednesday, January 21, 2026	\$865,000	2	Monday, January 20, 2025	\$299,000	1
Total	\$10,346,900	24	Total	\$21,395,992	30

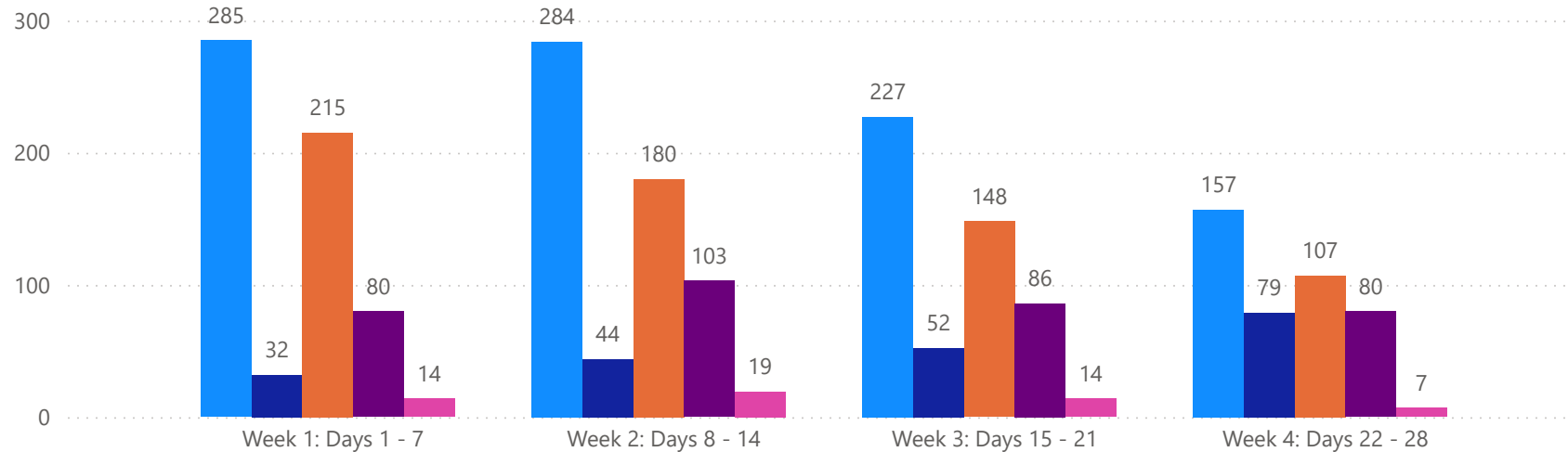


4 WEEK REAL ESTATE MARKET REPORT

MANATEE COUNTY - SINGLE FAMILY HOME

1/27/2026

MLSStatus ● Active ● Canceled ● Pending ● Sold ● Temporarily Off-Market



All data is current as of today, though some MLS statuses may have changed from prior days.

TOTALS

MLS Status	4 Week Total
Active	953
Canceled	207
Pending	650
Sold	349
Temporarily Off-Market	54

DAILY MARKET CHANGE

Category	Sum of Manatee
Back on the Market	7
New Listings	22
Price Decrease	71
Price Increase	10

*Back on Market can be from these sources - Pending, Temp Off Market, Cancelled and Expired Listing)

7 DAY SOLD COMPARISON

Closed Prior Year	Volume	Count	Closed Prior Year	Volume	Count
Tuesday, January 27, 2026	\$1,570,550	4	Sunday, January 26, 2025	\$464,520	1
Monday, January 26, 2026	\$5,293,090	10	Saturday, January 25, 2025	\$516,410	1
Saturday, January 24, 2026	\$1,167,953	2	Friday, January 24, 2025	\$20,379,678	36
Friday, January 23, 2026	\$18,826,942	30	Thursday, January 23, 2025	\$9,541,295	21
Thursday, January 22, 2026	\$9,432,588	18	Wednesday, January 22, 2025	\$9,458,975	15
Wednesday, January 21, 2026	\$9,499,887	16	Tuesday, January 21, 2025	\$19,754,425	35
Total	\$45,791,010	80	Monday, January 20, 2025	\$915,000	2
			Total	\$61,030,303	111

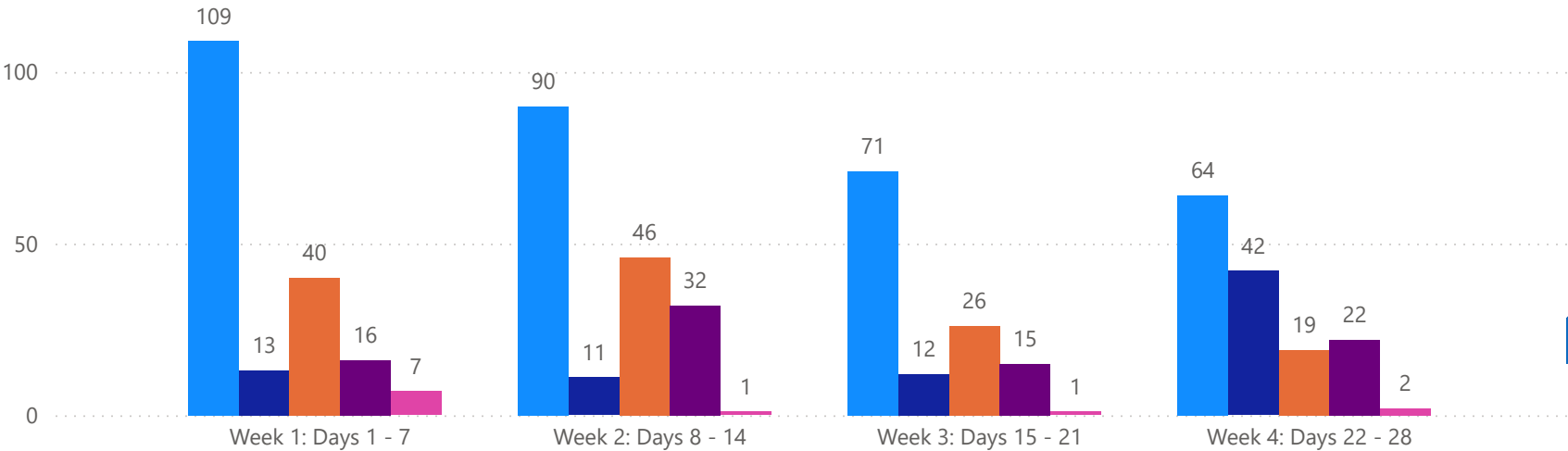


4 WEEK REAL ESTATE MARKET REPORT

MANATEE COUNTY - CONDO

1/27/2026

MlsStatus Active Canceled Pending Sold Temporarily Off-Market



TOTALS

MLS Status	4 Week Total
Active	334
Canceled	78
Pending	131
Sold	85
Temporarily Off-Market	11

DAILY MARKET CHANGE

Category	Sum of Manatee
Back on the Market	1
New Listings	17
Price Decrease	16
Price Increase	2

*Back on Market can be from these sources - Pending, Temp Off Market, Cancelled and Expired Listing)

7 DAY SOLD COMPARISON

Closed Prior Year	Volume	Count
Tuesday, January 27, 2026	\$275,000	2
Monday, January 26, 2026	\$570,000	3
Friday, January 23, 2026	\$1,479,000	4
Thursday, January 22, 2026	\$215,000	1
Wednesday, January 21, 2026	\$1,920,900	6
Total	\$4,459,900	16

Closed Prior Year	Volume	Count
Friday, January 24, 2025	\$1,747,900	4
Thursday, January 23, 2025	\$983,100	2
Wednesday, January 22, 2025	\$433,000	2
Tuesday, January 21, 2025	\$265,000	1
Total	\$3,429,000	9

