



4 WEEK REAL ESTATE MARKET REPORT

Wednesday, January 28, 2026

As of: Thursday, January 29, 2026

- 1 Report Breakdown
- 2 Cumulative Tampa Bay Report - Single Family Home
- 3 Cumulative Tampa Bay Report - Condominium
- 4 Pinellas County - Single Family Home
- 5 Pinellas County - Condominium
- 6 Pasco County - Single Family Home
- 7 Pasco County - Condominium
- 8 Hillsborough County - Single Family Home
- 9 Hillsborough County - Condominium
- 10 Sarasota County - Single Family Home
- 11 Sarasota County - Condominium
- 12 Manatee County - Single Family Home
- 13 Manatee County - Condominium

4 WEEK REAL ESTATE MARKET REPORT

REPORT BREAKDOWN

Wednesday, January 28, 2026

as of: 1/29/2026

Day 1	Wednesday, January 28, 2026
Day 2	Tuesday, January 27, 2026
Day 3	Monday, January 26, 2026
Day 4	Sunday, January 25, 2026
Day 5	Saturday, January 24, 2026
Day 6	Thursday, January 29, 2026
Day 7	Wednesday, January 28, 2026
Day 8	Tuesday, January 27, 2026
Day 9	Monday, January 26, 2026
Day 10	Sunday, January 25, 2026
Day 11	Saturday, January 24, 2026
Day 12	Friday, January 23, 2026
Day 13	Thursday, January 22, 2026
Day 14	Wednesday, January 21, 2026
Day 15	Tuesday, January 20, 2026
Day 16	Monday, January 19, 2026
Day 17	Sunday, January 18, 2026
Day 18	Saturday, January 17, 2026
Day 19	Friday, January 16, 2026
Day 20	Thursday, January 15, 2026
Day 21	Wednesday, January 14, 2026
Day 22	Tuesday, January 13, 2026
Day 23	Monday, January 12, 2026
Day 24	Sunday, January 11, 2026
Day 25	Saturday, January 10, 2026
Day 26	Friday, January 9, 2026
Day 27	Thursday, January 8, 2026
Day 28	Wednesday, January 7, 2026

REPORT BREAKDOWN

GRAPH:

Active - Newly listed during the date range

Pending - Status changed to 'pending' during the date range

Sold - Closed during the date range

Canceled - Canceled during the date range

Temp off Market - Status changed to 'temp' off market' during the date range

The date ranges are not cumulative.

Day 1: Wednesday, January 28, 2026

Day 28: Wednesday, January 7, 2026

TOTALS:

4 Weeks: The summation of each date range (Day 1 - Day 28)

Market Changes

Day 1's New Listings, Price Increase, Price Decreases and Back on Market

Manatee County - Single Family Home

7 Day Sold Comparison

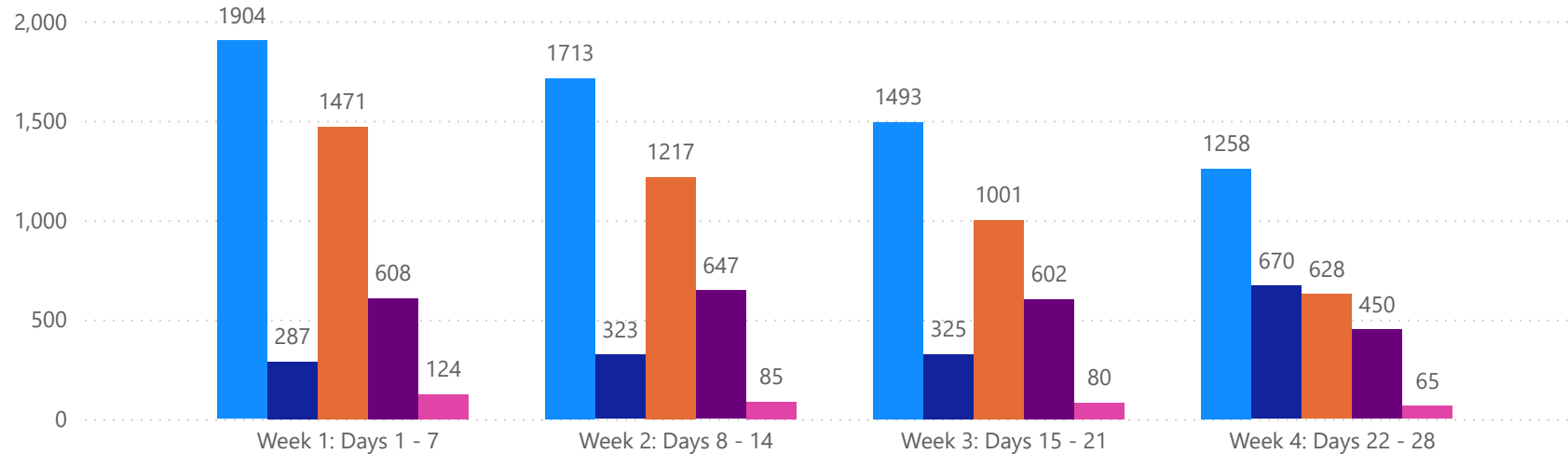
Compares the sold amount and volume in the last 7 days against the same timeframe in the prior year and days 8 - days 14.

4 WEEK REAL ESTATE MARKET REPORT

TAMPA BAY - SINGLE FAMILY HOME

1/28/2026

MLS Status ● Active ● Canceled ● Pending ● Sold ● Temporarily Off-Market



All data is current as of today, though some MLS statuses may have changed from prior days.

TOTALS

MLS Status	4 Week Total
Active	6368
Canceled	1605
Pending	4317
Sold	2307
Temporarily Off-Market	354

DAILY MARKET CHANGE

Category	Sum of Total
Back on the Market	48
New Listings	242
Price Decrease	468
Price Increase	46

*Back on Market can be from these sources - Pending, Temp Off Market, Cancelled and Expired Listing)

7 DAY SOLD COMPARISON

Closed Prior Year	Volume	Count	Closed Prior Year	Volume	Count
Wednesday, January 28, 2026	\$42,892,480	78	Monday, January 27, 2025	\$76,101,984	125
Tuesday, January 27, 2026	\$43,557,322	86	Sunday, January 26, 2025	\$996,020	2
Monday, January 26, 2026	\$52,346,128	102	Saturday, January 25, 2025	\$2,186,410	6
Sunday, January 25, 2026	\$359,900	1	Friday, January 24, 2025	\$128,855,513	228
Saturday, January 24, 2026	\$4,582,953	6	Thursday, January 23, 2025	\$66,919,457	122
Friday, January 23, 2026	\$115,337,554	213	Wednesday, January 22, 2025	\$52,298,421	97
Thursday, January 22, 2026	\$74,318,347	122	Tuesday, January 21, 2025	\$91,780,107	159
Total	\$333,394,684	608	Total	\$419,137,912	739

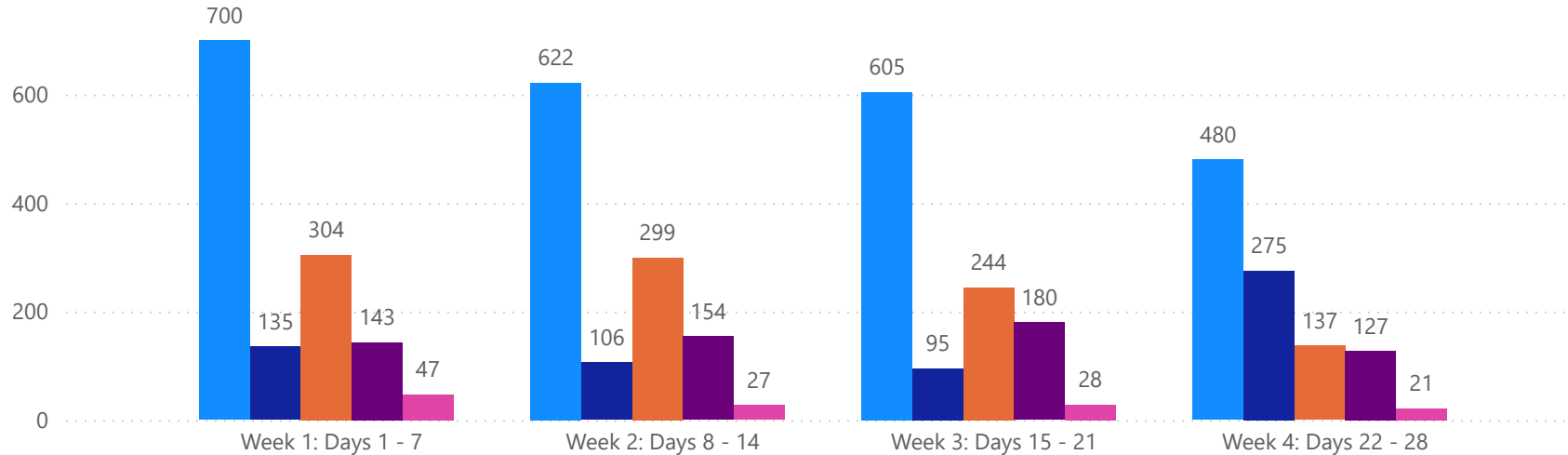


4 WEEK REAL ESTATE MARKET REPORT

TAMPA BAY - CONDO

1/28/2026

MLSStatus ● Active ● Canceled ● Pending ● Sold ● Temporarily Off-Market



All data is current as of today, though some MLS statuses may have changed from prior days.

TOTALS

MLS Status	4 Week Total
Active	2407
Canceled	611
Pending	984
Sold	604
Temporarily Off-Market	123

DAILY MARKET CHANGE

Category	Sum of Total
Back on the Market	13
New Listings	68
Price Decrease	100
Price Increase	0

*Back on Market can be from these sources - Pending, Temp Off Market, Cancelled and Expired Listing)

7 DAY SOLD COMPARISON

Closed Prior Year	Volume	Count	Closed Prior Year	Volume	Count
Wednesday, January 28, 2026	\$5,903,907	12	Monday, January 27, 2025	\$12,252,900	19
Tuesday, January 27, 2026	\$10,119,275	18	Saturday, January 25, 2025	\$160,000	1
Monday, January 26, 2026	\$12,728,592	24	Friday, January 24, 2025	\$14,138,298	33
Saturday, January 24, 2026	\$410,000	2	Thursday, January 23, 2025	\$8,569,599	23
Friday, January 23, 2026	\$46,735,077	66	Wednesday, January 22, 2025	\$10,354,996	22
Thursday, January 22, 2026	\$12,284,100	21	Tuesday, January 21, 2025	\$11,735,498	22
Total	\$88,180,951	143	Total	\$57,211,291	120

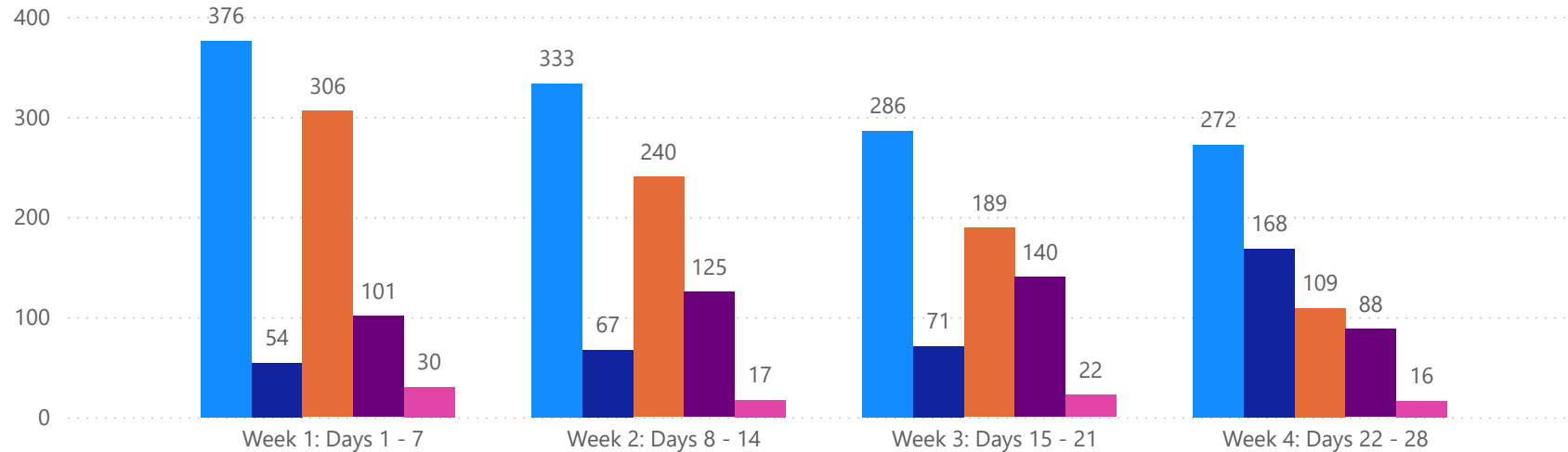


4 WEEK REAL ESTATE MARKET REPORT

PINELLAS COUNTY - SINGLE FAMILY HOME

1/28/2026

MLS Status ● Active ● Canceled ● Pending ● Sold ● Temporarily Off-Market



All data is current as of today, though some MLS statuses may have changed from prior days.

TOTALS

MLS Status	4 Week Total
Active	1267
Canceled	360
Pending	844
Sold	454
Temporarily Off-Market	85

DAILY MARKET CHANGE

Category	Sum of Pinellas
Back on the Market	4
New Listings	40
Price Decrease	64
Price Increase	4

*Back on Market can be from these sources - Pending, Temp Off Market, Cancelled and Expired Listing)

7 DAY SOLD COMPARISON

Closed Prior Year	Volume	Count	Closed Prior Year	Volume	Count
Wednesday, January 28, 2026	\$10,085,000	18	Monday, January 27, 2025	\$14,412,100	26
Tuesday, January 27, 2026	\$8,147,000	13	Sunday, January 26, 2025	\$531,500	1
Monday, January 26, 2026	\$4,541,999	11	Friday, January 24, 2025	\$29,020,875	55
Saturday, January 24, 2026	\$1,480,000	1	Thursday, January 23, 2025	\$12,548,925	24
Friday, January 23, 2026	\$21,349,817	42	Wednesday, January 22, 2025	\$12,350,600	19
Thursday, January 22, 2026	\$9,130,314	16	Tuesday, January 21, 2025	\$15,140,800	31
Total	\$54,734,130	101	Total	\$84,004,800	156

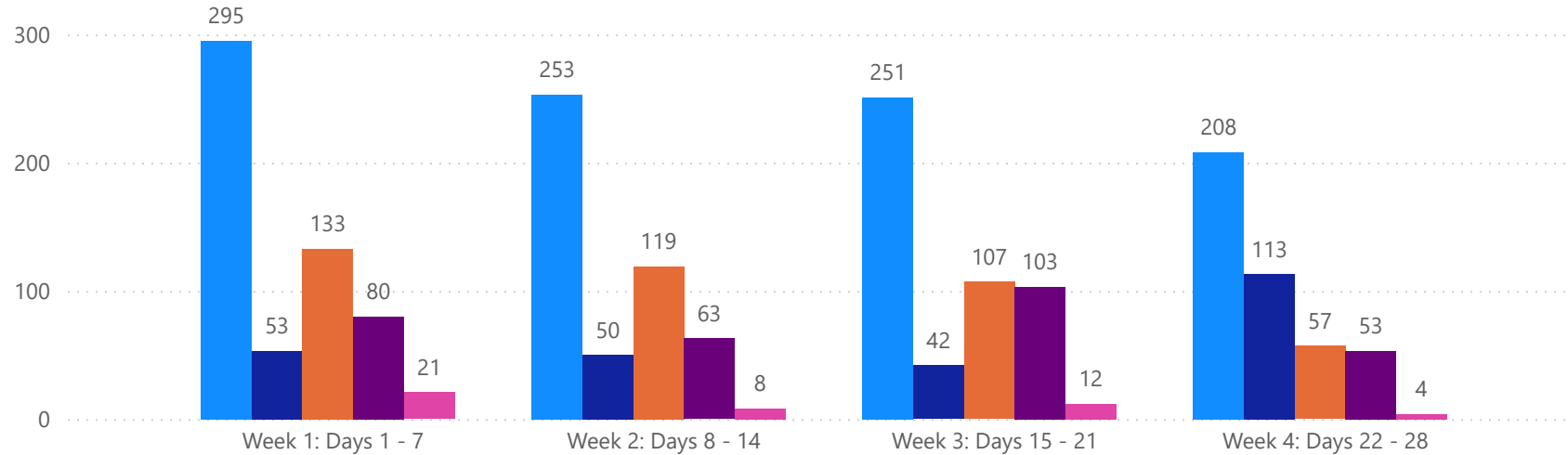


4 WEEK REAL ESTATE MARKET REPORT

PINELLAS COUNTY - CONDO

1/28/2026

MlsStatus ● Active ● Canceled ● Pending ● Sold ● Temporarily Off-Market



All data is current as of today, though some MLS statuses may have changed from prior days.

TOTALS

MLS Status	4 Week Total
Active	1007
Canceled	258
Pending	416
Sold	299
Temporarily Off-Market	45

DAILY MARKET CHANGE

Category	Sum of Pinellas
Back on the Market	4
New Listings	33
Price Decrease	45
Price Increase	0

*Back on Market can be from these sources - Pending, Temp Off Market, Cancelled and Expired Listing)

7 DAY SOLD COMPARISON

Closed Prior Year	Volume	Count	Closed Prior Year	Volume	Count
Wednesday, January 28, 2026	\$4,020,407	6	Monday, January 27, 2025	\$7,605,000	10
Tuesday, January 27, 2026	\$8,460,275	12	Saturday, January 25, 2025	\$160,000	1
Monday, January 26, 2026	\$9,524,692	13	Friday, January 24, 2025	\$5,569,900	16
Friday, January 23, 2026	\$35,037,577	39	Thursday, January 23, 2025	\$1,640,000	9
Thursday, January 22, 2026	\$8,074,100	10	Wednesday, January 22, 2025	\$3,983,500	9
Total	\$65,117,051	80	Tuesday, January 21, 2025	\$3,061,500	9
			Total	\$22,019,900	54

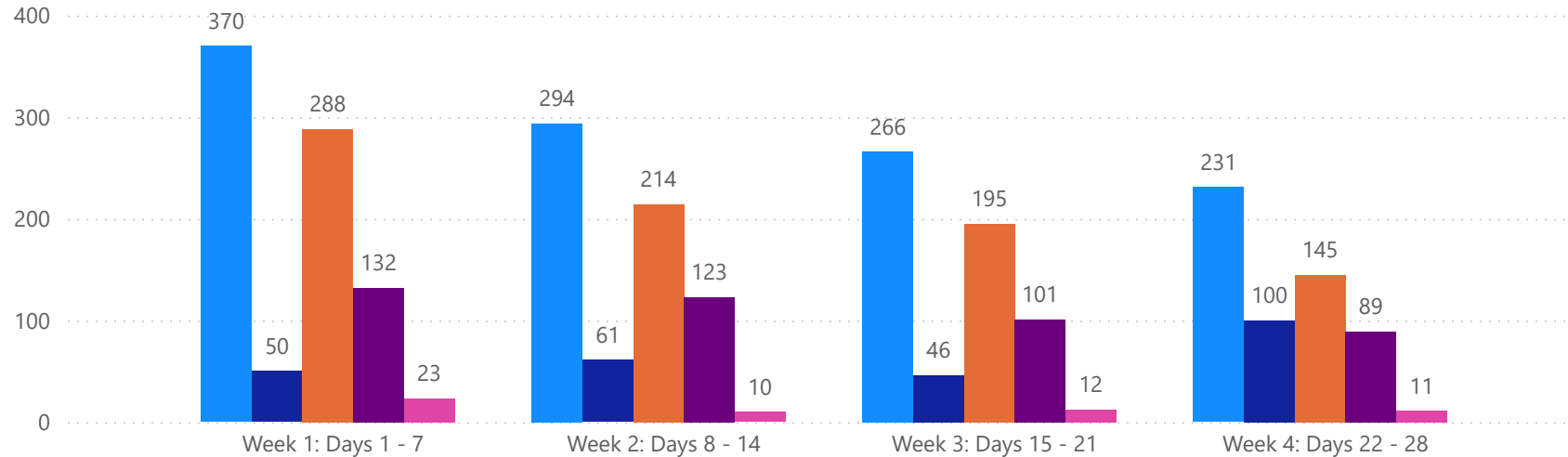


4 WEEK REAL ESTATE MARKET REPORT

PASCO COUNTY - SINGLE FAMILY HOME

1/28/2026

MLSStatus ● Active ● Canceled ● Pending ● Sold ● Temporarily Off-Market



All data is current as of today, though some MLS statuses may have changed from prior days.

TOTALS

MLS Status	4 Week Total
Active	1161
Canceled	257
Pending	842
Sold	445
Temporarily Off-Market	56

DAILY MARKET CHANGE

Category	Sum of Pasco
Back on the Market	8
New Listings	52
Price Decrease	94
Price Increase	10

*Back on Market can be from these sources - Pending, Temp Off Market, Cancelled and Expired Listing)

7 DAY SOLD COMPARISON

Closed Prior Year	Volume	Count	Closed Prior Year	Volume	Count
Wednesday, January 28, 2026	\$8,006,710	19	Monday, January 27, 2025	\$12,686,328	26
Tuesday, January 27, 2026	\$7,084,598	16	Saturday, January 25, 2025	\$440,000	2
Monday, January 26, 2026	\$9,125,434	25	Friday, January 24, 2025	\$16,758,099	41
Sunday, January 25, 2026	\$359,900	1	Thursday, January 23, 2025	\$8,845,225	23
Friday, January 23, 2026	\$13,404,714	35	Wednesday, January 22, 2025	\$9,804,210	24
Thursday, January 22, 2026	\$18,944,498	36	Tuesday, January 21, 2025	\$10,376,039	24
Total	\$56,925,854	132	Total	\$58,909,901	140

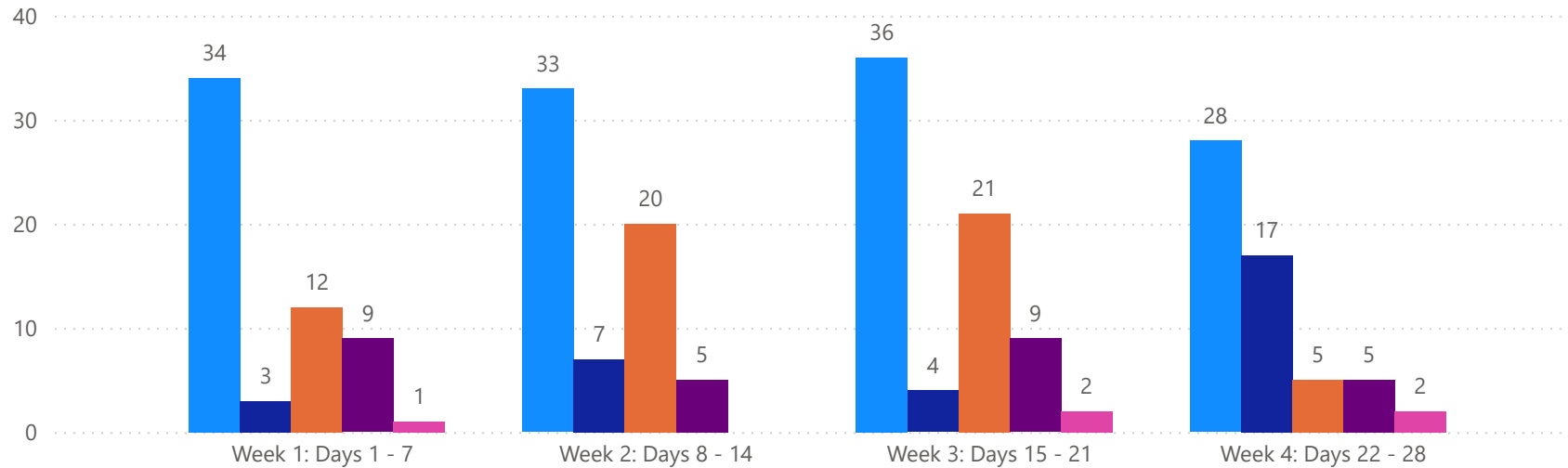


4 WEEK REAL ESTATE MARKET REPORT

PASCO COUNTY - CONDO

1/28/2026

MLS Status ● Active ● Canceled ● Pending ● Sold ● Temporarily Off-Market



All data is current as of today, though some MLS statuses may have changed from prior days.

TOTALS

MLS Status	4 Week Total
Active	131
Canceled	31
Pending	58
Sold	28
Temporarily Off-Market	5

DAILY MARKET CHANGE

Category	Sum of Pasco
Back on the Market	3
New Listings	1
Price Decrease	5
Price Increase	0

*Back on Market can be from these sources - Pending, Temp Off Market, Cancelled and Expired Listing)

7 DAY SOLD COMPARISON

Closed Prior Year	Volume	Count
Monday, January 26, 2026	\$155,000	1
Friday, January 23, 2026	\$839,500	6
Thursday, January 22, 2026	\$567,000	2
Total	\$1,561,500	9

Closed Prior Year	Volume	Count
Monday, January 27, 2025	\$164,000	1
Friday, January 24, 2025	\$100,000	1
Total	\$264,000	2

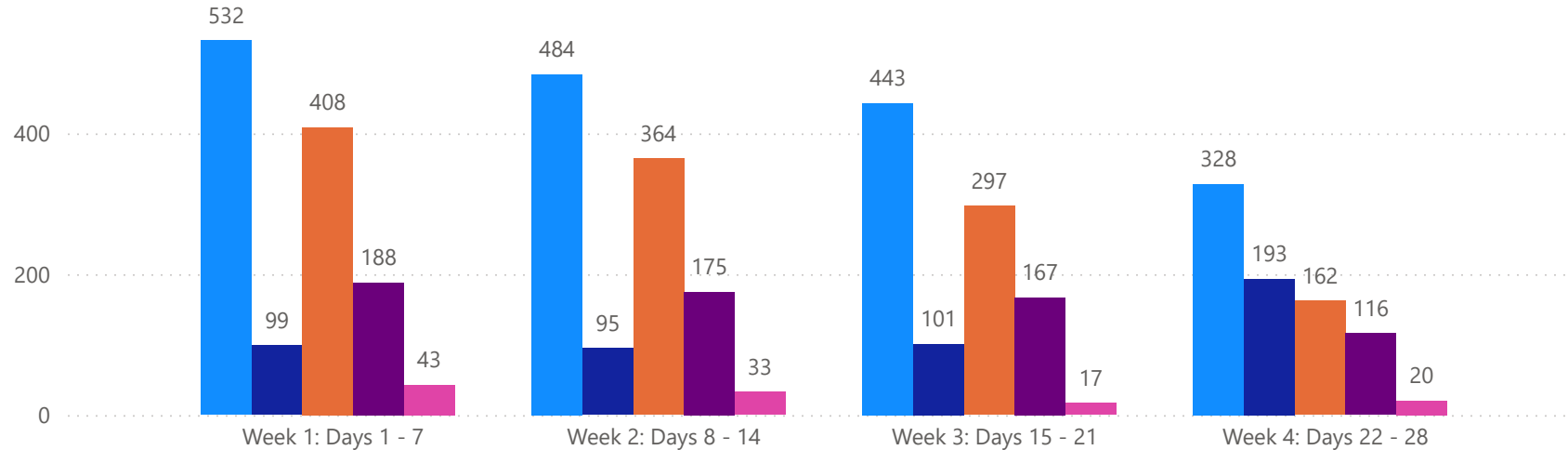


4 WEEK REAL ESTATE MARKET REPORT

HILLSBOROUGH COUNTY - SINGLE FAMILY HOME

1/28/2026

MLS Status ● Active ● Canceled ● Pending ● Sold ● Temporarily Off-Market



All data is current as of today, though some MLS statuses may have changed from prior days.

TOTALS

MLS Status	4 Week Total
Active	1787
Canceled	488
Pending	1231
Sold	646
Temporarily Off-Market	113

DAILY MARKET CHANGE

Category	Sum of Hillsborough	*Back on Market can be from these sources - Pending, Temp Off Market, Cancelled and Expired Listing)
Back on the Market	17	
New Listings	57	
Price Decrease	99	
Price Increase	8	

7 DAY SOLD COMPARISON

Closed Prior Year	Volume	Count	Closed Prior Year	Volume	Count
Wednesday, January 28, 2026	\$17,726,090	29	Monday, January 27, 2025	\$20,885,155	35
Tuesday, January 27, 2026	\$14,471,695	33	Saturday, January 25, 2025	\$295,000	1
Monday, January 26, 2026	\$14,446,330	33	Friday, January 24, 2025	\$32,667,030	70
Saturday, January 24, 2026	\$1,935,000	3	Thursday, January 23, 2025	\$18,353,420	32
Friday, January 23, 2026	\$29,718,949	62	Wednesday, January 22, 2025	\$8,958,533	21
Thursday, January 22, 2026	\$12,295,500	28	Tuesday, January 21, 2025	\$22,480,660	43
Total	\$90,593,564	188	Total	\$103,639,798	202

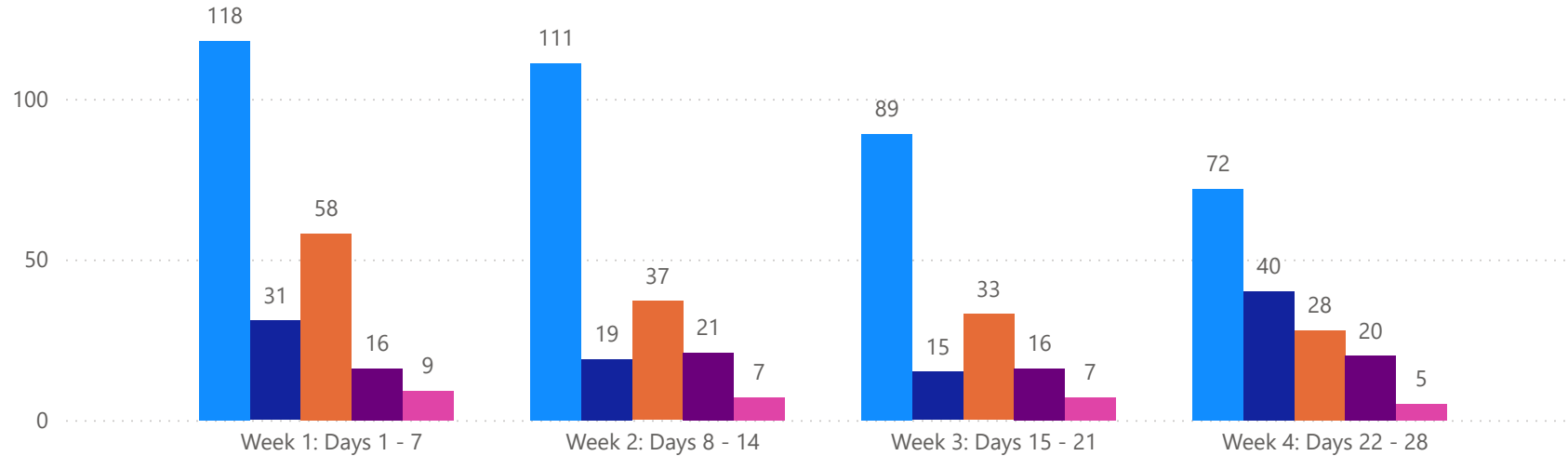


4 WEEK REAL ESTATE MARKET REPORT

HILLSBOROUGH COUNTY - CONDO

1/28/2026

MLS Status ● Active ● Canceled ● Pending ● Sold ● Temporarily Off-Market



All data is current as of today, though some MLS statuses may have changed from prior days.

TOTALS

MLS Status	4 Week Total
Active	390
Canceled	105
Pending	156
Sold	73
Temporarily Off-Market	28

DAILY MARKET CHANGE

Category	Sum of Hillsborough
Back on the Market	4
New Listings	4
Price Decrease	17
Price Increase	0

*Back on Market can be from these sources - Pending, Temp Off Market, Cancelled and Expired Listing)

7 DAY SOLD COMPARISON

Closed Prior Year	Volume	Count
Wednesday, January 28, 2026	\$360,000	2
Tuesday, January 27, 2026	\$186,000	1
Monday, January 26, 2026	\$120,000	1
Saturday, January 24, 2026	\$250,000	1
Friday, January 23, 2026	\$6,238,000	10
Thursday, January 22, 2026	\$220,000	1
Total	\$7,374,000	16

Closed Prior Year	Volume	Count
Monday, January 27, 2025	\$1,409,900	3
Friday, January 24, 2025	\$507,500	3
Thursday, January 23, 2025	\$3,137,999	7
Wednesday, January 22, 2025	\$990,000	2
Tuesday, January 21, 2025	\$1,282,000	6
Total	\$7,327,399	21

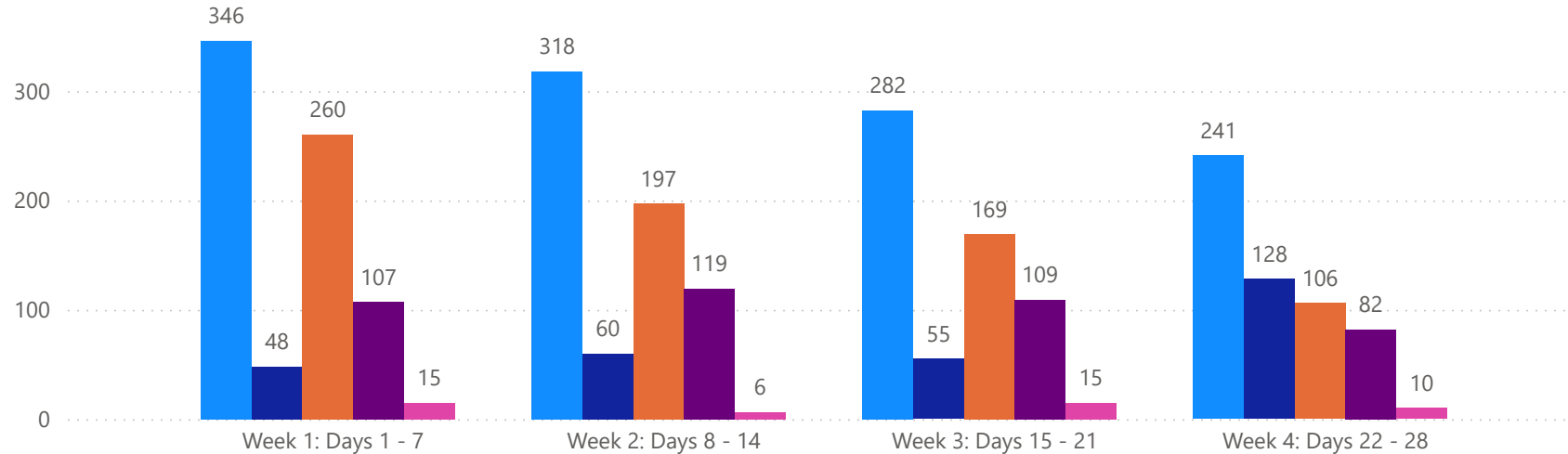


4 WEEK REAL ESTATE MARKET REPORT

SARASOTA COUNTY - SINGLE FAMILY HOME

1/28/2026

MLSStatus ● Active ● Canceled ● Pending ● Sold ● Temporarily Off-Market



All data is current as of today, though some MLS statuses may have changed from prior days.

TOTALS

MLS Status	4 Week Total
Active	1187
Canceled	291
Pending	732
Sold	417
Temporarily Off-Market	46

DAILY MARKET CHANGE

Category	Sum of Sarasota
Back on the Market	17
New Listings	50
Price Decrease	81
Price Increase	7

*Back on Market can be from these sources - Pending, Temp Off Market, Cancelled and Expired Listing)

7 DAY SOLD COMPARISON

Closed Prior Year	Volume	Count	Closed Prior Year	Volume	Count
Wednesday, January 28, 2026	\$3,340,000	5	Monday, January 27, 2025	\$16,935,058	22
Tuesday, January 27, 2026	\$9,939,249	14	Saturday, January 25, 2025	\$935,000	2
Monday, January 26, 2026	\$17,030,000	20	Friday, January 24, 2025	\$30,029,831	26
Friday, January 23, 2026	\$32,037,132	44	Thursday, January 23, 2025	\$17,630,592	22
Thursday, January 22, 2026	\$24,515,447	24	Wednesday, January 22, 2025	\$11,726,103	18
Total	\$86,861,828	107	Tuesday, January 21, 2025	\$24,028,183	26
			Total	\$101,284,767	116

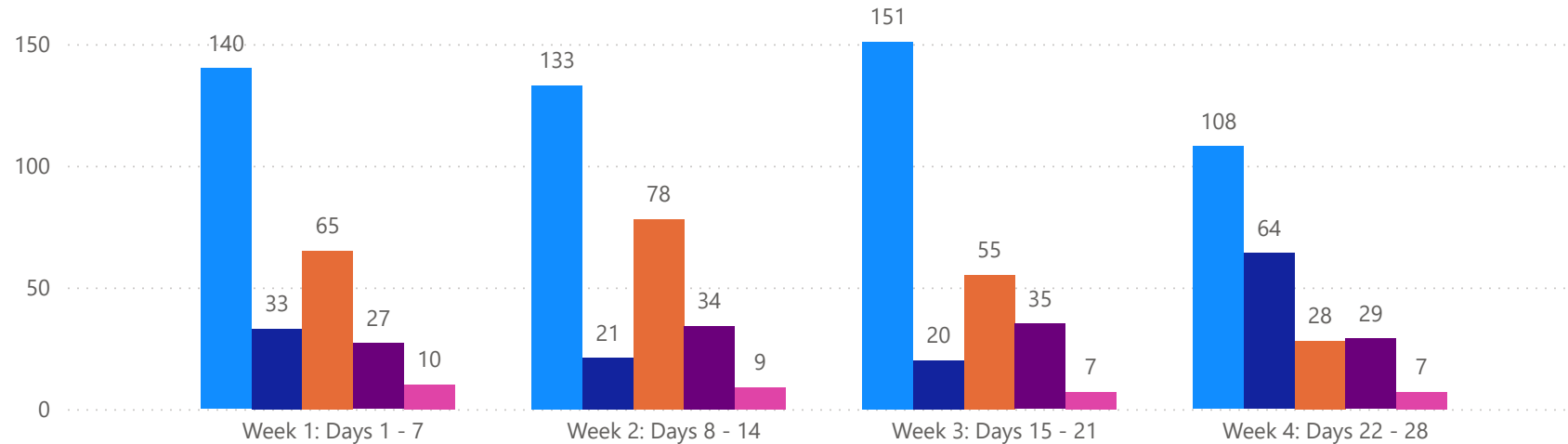


4 WEEK REAL ESTATE MARKET REPORT

SARASOTA COUNTY - CONDO

1/28/2026

MLS Status ● Active ● Canceled ● Pending ● Sold ● Temporarily Off-Market



All data is current as of today, though some MLS statuses may have changed from prior days.

TOTALS

MLS Status	4 Week Total
Active	532
Canceled	138
Pending	226
Sold	125
Temporarily Off-Market	33

DAILY MARKET CHANGE

Category	Sum of Sarasota
Back on the Market	0
New Listings	13
Price Decrease	21
Price Increase	0

*Back on Market can be from these sources - Pending, Temp Off Market, Cancelled and Expired Listing)

7 DAY SOLD COMPARISON

Closed Prior Year	Volume	Count	Closed Prior Year	Volume	Count
Wednesday, January 28, 2026	\$1,385,000	3	Monday, January 27, 2025	\$2,439,500	3
Tuesday, January 27, 2026	\$1,198,000	3	Friday, January 24, 2025	\$6,212,998	9
Monday, January 26, 2026	\$2,358,900	6	Thursday, January 23, 2025	\$2,808,500	5
Saturday, January 24, 2026	\$160,000	1	Wednesday, January 22, 2025	\$4,948,496	9
Friday, January 23, 2026	\$3,141,000	7	Tuesday, January 21, 2025	\$7,126,998	6
Thursday, January 22, 2026	\$3,208,000	7	Total	\$23,536,492	32
Total	\$11,450,900	27			

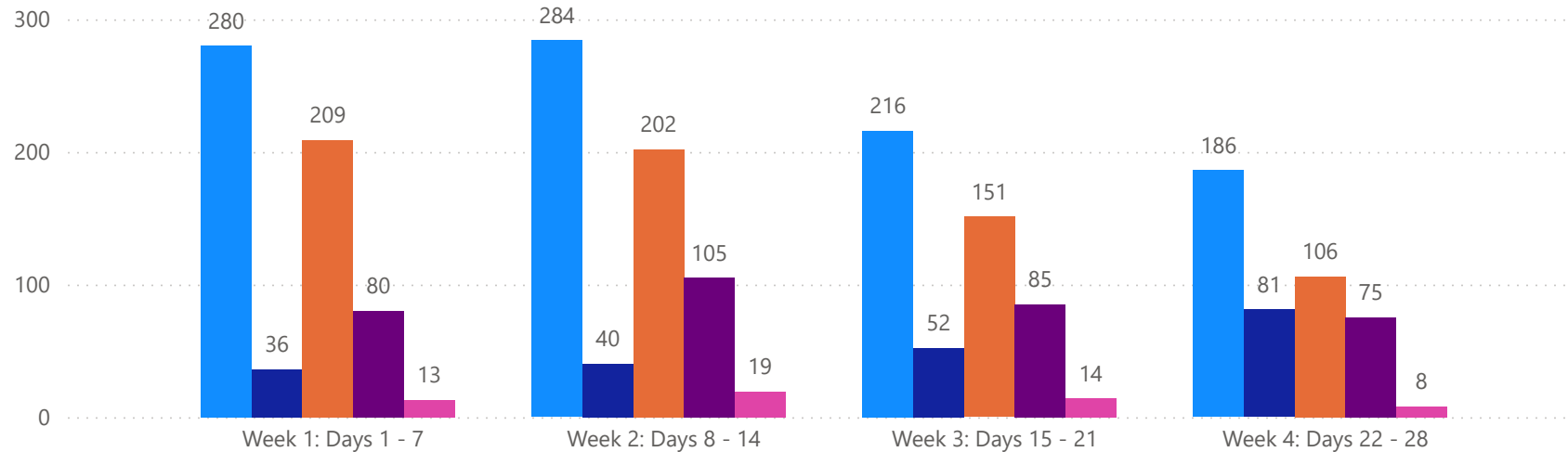


4 WEEK REAL ESTATE MARKET REPORT

MANATEE COUNTY - SINGLE FAMILY HOME

1/28/2026

MLS Status ● Active ● Canceled ● Pending ● Sold ● Temporarily Off-Market



All data is current as of today, though some MLS statuses may have changed from prior days.

TOTALS

MLS Status	4 Week Total
Active	966
Canceled	209
Pending	668
Sold	345
Temporarily Off-Market	54

DAILY MARKET CHANGE

Category	Sum of Manatee
Back on the Market	2
New Listings	43
Price Decrease	130
Price Increase	17

*Back on Market can be from these sources - Pending, Temp Off Market, Cancelled and Expired Listing)

7 DAY SOLD COMPARISON

Closed Prior Year	Volume	Count	Closed Prior Year	Volume	Count
Wednesday, January 28, 2026	\$3,734,680	7	Monday, January 27, 2025	\$11,183,343	16
Tuesday, January 27, 2026	\$3,914,780	10	Sunday, January 26, 2025	\$464,520	1
Monday, January 26, 2026	\$7,202,365	13	Saturday, January 25, 2025	\$516,410	1
Saturday, January 24, 2026	\$1,167,953	2	Friday, January 24, 2025	\$20,379,678	36
Friday, January 23, 2026	\$18,826,942	30	Thursday, January 23, 2025	\$9,541,295	21
Thursday, January 22, 2026	\$9,432,588	18	Wednesday, January 22, 2025	\$9,458,975	15
Total	\$44,279,308	80	Tuesday, January 21, 2025	\$19,754,425	35
			Total	\$71,298,646	125

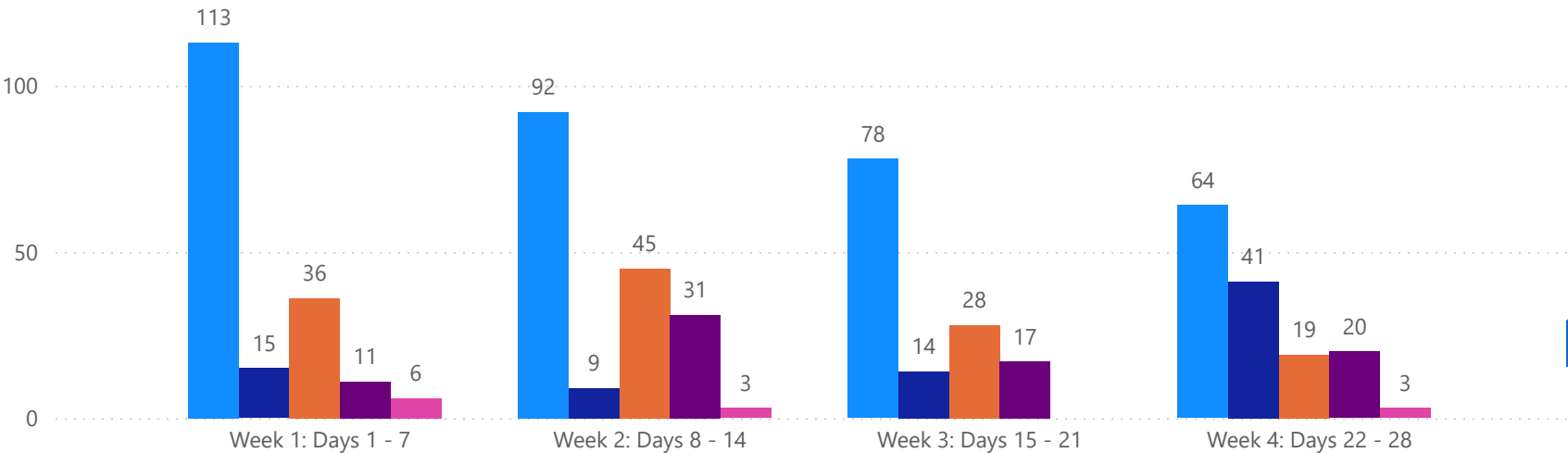


4 WEEK REAL ESTATE MARKET REPORT

MANATEE COUNTY - CONDO

1/28/2026

MlsStatus ● Active ● Canceled ● Pending ● Sold ● Temporarily Off-Market



TOTALS

MLS Status	4 Week Total
Active	347
Canceled	79
Pending	128
Sold	79
Temporarily Off-Market	12

DAILY MARKET CHANGE

Category	Sum of Manatee
Back on the Market	2
New Listings	17
Price Decrease	12
Price Increase	0

*Back on Market can be from these sources - Pending, Temp Off Market, Cancelled and Expired Listing)

7 DAY SOLD COMPARISON

Closed Prior Year	Volume	Count
Wednesday, January 28, 2026	\$138,500	1
Tuesday, January 27, 2026	\$275,000	2
Monday, January 26, 2026	\$570,000	3
Friday, January 23, 2026	\$1,479,000	4
Thursday, January 22, 2026	\$215,000	1
Total	\$2,677,500	11

Closed Prior Year	Volume	Count
Monday, January 27, 2025	\$634,500	2
Friday, January 24, 2025	\$1,747,900	4
Thursday, January 23, 2025	\$983,100	2
Wednesday, January 22, 2025	\$433,000	2
Tuesday, January 21, 2025	\$265,000	1
Total	\$4,063,500	11

