



4 WEEK REAL ESTATE MARKET REPORT

Thursday, January 29, 2026

As of: Friday, January 30, 2026

- 1 Report Breakdown
- 2 Cumulative Tampa Bay Report - Single Family Home
- 3 Cumulative Tampa Bay Report - Condominium
- 4 Pinellas County - Single Family Home
- 5 Pinellas County - Condominium
- 6 Pasco County - Single Family Home
- 7 Pasco County - Condominium
- 8 Hillsborough County - Single Family Home
- 9 Hillsborough County - Condominium
- 10 Sarasota County - Single Family Home
- 11 Sarasota County - Condominium
- 12 Manatee County - Single Family Home
- 13 Manatee County - Condominium

4 WEEK REAL ESTATE MARKET REPORT

REPORT BREAKDOWN

Thursday, January 29, 2026

as of: 1/30/2026

Day 1	Thursday, January 29, 2026
Day 2	Wednesday, January 28, 2026
Day 3	Tuesday, January 27, 2026
Day 4	Monday, January 26, 2026
Day 5	Sunday, January 25, 2026
Day 6	Friday, January 30, 2026
Day 7	Thursday, January 29, 2026
Day 8	Wednesday, January 28, 2026
Day 9	Tuesday, January 27, 2026
Day 10	Monday, January 26, 2026
Day 11	Sunday, January 25, 2026
Day 12	Saturday, January 24, 2026
Day 13	Friday, January 23, 2026
Day 14	Thursday, January 22, 2026
Day 15	Wednesday, January 21, 2026
Day 16	Tuesday, January 20, 2026
Day 17	Monday, January 19, 2026
Day 18	Sunday, January 18, 2026
Day 19	Saturday, January 17, 2026
Day 20	Friday, January 16, 2026
Day 21	Thursday, January 15, 2026
Day 22	Wednesday, January 14, 2026
Day 23	Tuesday, January 13, 2026
Day 24	Monday, January 12, 2026
Day 25	Sunday, January 11, 2026
Day 26	Saturday, January 10, 2026
Day 27	Friday, January 9, 2026
Day 28	Thursday, January 8, 2026

REPORT BREAKDOWN

GRAPH:

Active - Newly listed during the date range

Pending - Status changed to 'pending' during the date range

Sold - Closed during the date range

Canceled - Canceled during the date range

Temp off Market - Status changed to 'temp' off market' during the date range

The date ranges are not cumulative.

Day 1: Thursday, January 29, 2026

Day 28: Thursday, January 8, 2026

TOTALS:

4 Weeks: The summation of each date range (Day 1 - Day 28)

Market Changes

Day 1's New Listings, Price Increase, Price Decreases and Back on Market

Manatee County - Single Family Home

7 Day Sold Comparison

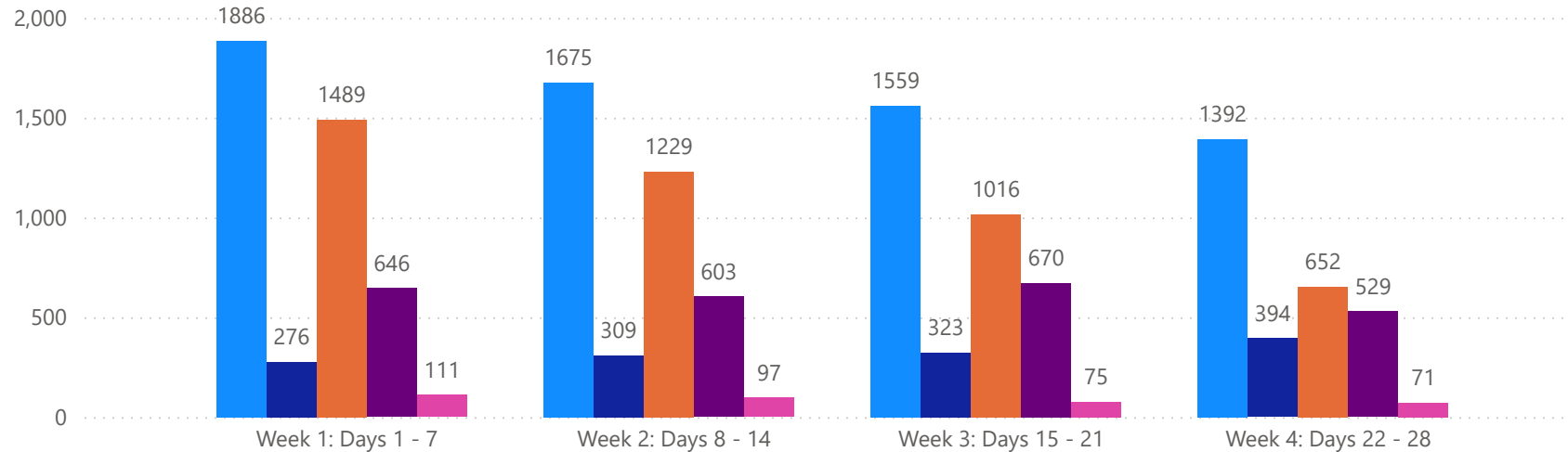
Compares the sold amount and volume in the last 7 days against the same timeframe in the prior year and days 8 - days 14.

4 WEEK REAL ESTATE MARKET REPORT

TAMPA BAY - SINGLE FAMILY HOME

1/29/2026

MLS Status ● Active ● Canceled ● Pending ● Sold ● Temporarily Off-Market



All data is current as of today, though some MLS statuses may have changed from prior days.

TOTALS

MLS Status	4 Week Total
Active	6512
Canceled	1302
Pending	4386
Sold	2448
Temporarily Off-Market	354

DAILY MARKET CHANGE

Category	Sum of Total
Back on the Market	48
New Listings	330
Price Decrease	286
Price Increase	17

*Back on Market can be from these sources - Pending, Temp Off Market, Cancelled and Expired Listing)

7 DAY SOLD COMPARISON

Closed Prior Year	Volume	Count	Closed Prior Year	Volume	Count
Thursday, January 29, 2026	\$59,048,819	95	Tuesday, January 28, 2025	\$71,029,358	126
Wednesday, January 28, 2026	\$61,154,032	122	Monday, January 27, 2025	\$76,101,984	125
Tuesday, January 27, 2026	\$48,621,609	99	Sunday, January 26, 2025	\$996,020	2
Monday, January 26, 2026	\$55,050,126	109	Saturday, January 25, 2025	\$2,186,410	6
Sunday, January 25, 2026	\$1,069,890	3	Friday, January 24, 2025	\$128,855,513	228
Saturday, January 24, 2026	\$4,582,953	6	Thursday, January 23, 2025	\$66,919,457	122
Friday, January 23, 2026	\$115,159,354	212	Wednesday, January 22, 2025	\$52,298,421	97
Total	\$344,686,783	646	Total	\$398,387,163	706

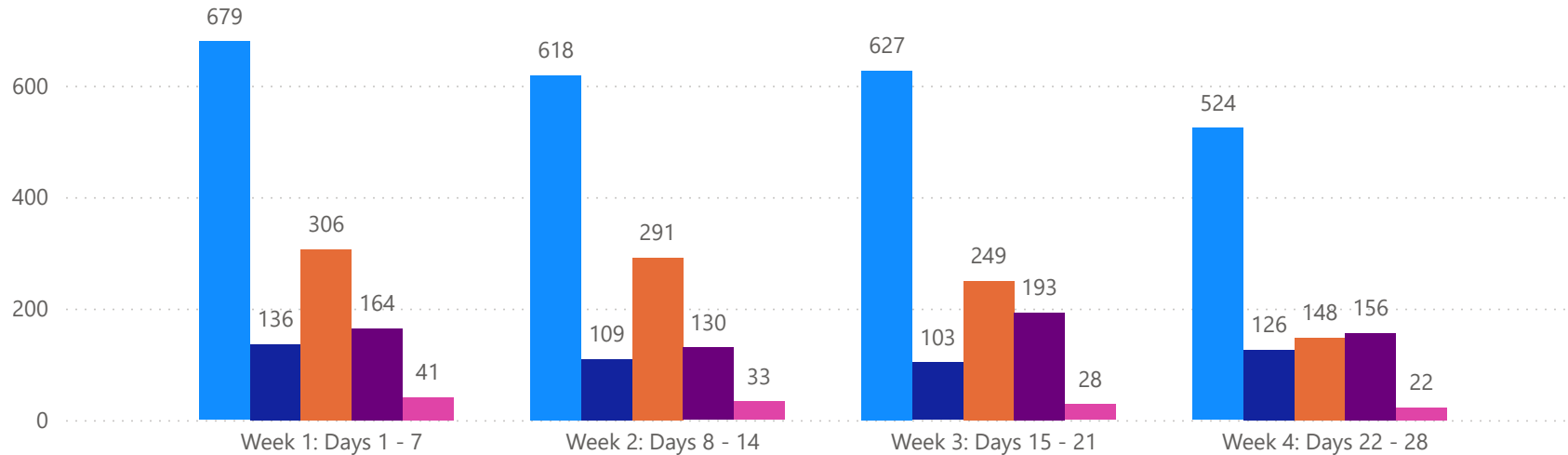


4 WEEK REAL ESTATE MARKET REPORT

TAMPA BAY - CONDO

1/29/2026

MLS Status ● Active ● Canceled ● Pending ● Sold ● Temporarily Off-Market



All data is current as of today, though some MLS statuses may have changed from prior days.

TOTALS

MLS Status	4 Week Total
Active	2448
Canceled	474
Pending	994
Sold	643
Temporarily Off-Market	124

DAILY MARKET CHANGE

Category	Sum of Total
Back on the Market	10
New Listings	98
Price Decrease	99
Price Increase	4

*Back on Market can be from these sources - Pending, Temp Off Market, Cancelled and Expired Listing)

7 DAY SOLD COMPARISON

Closed Prior Year	Volume	Count	Closed Prior Year	Volume	Count
Thursday, January 29, 2026	\$24,321,834	28	Tuesday, January 28, 2025	\$8,779,798	26
Wednesday, January 28, 2026	\$10,669,707	21	Monday, January 27, 2025	\$12,252,900	19
Tuesday, January 27, 2026	\$10,720,275	21	Saturday, January 25, 2025	\$160,000	1
Monday, January 26, 2026	\$15,268,592	26	Friday, January 24, 2025	\$14,138,298	33
Saturday, January 24, 2026	\$410,000	2	Thursday, January 23, 2025	\$8,569,599	23
Friday, January 23, 2026	\$46,735,077	66	Wednesday, January 22, 2025	\$10,354,996	22
Total	\$108,125,485	164	Total	\$54,255,591	124

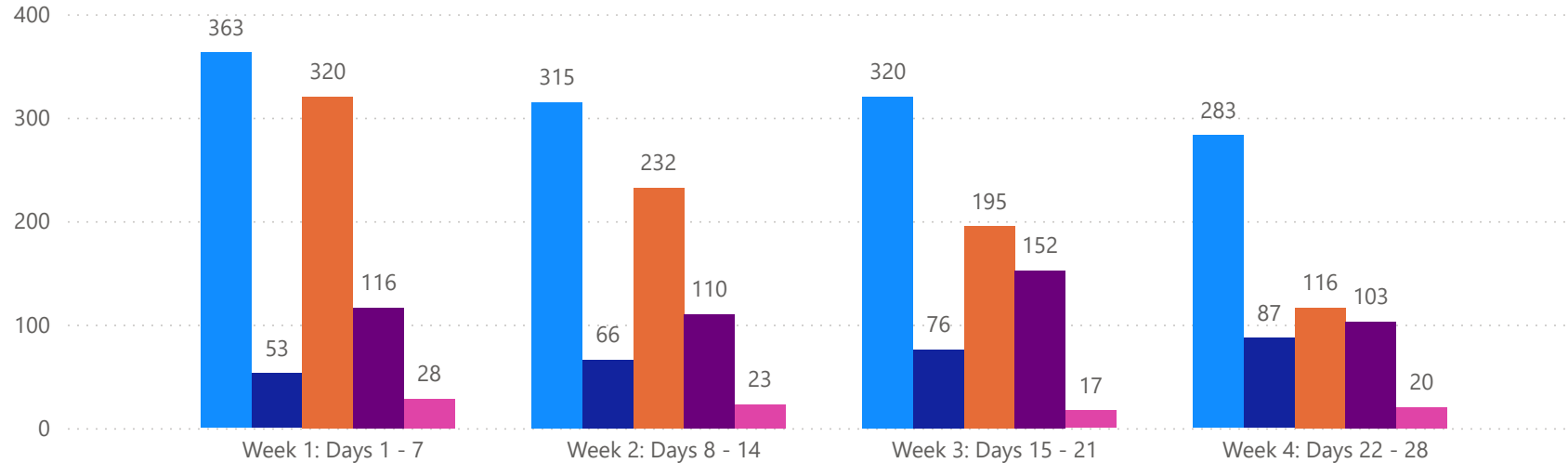


4 WEEK REAL ESTATE MARKET REPORT

PINELLAS COUNTY - SINGLE FAMILY HOME

1/29/2026

MLS Status ● Active ● Canceled ● Pending ● Sold ● Temporarily Off-Market



All data is current as of today, though some MLS statuses may have changed from prior days.

TOTALS

MLS Status	4 Week Total
Active	1281
Canceled	282
Pending	863
Sold	481
Temporarily Off-Market	88

DAILY MARKET CHANGE

Category	Sum of Pinellas
Back on the Market	13
New Listings	72
Price Decrease	58
Price Increase	4

*Back on Market can be from these sources - Pending, Temp Off Market, Cancelled and Expired Listing)

7 DAY SOLD COMPARISON

Closed Prior Year	Volume	Count	Closed Prior Year	Volume	Count
Thursday, January 29, 2026	\$11,283,750	17	Tuesday, January 28, 2025	\$10,596,210	20
Wednesday, January 28, 2026	\$15,018,900	28	Monday, January 27, 2025	\$14,412,100	26
Tuesday, January 27, 2026	\$8,567,000	14	Sunday, January 26, 2025	\$531,500	1
Monday, January 26, 2026	\$5,298,999	13	Friday, January 24, 2025	\$29,020,875	55
Sunday, January 25, 2026	\$440,000	1	Thursday, January 23, 2025	\$12,548,925	24
Saturday, January 24, 2026	\$1,480,000	1	Wednesday, January 22, 2025	\$12,350,600	19
Friday, January 23, 2026	\$21,349,817	42	Total	\$79,460,210	145
Total	\$63,438,466	116			

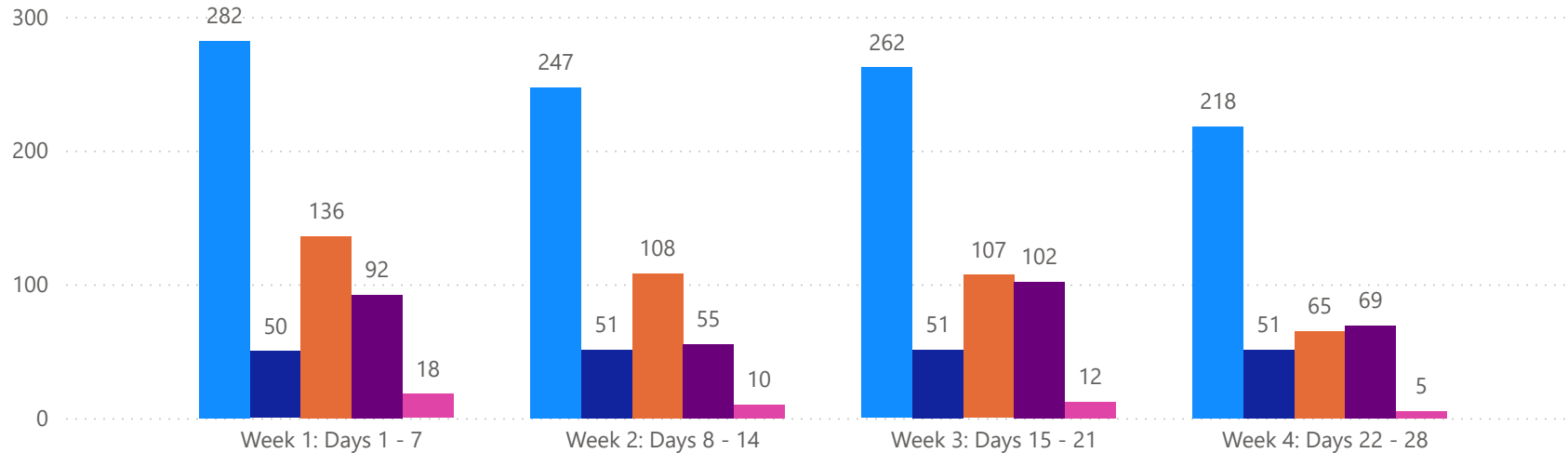


4 WEEK REAL ESTATE MARKET REPORT

PINELLAS COUNTY - CONDO

1/29/2026

MLSStatus ● Active ● Canceled ● Pending ● Sold ● Temporarily Off-Market



All data is current as of today, though some MLS statuses may have changed from prior days.

TOTALS

MLS Status	4 Week Total
Active	1009
Canceled	203
Pending	416
Sold	318
Temporarily Off-Market	45

DAILY MARKET CHANGE

Category	Sum of Pinellas
Back on the Market	3
New Listings	34
Price Decrease	49
Price Increase	2

*Back on Market can be from these sources - Pending, Temp Off Market, Cancelled and Expired Listing)

7 DAY SOLD COMPARISON

Closed Prior Year	Volume	Count	Closed Prior Year	Volume	Count
Thursday, January 29, 2026	\$16,176,834	17	Tuesday, January 28, 2025	\$2,691,900	9
Wednesday, January 28, 2026	\$5,027,207	9	Monday, January 27, 2025	\$7,605,000	10
Tuesday, January 27, 2026	\$8,576,275	13	Saturday, January 25, 2025	\$160,000	1
Monday, January 26, 2026	\$9,659,692	14	Friday, January 24, 2025	\$5,569,900	16
Friday, January 23, 2026	\$35,037,577	39	Thursday, January 23, 2025	\$1,640,000	9
Total	\$74,477,585	92	Wednesday, January 22, 2025	\$3,983,500	9
			Total	\$21,650,300	54

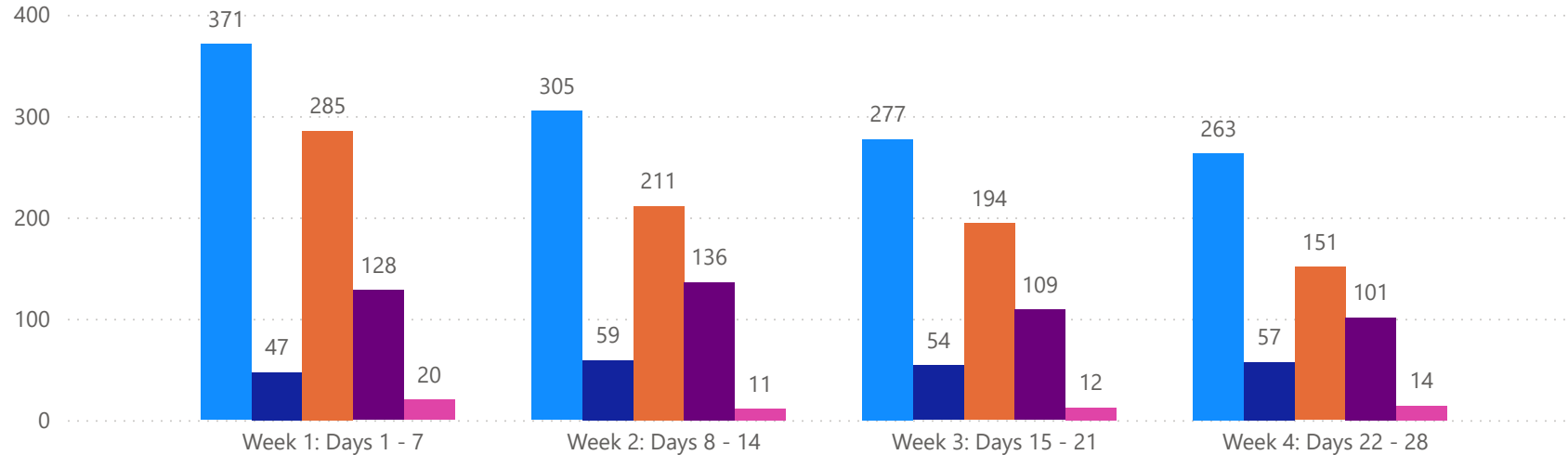


4 WEEK REAL ESTATE MARKET REPORT

PASCO COUNTY - SINGLE FAMILY HOME

1/29/2026

MLSStatus ● Active ● Canceled ● Pending ● Sold ● Temporarily Off-Market



All data is current as of today, though some MLS statuses may have changed from prior days.

TOTALS

MLS Status	4 Week Total
Active	1216
Canceled	217
Pending	841
Sold	474
Temporarily Off-Market	57

DAILY MARKET CHANGE

Category	Sum of Pasco
Back on the Market	10
New Listings	69
Price Decrease	50
Price Increase	4

*Back on Market can be from these sources - Pending, Temp Off Market, Cancelled and Expired Listing)

7 DAY SOLD COMPARISON

Closed Prior Year	Volume	Count	Closed Prior Year	Volume	Count
Thursday, January 29, 2026	\$9,099,407	20	Tuesday, January 28, 2025	\$13,574,222	29
Wednesday, January 28, 2026	\$10,572,609	28	Monday, January 27, 2025	\$12,686,328	26
Tuesday, January 27, 2026	\$7,404,598	17	Saturday, January 25, 2025	\$440,000	2
Monday, January 26, 2026	\$9,380,434	26	Friday, January 24, 2025	\$16,758,099	41
Sunday, January 25, 2026	\$629,890	2	Thursday, January 23, 2025	\$8,845,225	23
Friday, January 23, 2026	\$13,404,714	35	Wednesday, January 22, 2025	\$9,804,210	24
Total	\$50,491,652	128	Total	\$62,108,084	145

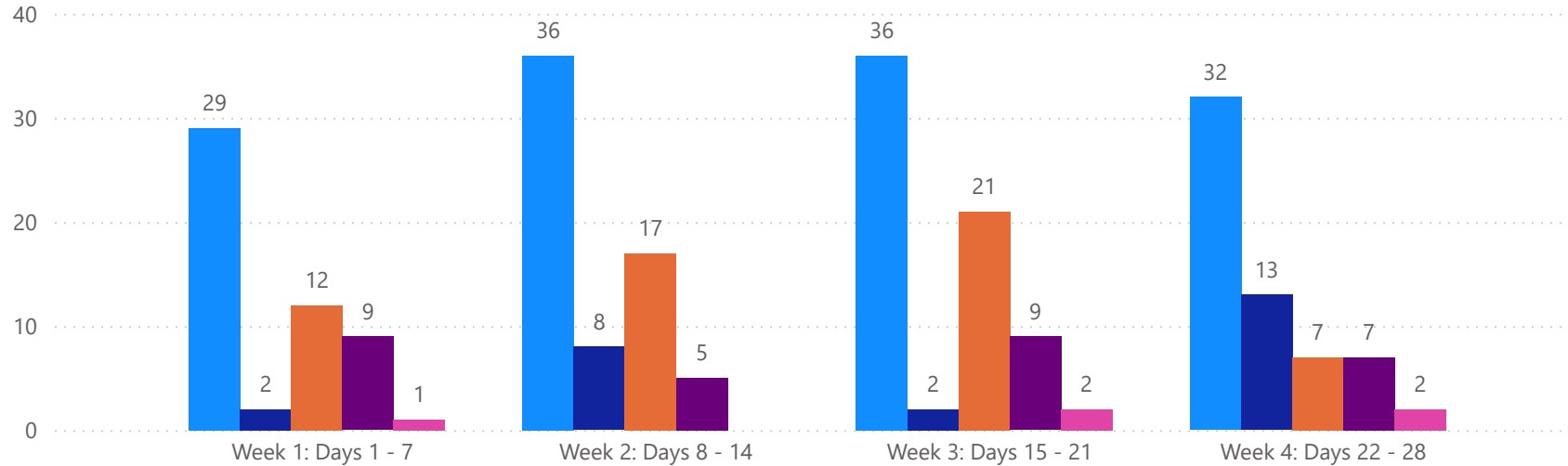


4 WEEK REAL ESTATE MARKET REPORT

PASCO COUNTY - CONDO

1/29/2026

MLS Status ● Active ● Canceled ● Pending ● Sold ● Temporarily Off-Market



All data is current as of today, though some MLS statuses may have changed from prior days.

TOTALS

MLS Status	4 Week Total
Active	133
Canceled	25
Pending	57
Sold	30
Temporarily Off-Market	5

DAILY MARKET CHANGE

Category	Sum of Pasco
Back on the Market	2
New Listings	4
Price Decrease	6
Price Increase	0

*Back on Market can be from these sources - Pending, Temp Off Market, Cancelled and Expired Listing)

7 DAY SOLD COMPARISON

Closed Prior Year	Volume	Count	Closed Prior Year	Volume	Count
Thursday, January 29, 2026	\$115,000	1	Tuesday, January 28, 2025	\$275,000	1
Wednesday, January 28, 2026	\$107,500	1	Monday, January 27, 2025	\$164,000	1
Monday, January 26, 2026	\$155,000	1	Friday, January 24, 2025	\$100,000	1
Friday, January 23, 2026	\$839,500	6	Total	\$539,000	3
Total	\$1,217,000	9			

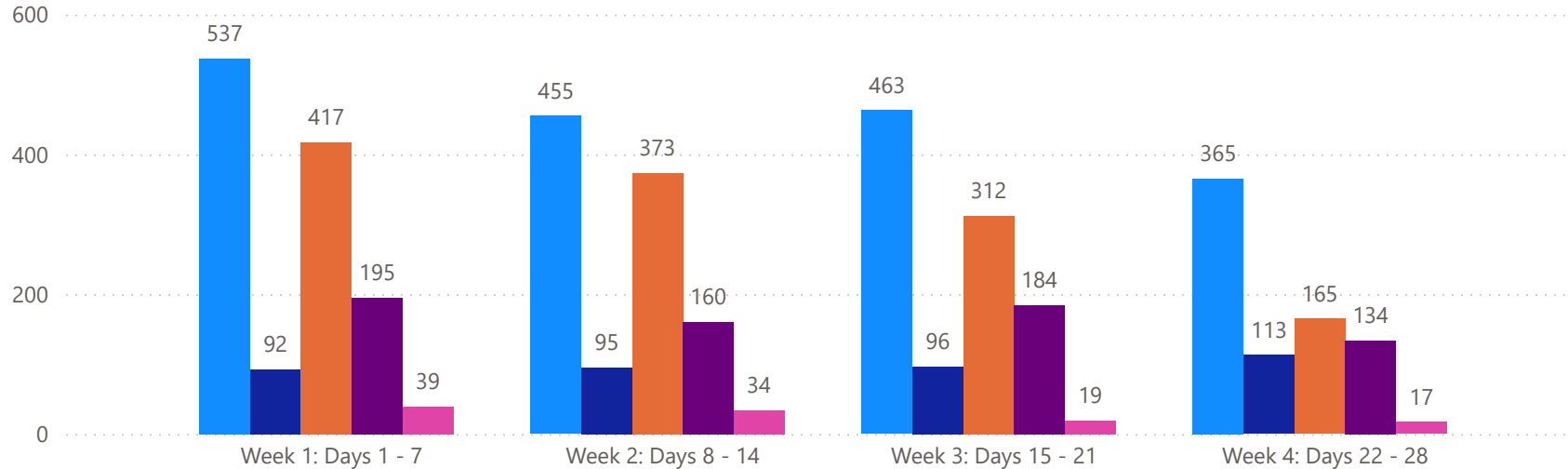


4 WEEK REAL ESTATE MARKET REPORT

HILLSBOROUGH COUNTY - SINGLE FAMILY HOME

1/29/2026

MLS Status ● Active ● Canceled ● Pending ● Sold ● Temporarily Off-Market



All data is current as of today, though some MLS statuses may have changed from prior days.

TOTALS

MLS Status	4 Week Total
Active	1820
Canceled	396
Pending	1267
Sold	673
Temporarily Off-Market	109

DAILY MARKET CHANGE

Category	Sum of Hillsborough	*Back on Market can be from these sources - Pending, Temp Off Market, Cancelled and Expired Listing)
Back on the Market	12	
New Listings	89	
Price Decrease	69	
Price Increase	5	

7 DAY SOLD COMPARISON

Closed Prior Year	Volume	Count	Closed Prior Year	Volume	Count
Thursday, January 29, 2026	\$14,286,140	20	Tuesday, January 28, 2025	\$18,009,002	36
Wednesday, January 28, 2026	\$21,224,649	38	Monday, January 27, 2025	\$20,885,155	35
Tuesday, January 27, 2026	\$16,586,940	39	Saturday, January 25, 2025	\$295,000	1
Monday, January 26, 2026	\$14,886,329	34	Friday, January 24, 2025	\$32,667,030	70
Saturday, January 24, 2026	\$1,935,000	3	Thursday, January 23, 2025	\$18,353,420	32
Friday, January 23, 2026	\$29,540,749	61	Wednesday, January 22, 2025	\$8,958,533	21
Total	\$98,459,807	195	Total	\$99,168,140	195

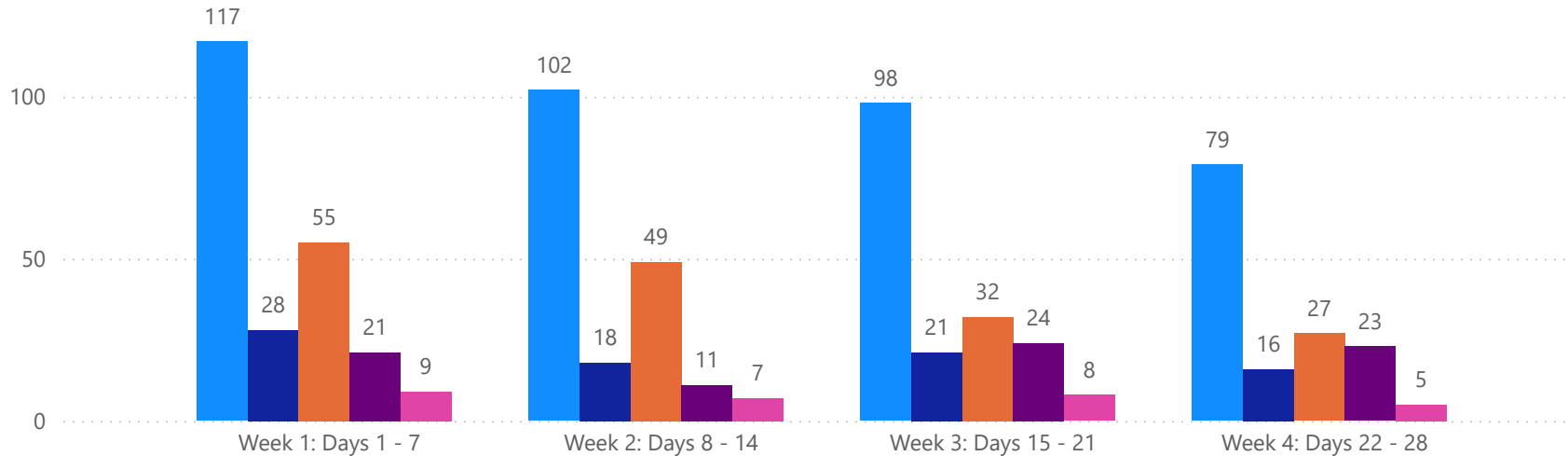


4 WEEK REAL ESTATE MARKET REPORT

HILLSBOROUGH COUNTY - CONDO

1/29/2026

MLS Status ● Active ● Canceled ● Pending ● Sold ● Temporarily Off-Market



All data is current as of today, though some MLS statuses may have changed from prior days.

TOTALS

MLS Status	4 Week Total
Active	396
Canceled	83
Pending	163
Sold	79
Temporarily Off-Market	29

DAILY MARKET CHANGE

Category	Sum of Hillsborough	*Back on Market can be from these sources - Pending, Temp Off Market, Cancelled and Expired Listing)
Back on the Market	0	
New Listings	13	
Price Decrease	12	
Price Increase	0	

7 DAY SOLD COMPARISON

Closed Prior Year	Volume	Count	Closed Prior Year	Volume	Count
Thursday, January 29, 2026	\$1,995,000	2	Tuesday, January 28, 2025	\$670,000	2
Wednesday, January 28, 2026	\$2,553,000	4	Monday, January 27, 2025	\$1,409,900	3
Tuesday, January 27, 2026	\$406,000	2	Friday, January 24, 2025	\$507,500	3
Monday, January 26, 2026	\$2,525,000	2	Thursday, January 23, 2025	\$3,137,999	7
Saturday, January 24, 2026	\$250,000	1	Wednesday, January 22, 2025	\$990,000	2
Friday, January 23, 2026	\$6,238,000	10	Total	\$6,715,399	17
Total	\$13,967,000	21			

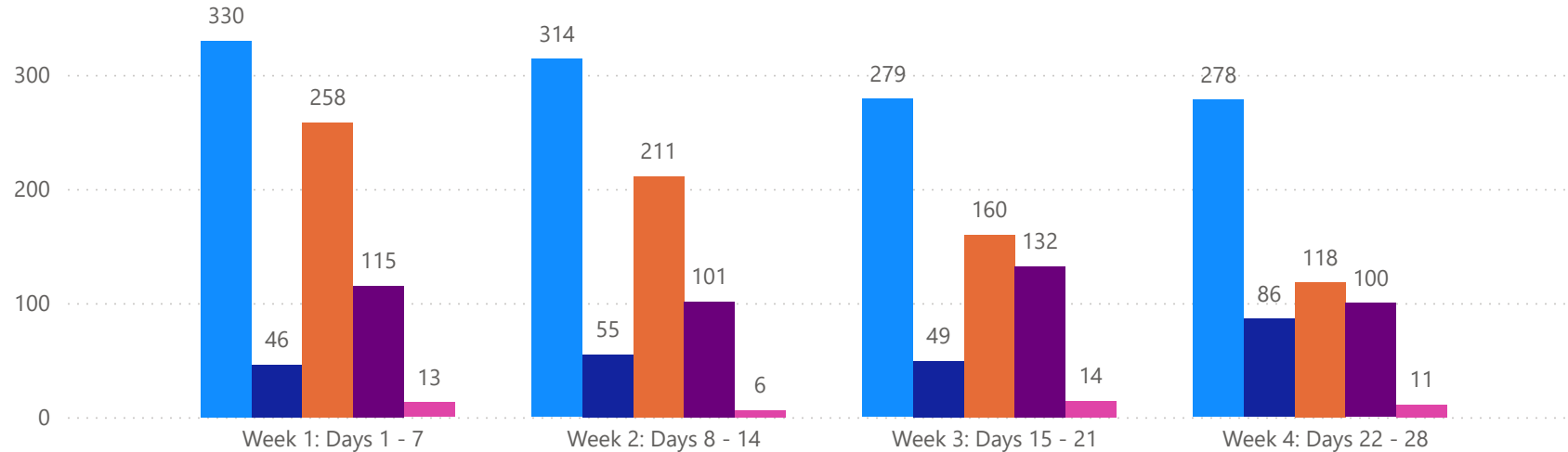


4 WEEK REAL ESTATE MARKET REPORT

SARASOTA COUNTY - SINGLE FAMILY HOME

1/29/2026

MLS Status ● Active ● Canceled ● Pending ● Sold ● Temporarily Off-Market



All data is current as of today, though some MLS statuses may have changed from prior days.

TOTALS

MLS Status	4 Week Total
Active	1201
Canceled	236
Pending	747
Sold	448
Temporarily Off-Market	44

DAILY MARKET CHANGE

Category	Sum of Sarasota
Back on the Market	8
New Listings	42
Price Decrease	54
Price Increase	1

*Back on Market can be from these sources - Pending, Temp Off Market, Cancelled and Expired Listing)

7 DAY SOLD COMPARISON

Closed Prior Year	Volume	Count	Closed Prior Year	Volume	Count
Thursday, January 29, 2026	\$17,018,806	24	Tuesday, January 28, 2025	\$11,812,687	15
Wednesday, January 28, 2026	\$4,929,900	10	Monday, January 27, 2025	\$16,935,058	22
Tuesday, January 27, 2026	\$9,939,918	15	Saturday, January 25, 2025	\$935,000	2
Monday, January 26, 2026	\$17,921,999	22	Friday, January 24, 2025	\$30,029,831	26
Friday, January 23, 2026	\$32,037,132	44	Thursday, January 23, 2025	\$17,630,592	22
Total	\$81,847,755	115	Wednesday, January 22, 2025	\$11,726,103	18
			Total	\$89,069,271	105

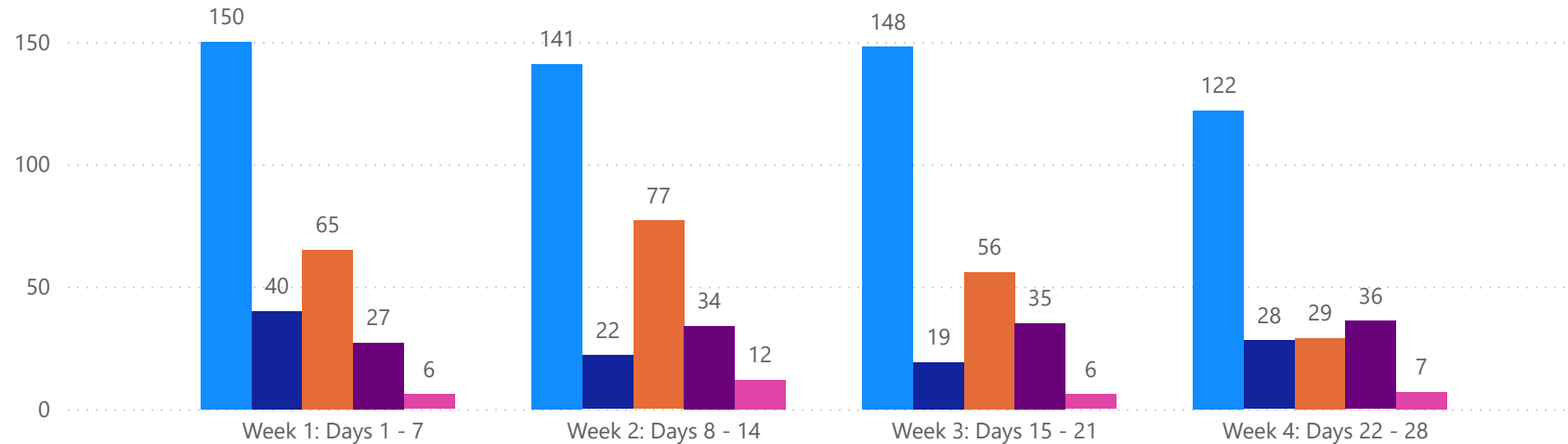


4 WEEK REAL ESTATE MARKET REPORT

SARASOTA COUNTY - CONDO

1/29/2026

MLS Status ● Active ● Canceled ● Pending ● Sold ● Temporarily Off-Market



All data is current as of today, though some MLS statuses may have changed from prior days.

TOTALS

MLS Status	4 Week Total
Active	561
Canceled	109
Pending	227
Sold	132
Temporarily Off-Market	31

DAILY MARKET CHANGE

Category	Sum of Sarasota
Back on the Market	4
New Listings	37
Price Decrease	19
Price Increase	2

*Back on Market can be from these sources - Pending, Temp Off Market, Cancelled and Expired Listing)

7 DAY SOLD COMPARISON

Closed Prior Year	Volume	Count	Closed Prior Year	Volume	Count
Thursday, January 29, 2026	\$5,735,000	6	Tuesday, January 28, 2025	\$4,250,398	10
Wednesday, January 28, 2026	\$2,345,000	4	Monday, January 27, 2025	\$2,439,500	3
Tuesday, January 27, 2026	\$1,198,000	3	Friday, January 24, 2025	\$6,212,998	9
Monday, January 26, 2026	\$2,358,900	6	Thursday, January 23, 2025	\$2,808,500	5
Saturday, January 24, 2026	\$160,000	1	Wednesday, January 22, 2025	\$4,948,496	9
Friday, January 23, 2026	\$3,141,000	7	Total	\$20,659,892	36
Total	\$14,937,900	27			

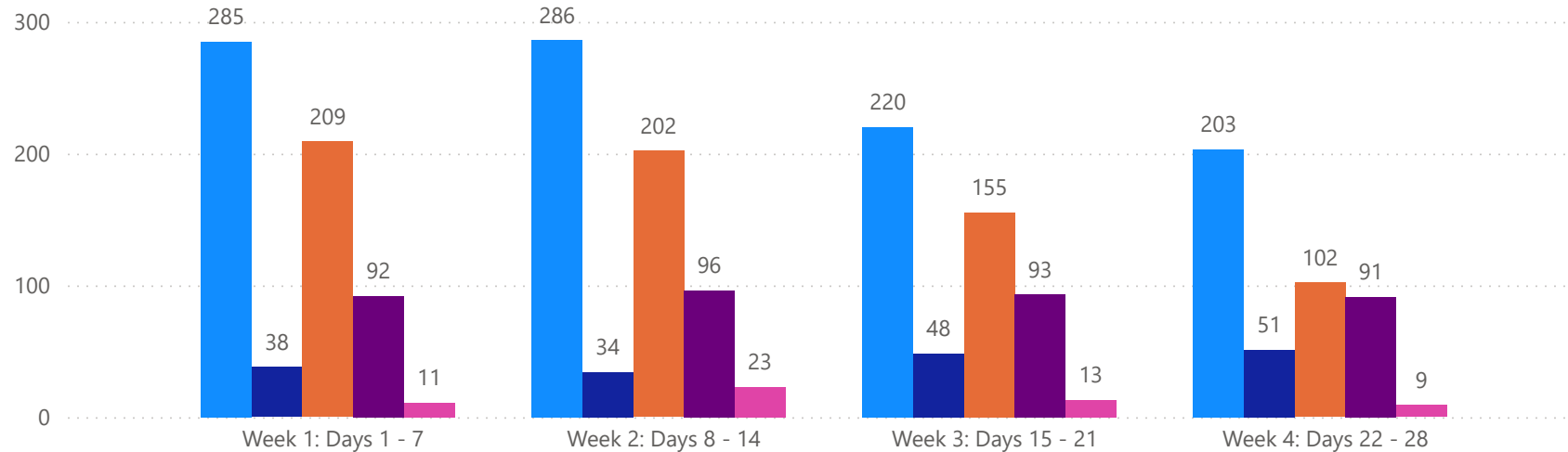


4 WEEK REAL ESTATE MARKET REPORT

MANATEE COUNTY - SINGLE FAMILY HOME

1/29/2026

MLS Status ● Active ● Canceled ● Pending ● Sold ● Temporarily Off-Market



All data is current as of today, though some MLS statuses may have changed from prior days.

TOTALS

MLS Status	4 Week Total
Active	994
Canceled	171
Pending	668
Sold	372
Temporarily Off-Market	56

DAILY MARKET CHANGE

Category	Sum of Manatee
Back on the Market	5
New Listings	58
Price Decrease	55
Price Increase	3

*Back on Market can be from these sources - Pending, Temp Off Market, Cancelled and Expired Listing)

7 DAY SOLD COMPARISON

Closed Prior Year	Volume	Count	Closed Prior Year	Volume	Count
Thursday, January 29, 2026	\$7,360,716	14	Tuesday, January 28, 2025	\$17,037,237	26
Wednesday, January 28, 2026	\$9,407,974	18	Monday, January 27, 2025	\$11,183,343	16
Tuesday, January 27, 2026	\$6,123,153	14	Sunday, January 26, 2025	\$464,520	1
Monday, January 26, 2026	\$7,562,365	14	Saturday, January 25, 2025	\$516,410	1
Saturday, January 24, 2026	\$1,167,953	2	Friday, January 24, 2025	\$20,379,678	36
Friday, January 23, 2026	\$18,826,942	30	Thursday, January 23, 2025	\$9,541,295	21
Total	\$50,449,103	92	Wednesday, January 22, 2025	\$9,458,975	15
			Total	\$68,581,458	116

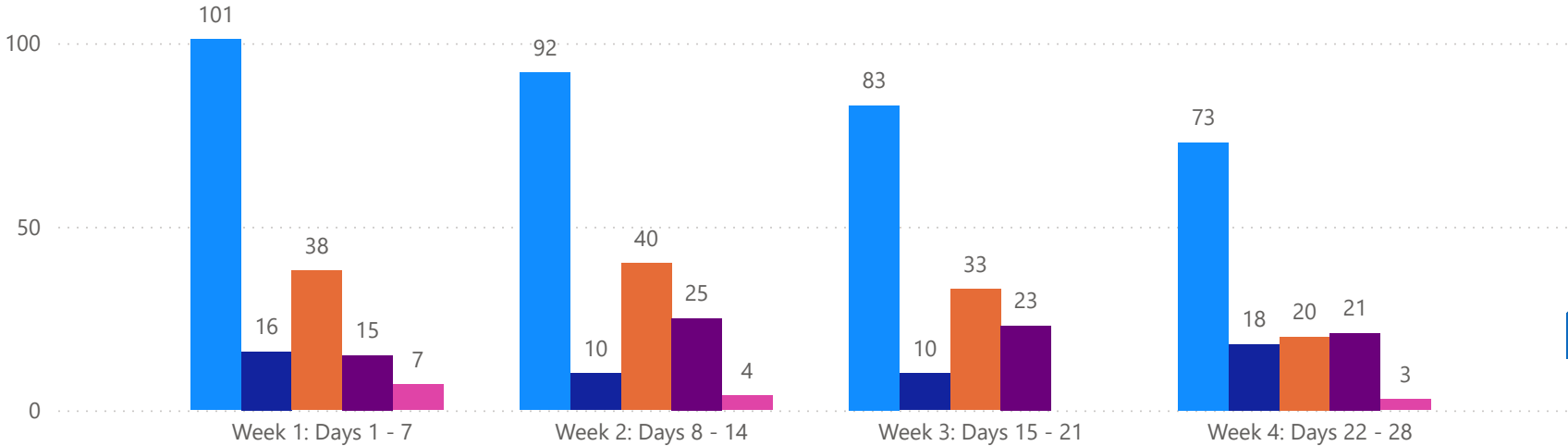


4 WEEK REAL ESTATE MARKET REPORT

MANATEE COUNTY - CONDO

1/29/2026

MLS Status ● Active ● Canceled ● Pending ● Sold ● Temporarily Off-Market



TOTALS

MLS Status	4 Week Total
Active	349
Canceled	54
Pending	131
Sold	84
Temporarily Off-Market	14

DAILY MARKET CHANGE

Category	Sum of Manatee
Back on the Market	1
New Listings	10
Price Decrease	13
Price Increase	0

*Back on Market can be from these sources - Pending, Temp Off Market, Cancelled and Expired Listing)

7 DAY SOLD COMPARISON

Closed Prior Year	Volume	Count
Thursday, January 29, 2026	\$300,000	2
Wednesday, January 28, 2026	\$637,000	3
Tuesday, January 27, 2026	\$540,000	3
Monday, January 26, 2026	\$570,000	3
Friday, January 23, 2026	\$1,479,000	4
Total	\$3,526,000	15

Closed Prior Year	Volume	Count
Tuesday, January 28, 2025	\$892,500	4
Monday, January 27, 2025	\$634,500	2
Friday, January 24, 2025	\$1,747,900	4
Thursday, January 23, 2025	\$983,100	2
Wednesday, January 22, 2025	\$433,000	2
Total	\$4,691,000	14

