



4 WEEK REAL ESTATE MARKET REPORT

Sunday, February 8, 2026

As of: Monday, February 9, 2026

- 1 Report Breakdown
- 2 Cumulative Tampa Bay Report - Single Family Home
- 3 Cumulative Tampa Bay Report - Condominium
- 4 Pinellas County - Single Family Home
- 5 Pinellas County - Condominium
- 6 Pasco County - Single Family Home
- 7 Pasco County - Condominium
- 8 Hillsborough County - Single Family Home
- 9 Hillsborough County - Condominium
- 10 Sarasota County - Single Family Home
- 11 Sarasota County - Condominium
- 12 Manatee County - Single Family Home
- 13 Manatee County - Condominium

4 WEEK REAL ESTATE MARKET REPORT

REPORT BREAKDOWN

Sunday, February 8, 2026

as of: 2/9/2026

Day 1	Sunday, February 8, 2026
Day 2	Saturday, February 7, 2026
Day 3	Friday, February 6, 2026
Day 4	Thursday, February 5, 2026
Day 5	Wednesday, February 4, 2026
Day 6	Monday, February 9, 2026
Day 7	Sunday, February 8, 2026
Day 8	Saturday, February 7, 2026
Day 9	Friday, February 6, 2026
Day 10	Thursday, February 5, 2026
Day 11	Wednesday, February 4, 2026
Day 12	Tuesday, February 3, 2026
Day 13	Monday, February 2, 2026
Day 14	Sunday, February 1, 2026
Day 15	Saturday, January 31, 2026
Day 16	Friday, January 30, 2026
Day 17	Thursday, January 29, 2026
Day 18	Wednesday, January 28, 2026
Day 19	Tuesday, January 27, 2026
Day 20	Monday, January 26, 2026
Day 21	Sunday, January 25, 2026
Day 22	Saturday, January 24, 2026
Day 23	Friday, January 23, 2026
Day 24	Thursday, January 22, 2026
Day 25	Wednesday, January 21, 2026
Day 26	Tuesday, January 20, 2026
Day 27	Monday, January 19, 2026
Day 28	Sunday, January 18, 2026

REPORT BREAKDOWN

GRAPH:

Active - Newly listed during the date range

Pending - Status changed to 'pending' during the date range

Sold - Closed during the date range

Canceled - Canceled during the date range

Temp off Market - Status changed to 'temp' off market' during the date range

The date ranges are not cumulative.

Day 1: Sunday, February 8, 2026

Day 28: Sunday, January 18, 2026

TOTALS:

4 Weeks: The summation of each date range (Day 1 - Day 28)

Market Changes

Day 1's New Listings, Price Increase, Price Decreases and Back on Market

Manatee County - Single Family Home

7 Day Sold Comparison

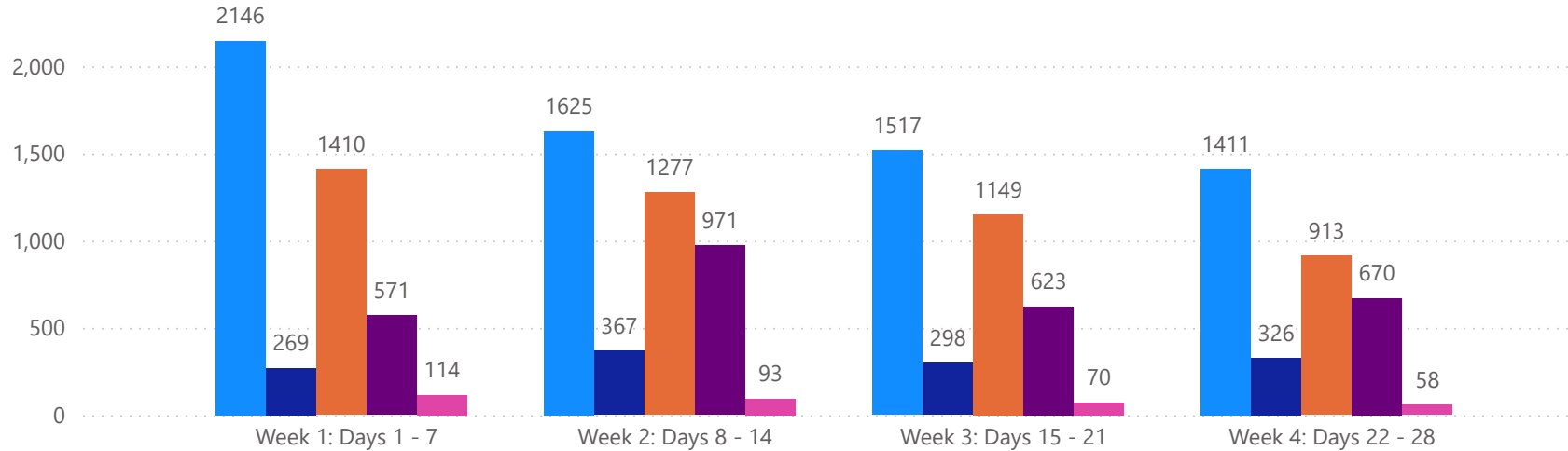
Compares the sold amount and volume in the last 7 days against the same timeframe in the prior year and days 8 - days 14.

4 WEEK REAL ESTATE MARKET REPORT

TAMPA BAY - SINGLE FAMILY HOME

2/8/2026

MLS Status ● Active ● Canceled ● Pending ● Sold ● Temporarily Off-Market



All data is current as of today, though some MLS statuses may have changed from prior days.

TOTALS

MLS Status	4 Week Total
Active	6699
Canceled	1260
Pending	4749
Sold	2835
Temporarily Off-Market	335

DAILY MARKET CHANGE

Category	Sum of Total
Back on the Market	46
New Listings	207
Price Decrease	295
Price Increase	30

*Back on Market can be from these sources - Pending, Temp Off Market, Cancelled and Expired Listing)

7 DAY SOLD COMPARISON

Closed Prior Year	Volume	Count	Closed Prior Year	Volume	Count
Sunday, February 08, 2026	\$3,306,000	2	Friday, February 07, 2025	\$129,691,746	235
Saturday, February 07, 2026	\$950,000	1	Thursday, February 06, 2025	\$61,684,583	109
Friday, February 06, 2026	\$73,651,242	135	Wednesday, February 05, 2025	\$54,227,613	108
Thursday, February 05, 2026	\$69,962,835	111	Tuesday, February 04, 2025	\$53,531,311	90
Wednesday, February 04, 2026	\$38,788,950	79	Monday, February 03, 2025	\$90,923,934	146
Tuesday, February 03, 2026	\$52,939,529	89	Sunday, February 02, 2025	\$1,423,000	3
Monday, February 02, 2026	\$94,623,916	154	Saturday, February 01, 2025	\$2,646,400	8
Total	\$334,222,472	571	Total	\$394,128,587	699

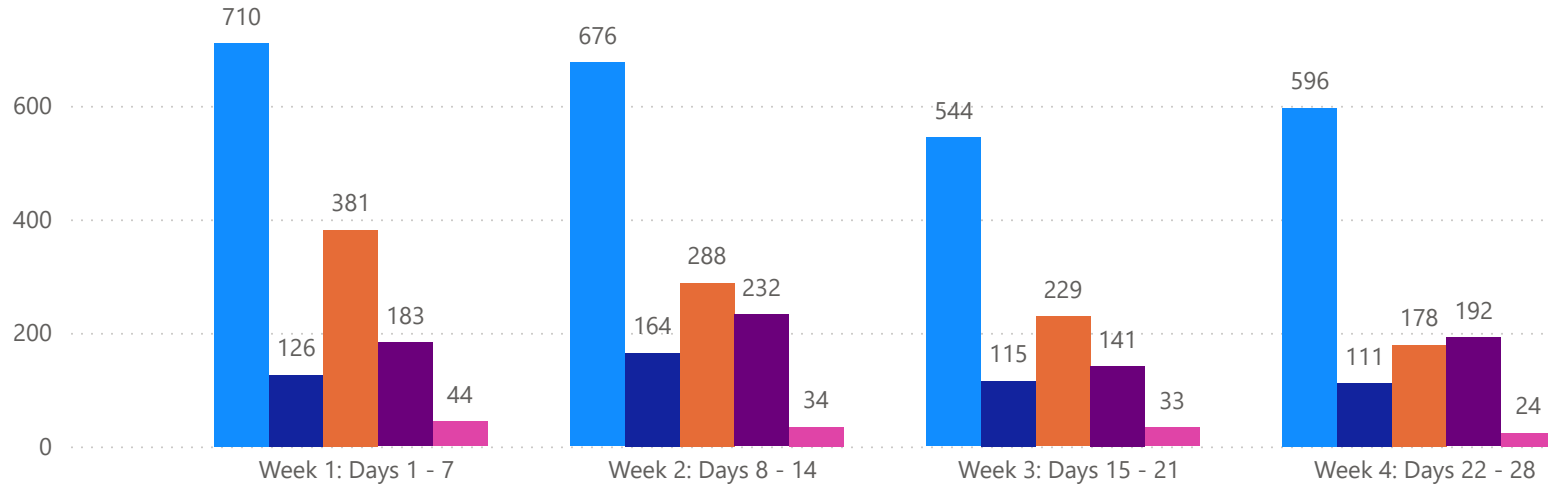


4 WEEK REAL ESTATE MARKET REPORT

TAMPA BAY - CONDO

2/8/2026

MLS Status ● Active ● Canceled ● Pending ● Sold ● Temporarily Off-Market



All data is current as of today, though some MLS statuses may have changed from prior days.

TOTALS

MLS Status	4 Week Total
Active	2526
Canceled	516
Pending	1076
Sold	748
Temporarily Off-Market	135

DAILY MARKET CHANGE

Category	Sum of Total
Back on the Market	17
New Listings	80
Price Decrease	142
Price Increase	4

*Back on Market can be from these sources - Pending, Temp Off Market, Cancelled and Expired Listing)

7 DAY SOLD COMPARISON

Closed Prior Year	Volume	Count	Closed Prior Year	Volume	Count
Friday, February 06, 2026	\$26,929,760	39	Friday, February 07, 2025	\$18,630,200	46
Thursday, February 05, 2026	\$21,507,530	33	Thursday, February 06, 2025	\$8,317,800	22
Wednesday, February 04, 2026	\$16,610,632	29	Wednesday, February 05, 2025	\$8,958,000	23
Tuesday, February 03, 2026	\$31,454,027	40	Tuesday, February 04, 2025	\$9,416,800	19
Monday, February 02, 2026	\$45,743,039	42	Monday, February 03, 2025	\$12,149,300	22
Total	\$142,244,988	183	Saturday, February 01, 2025	\$350,000	2
			Total	\$57,822,100	134

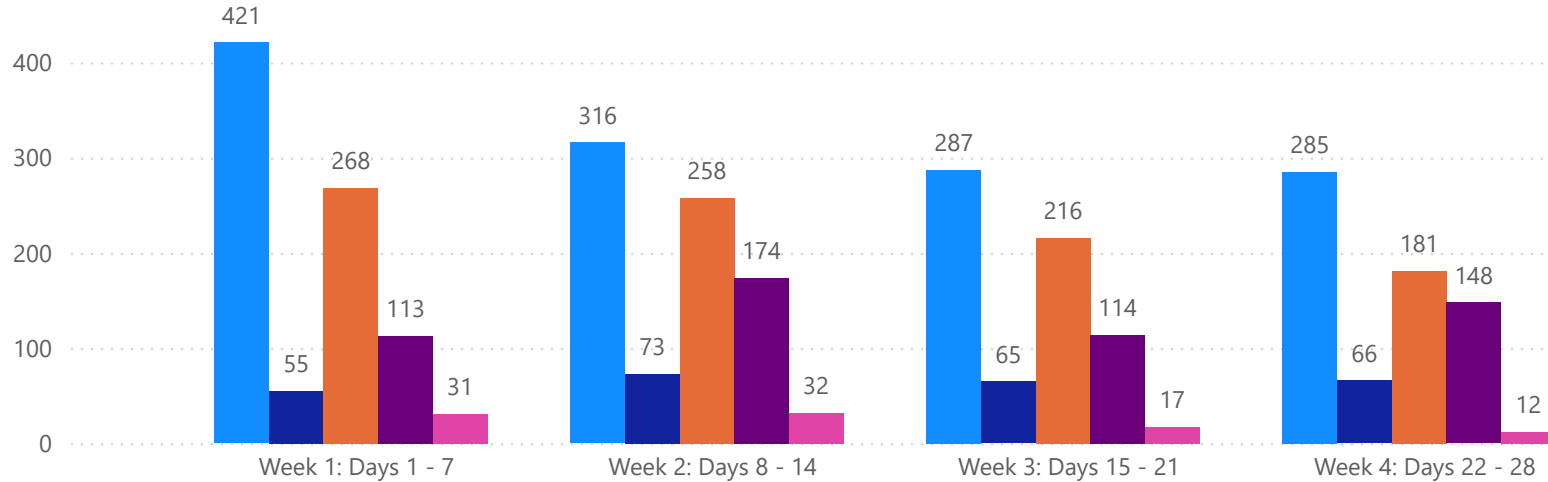


4 WEEK REAL ESTATE MARKET REPORT

PINELLAS COUNTY - SINGLE FAMILY HOME

2/8/2026

MLS Status ● Active ● Canceled ● Pending ● Sold ● Temporarily Off-Market



All data is current as of today, though some MLS statuses may have changed from prior days.

TOTALS

MLS Status	4 Week Total
Active	1309
Canceled	259
Pending	923
Sold	549
Temporarily Off-Market	92

DAILY MARKET CHANGE

Category	Sum of Pinellas
Back on the Market	9
New Listings	28
Price Decrease	62
Price Increase	1

*Back on Market can be from these sources - Pending, Temp Off Market, Cancelled and Expired Listing)

7 DAY SOLD COMPARISON

Closed Prior Year	Volume	Count	Closed Prior Year	Volume	Count
Sunday, February 08, 2026	\$3,306,000	2	Friday, February 07, 2025	\$29,796,470	50
Friday, February 06, 2026	\$20,472,800	34	Thursday, February 06, 2025	\$19,144,790	37
Thursday, February 05, 2026	\$7,961,200	17	Wednesday, February 05, 2025	\$12,414,100	22
Wednesday, February 04, 2026	\$6,579,000	16	Tuesday, February 04, 2025	\$8,299,393	18
Tuesday, February 03, 2026	\$14,244,600	16	Monday, February 03, 2025	\$25,789,800	43
Monday, February 02, 2026	\$18,354,000	28	Saturday, February 01, 2025	\$638,000	1
Total	\$70,917,600	113	Total	\$96,082,553	171

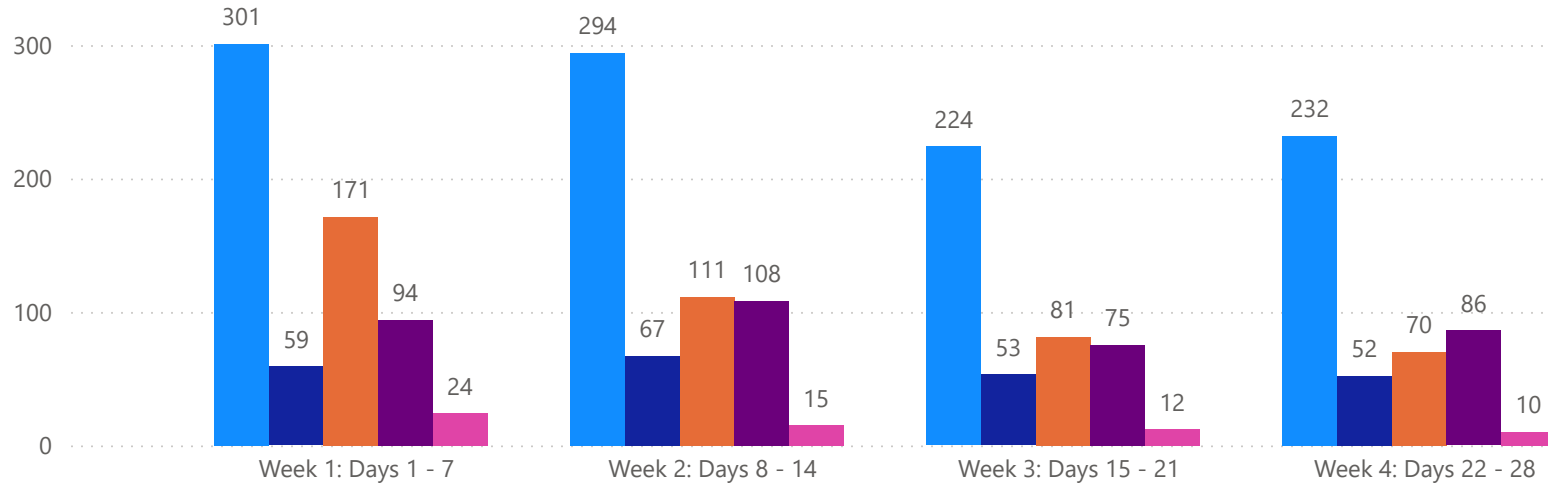


4 WEEK REAL ESTATE MARKET REPORT

PINELLAS COUNTY - CONDO

2/8/2026

MlsStatus ● Active ● Canceled ● Pending ● Sold ● Temporarily Off-Market



All data is current as of today, though some MLS statuses may have changed from prior days.

TOTALS

MLS Status	4 Week Total
Active	1051
Canceled	231
Pending	433
Sold	363
Temporarily Off-Market	61

DAILY MARKET CHANGE

Category	Sum of Pinellas
Back on the Market	5
New Listings	39
Price Decrease	48
Price Increase	1

*Back on Market can be from these sources - Pending, Temp Off Market, Cancelled and Expired Listing)

7 DAY SOLD COMPARISON

Closed Prior Year	Volume	Count	Closed Prior Year	Volume	Count
Friday, February 06, 2026	\$17,137,760	20	Friday, February 07, 2025	\$8,771,900	24
Thursday, February 05, 2026	\$15,854,030	21	Thursday, February 06, 2025	\$3,972,900	9
Wednesday, February 04, 2026	\$9,211,632	12	Wednesday, February 05, 2025	\$4,368,000	12
Tuesday, February 03, 2026	\$17,632,527	18	Tuesday, February 04, 2025	\$1,985,500	5
Monday, February 02, 2026	\$29,799,139	23	Monday, February 03, 2025	\$2,288,400	8
Total	\$89,635,088	94	Total	\$21,386,700	58

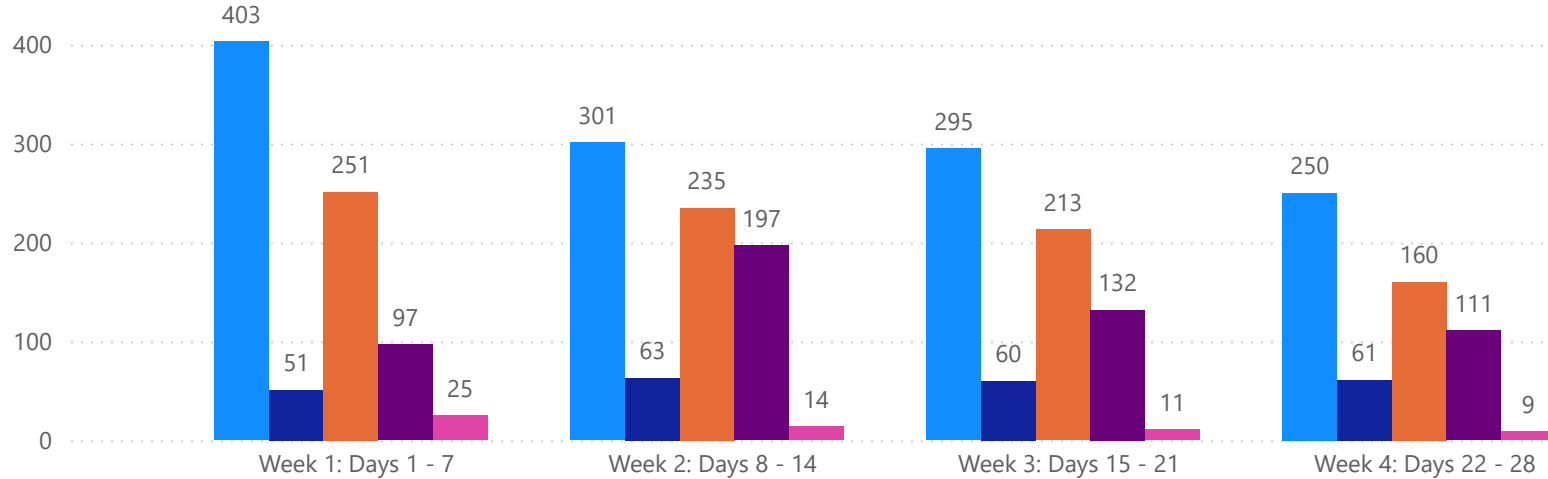


4 WEEK REAL ESTATE MARKET REPORT

PASCO COUNTY - SINGLE FAMILY HOME

2/8/2026

MLSStatus ● Active ● Canceled ● Pending ● Sold ● Temporarily Off-Market



All data is current as of today, though some MLS statuses may have changed from prior days.

TOTALS

MLS Status	4 Week Total
Active	1249
Canceled	235
Pending	859
Sold	537
Temporarily Off-Market	59

DAILY MARKET CHANGE

Category	Sum of Pasco
Back on the Market	7
New Listings	41
Price Decrease	47
Price Increase	11

*Back on Market can be from these sources - Pending, Temp Off Market, Cancelled and Expired Listing)

7 DAY SOLD COMPARISON

Closed Prior Year	Volume	Count	Closed Prior Year	Volume	Count
Friday, February 06, 2026	\$6,724,000	19	Friday, February 07, 2025	\$20,301,177	55
Thursday, February 05, 2026	\$9,888,305	21	Thursday, February 06, 2025	\$13,105,547	30
Wednesday, February 04, 2026	\$9,057,644	22	Wednesday, February 05, 2025	\$10,401,580	27
Tuesday, February 03, 2026	\$6,390,330	16	Tuesday, February 04, 2025	\$7,843,100	20
Monday, February 02, 2026	\$8,084,000	19	Monday, February 03, 2025	\$9,958,782	25
Total	\$40,144,279	97	Saturday, February 01, 2025	\$1,096,000	4
			Total	\$62,706,186	161

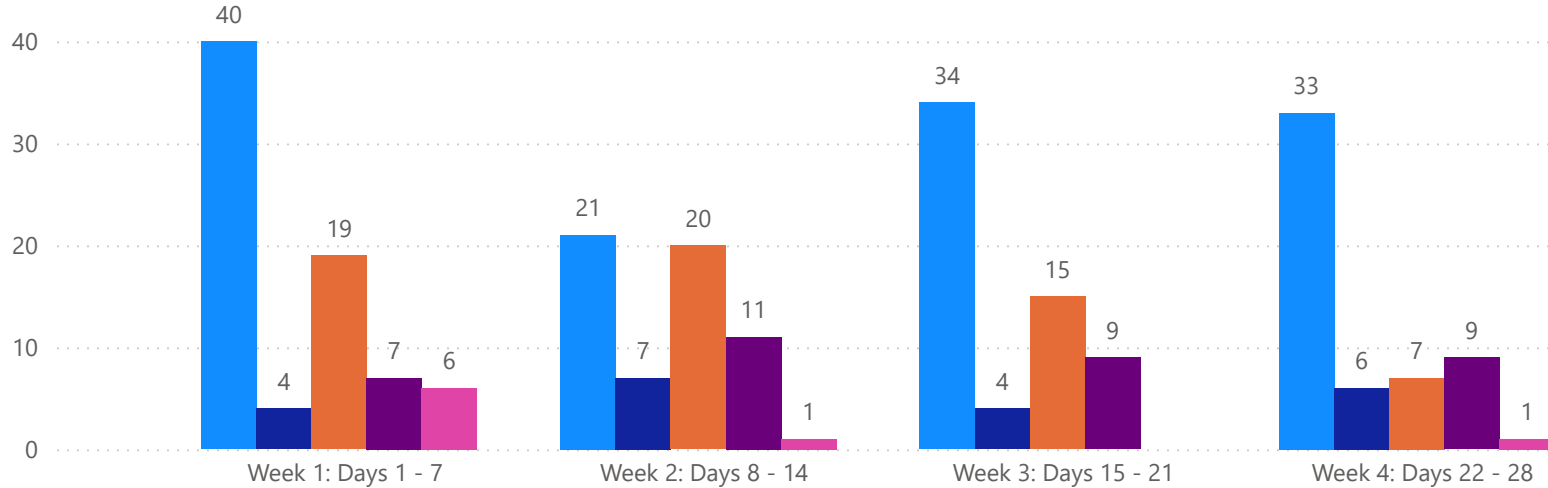


4 WEEK REAL ESTATE MARKET REPORT

PASCO COUNTY - CONDO

2/8/2026

MLS Status ● Active ● Canceled ● Pending ● Sold ● Temporarily Off-Market



All data is current as of today, though some MLS statuses may have changed from prior days.

TOTALS

MLS Status	4 Week Total
Active	128
Canceled	21
Pending	61
Sold	36
Temporarily Off-Market	8


DAILY MARKET CHANGE

Category	Sum of Pasco
Back on the Market	2
New Listings	5
Price Decrease	5
Price Increase	0

*Back on Market can be from these sources - Pending, Temp Off Market, Cancelled and Expired Listing)

7 DAY SOLD COMPARISON

Closed Prior Year	Volume	Count	Closed Prior Year	Volume	Count
Friday, February 06, 2026	\$97,000	1	Friday, February 07, 2025	\$65,000	1
Thursday, February 05, 2026	\$100,000	1	Thursday, February 06, 2025	\$269,900	1
Wednesday, February 04, 2026	\$500,000	3	Wednesday, February 05, 2025	\$115,000	1
Tuesday, February 03, 2026	\$155,000	1	Tuesday, February 04, 2025	\$295,000	2
Monday, February 02, 2026	\$135,000	1	Total	\$744,900	5
Total	\$987,000	7			

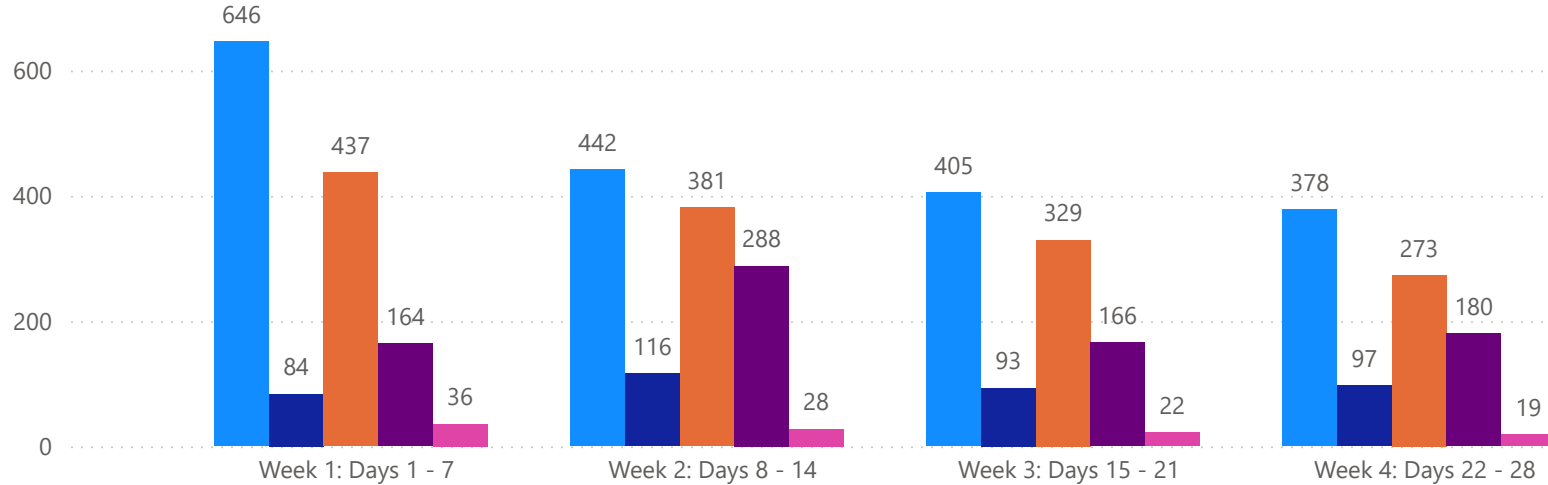


4 WEEK REAL ESTATE MARKET REPORT

HILLSBOROUGH COUNTY - SINGLE FAMILY HOME

2/8/2026

MLS Status ● Active ● Canceled ● Pending ● Sold ● Temporarily Off-Market



All data is current as of today, though some MLS statuses may have changed from prior days.

TOTALS

MLS Status	4 Week Total
Active	1871
Canceled	390
Pending	1420
Sold	798
Temporarily Off-Market	105

DAILY MARKET CHANGE

Category	Sum of Hillsborough	*Back on Market can be from these sources - Pending, Temp Off Market, Cancelled and Expired Listing)
Back on the Market	13	
New Listings	64	
Price Decrease	67	
Price Increase	2	

7 DAY SOLD COMPARISON

Closed Prior Year	Volume	Count	Closed Prior Year	Volume	Count
Friday, February 06, 2026	\$16,192,500	35	Friday, February 07, 2025	\$29,349,199	59
Thursday, February 05, 2026	\$20,411,824	39	Thursday, February 06, 2025	\$13,707,056	20
Wednesday, February 04, 2026	\$8,579,880	18	Wednesday, February 05, 2025	\$17,795,909	34
Tuesday, February 03, 2026	\$13,170,099	29	Tuesday, February 04, 2025	\$20,322,280	29
Monday, February 02, 2026	\$21,704,819	43	Monday, February 03, 2025	\$32,462,785	43
Total	\$80,059,122	164	Sunday, February 02, 2025	\$1,423,000	3
			Saturday, February 01, 2025	\$242,500	1
			Total	\$115,302,729	189

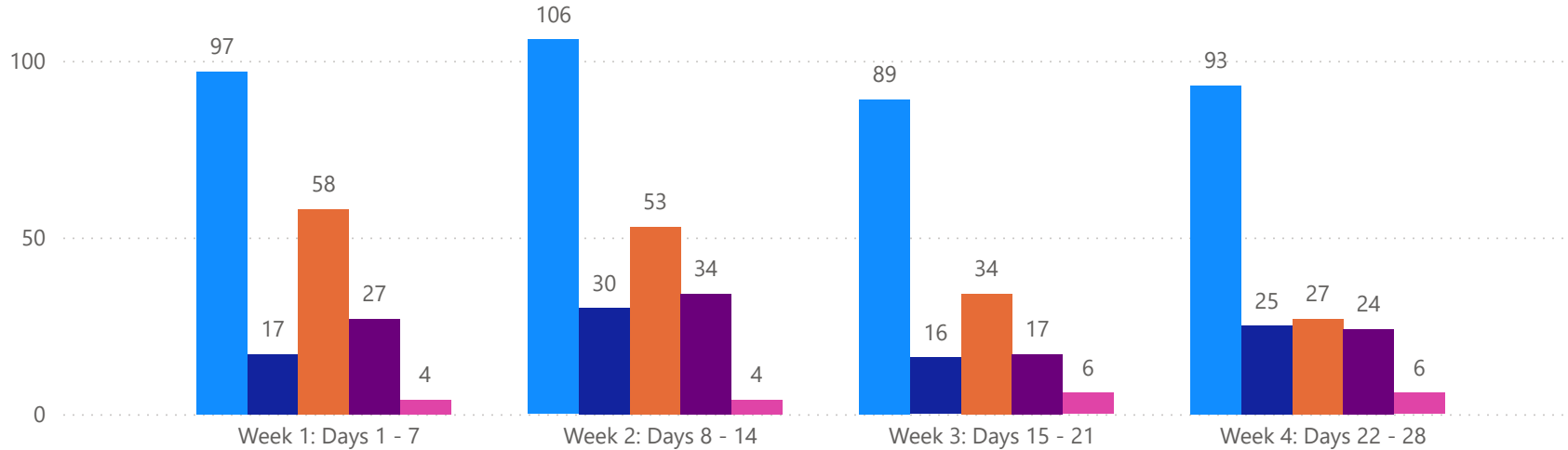


4 WEEK REAL ESTATE MARKET REPORT

HILLSBOROUGH COUNTY - CONDO

2/8/2026

MLS Status ● Active ● Canceled ● Pending ● Sold ● Temporarily Off-Market



All data is current as of today, though some MLS statuses may have changed from prior days.

TOTALS

MLS Status	4 Week Total
Active	385
Canceled	88
Pending	172
Sold	102
Temporarily Off-Market	20

DAILY MARKET CHANGE

Category	Sum of Hillsborough	*Back on Market can be from these sources - Pending, Temp Off Market, Canceled and Expired Listing)
Back on the Market	2	
New Listings	7	
Price Decrease	21	
Price Increase	1	

7 DAY SOLD COMPARISON

Closed Prior Year	Volume	Count	Closed Prior Year	Volume	Count
Friday, February 06, 2026	\$1,725,000	7	Friday, February 07, 2025	\$4,604,900	8
Thursday, February 05, 2026	\$1,305,000	2	Thursday, February 06, 2025	\$2,640,000	7
Wednesday, February 04, 2026	\$1,402,000	4	Wednesday, February 05, 2025	\$1,165,000	3
Tuesday, February 03, 2026	\$1,302,500	6	Tuesday, February 04, 2025	\$3,514,000	6
Monday, February 02, 2026	\$9,564,000	8	Monday, February 03, 2025	\$2,166,900	7
Total	\$15,298,500	27	Saturday, February 01, 2025	\$350,000	2
			Total	\$14,440,800	33

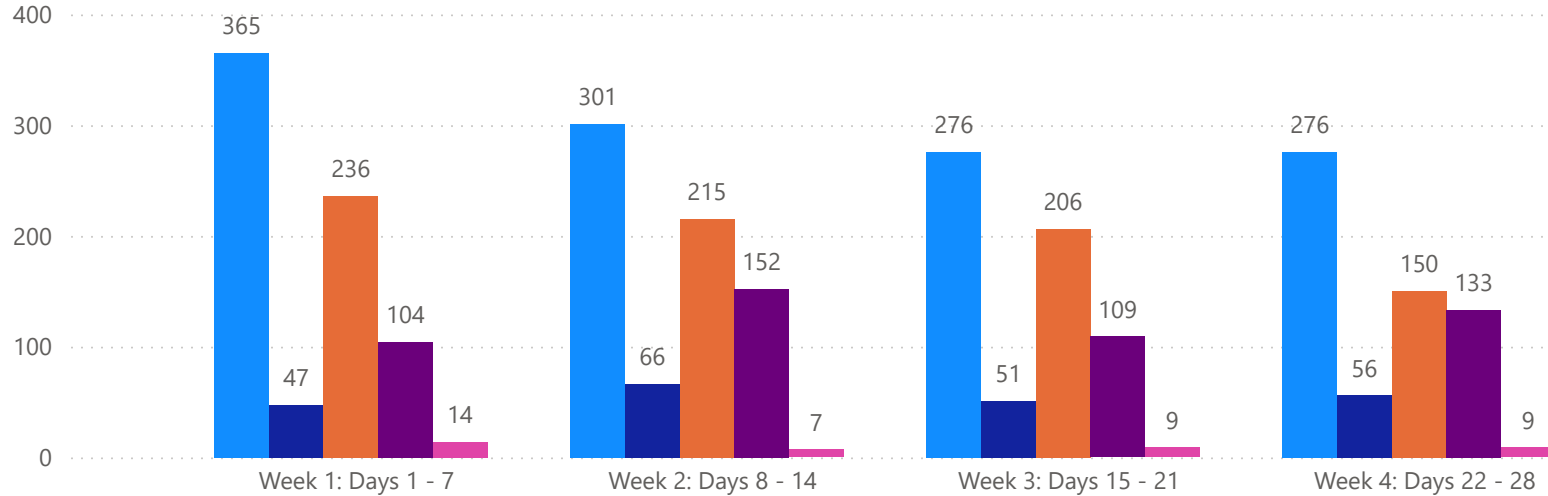


4 WEEK REAL ESTATE MARKET REPORT

SARASOTA COUNTY - SINGLE FAMILY HOME

2/8/2026

MLS Status ● Active ● Canceled ● Pending ● Sold ● Temporarily Off-Market



All data is current as of today, though some MLS statuses may have changed from prior days.

TOTALS

MLS Status	4 Week Total
Active	1218
Canceled	220
Pending	807
Sold	498
Temporarily Off-Market	39

DAILY MARKET CHANGE

Category	Sum of Sarasota
Back on the Market	8
New Listings	40
Price Decrease	53
Price Increase	2

*Back on Market can be from these sources - Pending, Temp Off Market, Cancelled and Expired Listing)

7 DAY SOLD COMPARISON

Closed Prior Year	Volume	Count	Closed Prior Year	Volume	Count
Friday, February 06, 2026	\$19,876,889	28	Friday, February 07, 2025	\$30,585,266	41
Thursday, February 05, 2026	\$15,383,199	21	Thursday, February 06, 2025	\$5,066,900	8
Wednesday, February 04, 2026	\$5,098,576	11	Wednesday, February 05, 2025	\$5,033,060	13
Tuesday, February 03, 2026	\$10,648,500	16	Tuesday, February 04, 2025	\$10,348,138	14
Monday, February 02, 2026	\$20,095,750	28	Monday, February 03, 2025	\$8,716,899	19
Total	\$71,102,914	104	Saturday, February 01, 2025	\$669,900	2
			Total	\$60,420,163	97

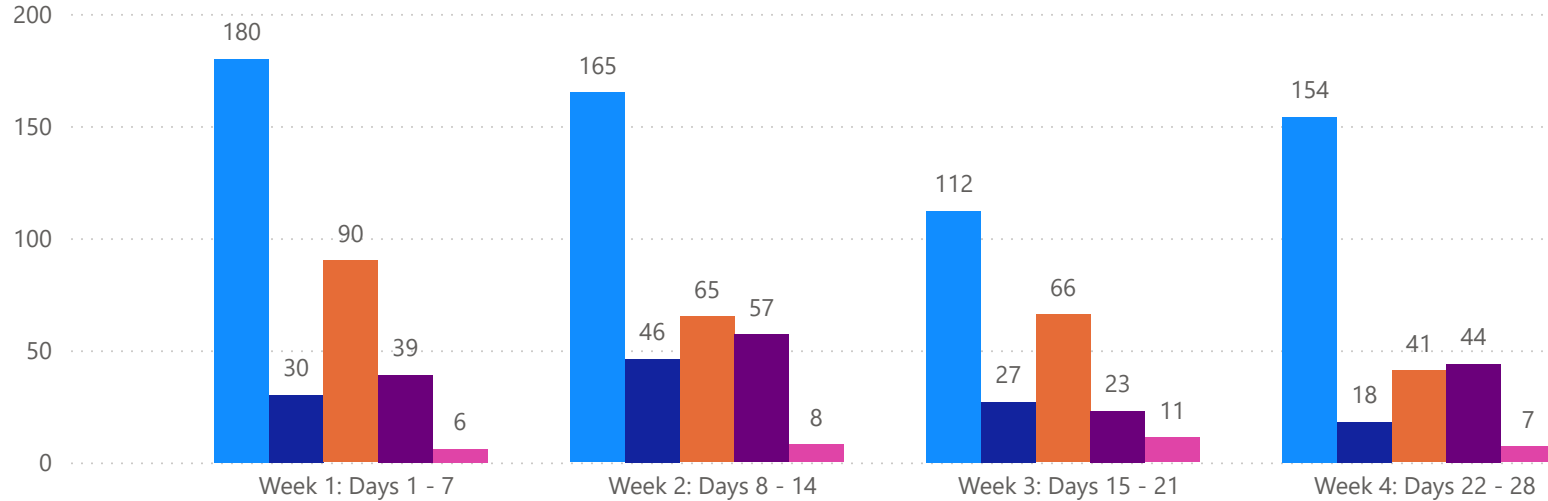


4 WEEK REAL ESTATE MARKET REPORT

SARASOTA COUNTY - CONDO

2/8/2026

MLS Status ● Active ● Canceled ● Pending ● Sold ● Temporarily Off-Market



All data is current as of today, though some MLS statuses may have changed from prior days.

TOTALS

MLS Status	4 Week Total
Active	611
Canceled	121
Pending	262
Sold	163
Temporarily Off-Market	32

DAILY MARKET CHANGE

Category	Sum of Sarasota
Back on the Market	4
New Listings	23
Price Decrease	38
Price Increase	2

*Back on Market can be from these sources - Pending, Temp Off Market, Cancelled and Expired Listing)

7 DAY SOLD COMPARISON

Closed Prior Year	Volume	Count	Closed Prior Year	Volume	Count
Friday, February 06, 2026	\$7,185,000	8	Friday, February 07, 2025	\$2,734,400	5
Thursday, February 05, 2026	\$2,473,500	6	Thursday, February 06, 2025	\$800,000	3
Wednesday, February 04, 2026	\$5,122,000	8	Wednesday, February 05, 2025	\$1,863,000	4
Tuesday, February 03, 2026	\$9,634,500	9	Tuesday, February 04, 2025	\$2,172,500	3
Monday, February 02, 2026	\$5,679,900	8	Monday, February 03, 2025	\$6,804,000	5
Total	\$30,094,900	39	Total	\$14,373,900	20

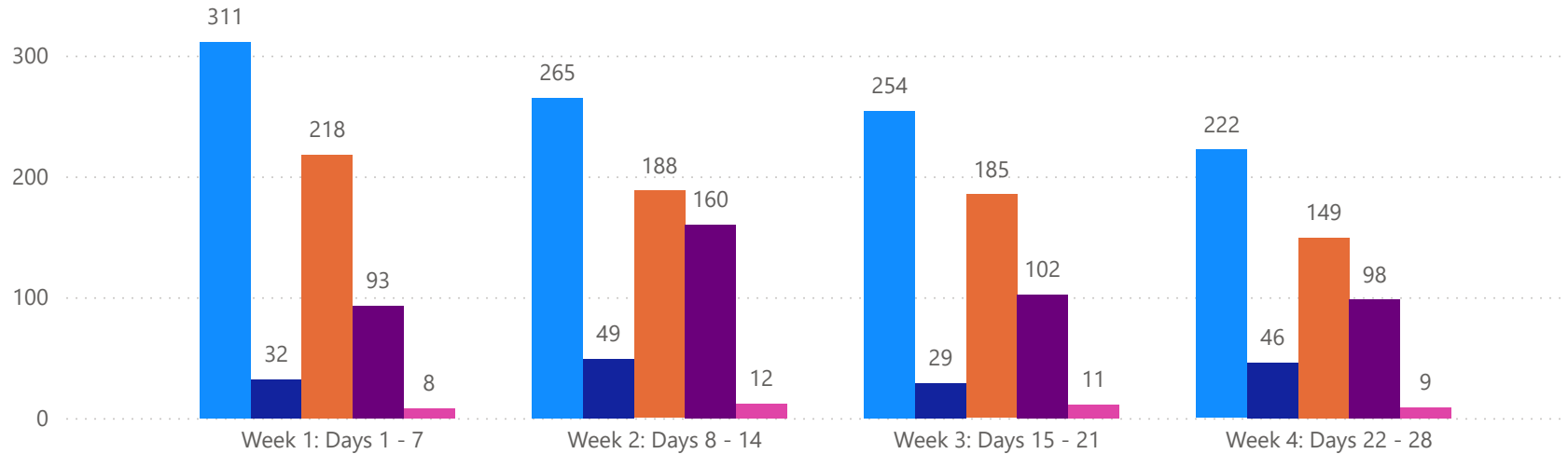


4 WEEK REAL ESTATE MARKET REPORT

MANATEE COUNTY - SINGLE FAMILY HOME

2/8/2026

MlsStatus ● Active ● Canceled ● Pending ● Sold ● Temporarily Off-Market



All data is current as of today, though some MLS statuses may have changed from prior days.

TOTALS

MLS Status	4 Week Total
Active	1052
Canceled	156
Pending	740
Sold	453
Temporarily Off-Market	40

DAILY MARKET CHANGE

Category	Sum of Manatee
Back on the Market	9
New Listings	34
Price Decrease	66
Price Increase	14

*Back on Market can be from these sources - Pending, Temp Off Market, Cancelled and Expired Listing)

7 DAY SOLD COMPARISON

Closed Prior Year	Volume	Count	Closed Prior Year	Volume	Count
Saturday, February 07, 2026	\$950,000	1	Friday, February 07, 2025	\$19,659,634	30
Friday, February 06, 2026	\$10,385,053	19	Thursday, February 06, 2025	\$10,660,290	14
Thursday, February 05, 2026	\$16,318,307	13	Wednesday, February 05, 2025	\$8,582,964	12
Wednesday, February 04, 2026	\$9,473,850	12	Tuesday, February 04, 2025	\$6,718,400	9
Tuesday, February 03, 2026	\$8,486,000	12	Monday, February 03, 2025	\$13,995,668	16
Monday, February 02, 2026	\$26,385,347	36	Total	\$59,616,956	81
Total	\$71,998,557	93			

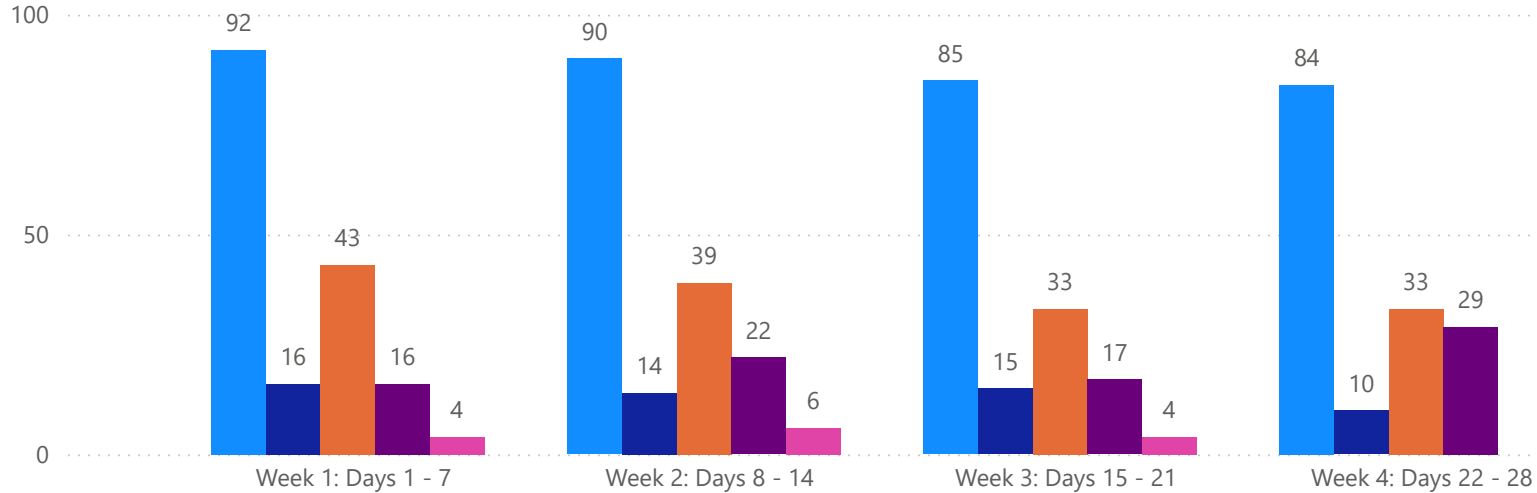


4 WEEK REAL ESTATE MARKET REPORT

MANATEE COUNTY - CONDO

2/8/2026

MLS Status ● Active ● Canceled ● Pending ● Sold ● Temporarily Off-Market



TOTALS

MLS Status	4 Week Total
Active	351
Canceled	55
Pending	148
Sold	84
Temporarily Off-Market	14

DAILY MARKET CHANGE

Category	Sum of Manatee
Back on the Market	4
New Listings	6
Price Decrease	30
Price Increase	0

*Back on Market can be from these sources - Pending, Temp Off Market, Cancelled and Expired Listing)

7 DAY SOLD COMPARISON

Closed Prior Year	Volume	Count	Closed Prior Year	Volume	Count
Friday, February 06, 2026	\$785,000	3	Friday, February 07, 2025	\$2,454,000	8
Thursday, February 05, 2026	\$1,775,000	3	Thursday, February 06, 2025	\$635,000	2
Wednesday, February 04, 2026	\$375,000	2	Wednesday, February 05, 2025	\$1,447,000	3
Tuesday, February 03, 2026	\$2,729,500	6	Tuesday, February 04, 2025	\$1,449,800	3
Monday, February 02, 2026	\$565,000	2	Monday, February 03, 2025	\$890,000	2
Total	\$6,229,500	16	Total	\$6,875,800	18

