



4 WEEK REAL ESTATE MARKET REPORT

Tuesday, February 10, 2026

As of: Wednesday, February 11, 2026

- 1 Report Breakdown
- 2 Cumulative Tampa Bay Report - Single Family Home
- 3 Cumulative Tampa Bay Report - Condominium
- 4 Pinellas County - Single Family Home
- 5 Pinellas County - Condominium
- 6 Pasco County - Single Family Home
- 7 Pasco County - Condominium
- 8 Hillsborough County - Single Family Home
- 9 Hillsborough County - Condominium
- 10 Sarasota County - Single Family Home
- 11 Sarasota County - Condominium
- 12 Manatee County - Single Family Home
- 13 Manatee County - Condominium

4 WEEK REAL ESTATE MARKET REPORT

REPORT BREAKDOWN

Tuesday, February 10, 2026

as of: 2/11/2026

Day 1	Tuesday, February 10, 2026
Day 2	Monday, February 9, 2026
Day 3	Sunday, February 8, 2026
Day 4	Saturday, February 7, 2026
Day 5	Friday, February 6, 2026
Day 6	Wednesday, February 11, 2026
Day 7	Tuesday, February 10, 2026
Day 8	Monday, February 9, 2026
Day 9	Sunday, February 8, 2026
Day 10	Saturday, February 7, 2026
Day 11	Friday, February 6, 2026
Day 12	Thursday, February 5, 2026
Day 13	Wednesday, February 4, 2026
Day 14	Tuesday, February 3, 2026
Day 15	Monday, February 2, 2026
Day 16	Sunday, February 1, 2026
Day 17	Saturday, January 31, 2026
Day 18	Friday, January 30, 2026
Day 19	Thursday, January 29, 2026
Day 20	Wednesday, January 28, 2026
Day 21	Tuesday, January 27, 2026
Day 22	Monday, January 26, 2026
Day 23	Sunday, January 25, 2026
Day 24	Saturday, January 24, 2026
Day 25	Friday, January 23, 2026
Day 26	Thursday, January 22, 2026
Day 27	Wednesday, January 21, 2026
Day 28	Tuesday, January 20, 2026

REPORT BREAKDOWN

GRAPH:

Active - Newly listed during the date range

Pending - Status changed to 'pending' during the date range

Sold - Closed during the date range

Canceled - Canceled during the date range

Temp off Market - Status changed to 'temp' off market' during the date range

The date ranges are not cumulative.

Day 1: Tuesday, February 10, 2026

Day 28: Tuesday, January 20, 2026

TOTALS:

4 Weeks: The summation of each date range (Day 1 - Day 28)

Market Changes

Day 1's New Listings, Price Increase, Price Decreases and Back on Market

Manatee County - Single Family Home

7 Day Sold Comparison

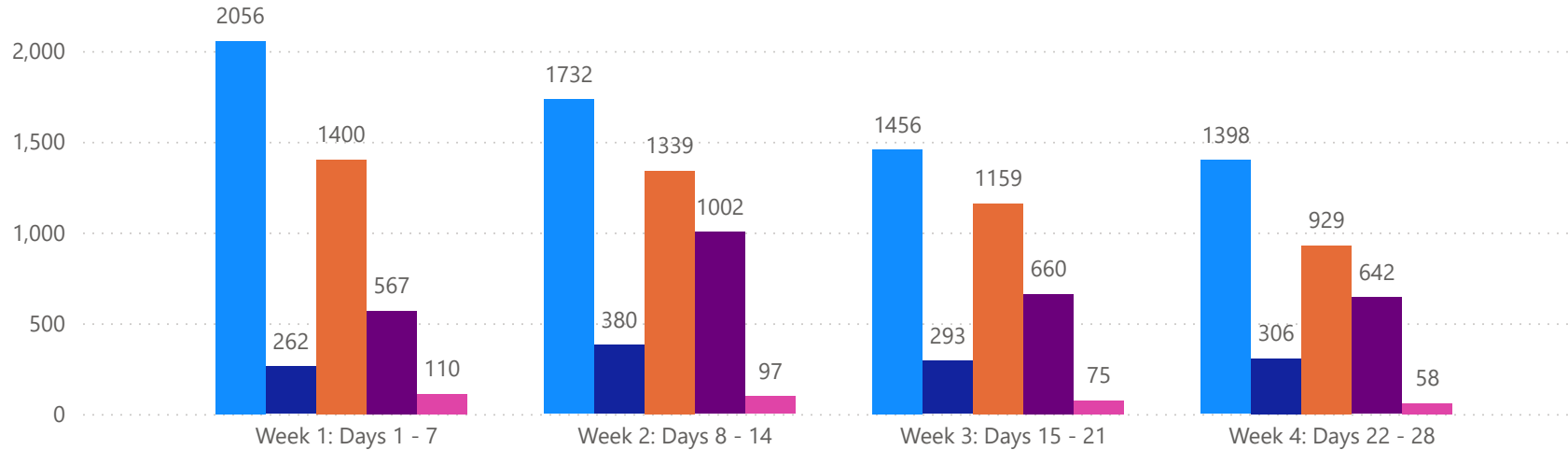
Compares the sold amount and volume in the last 7 days against the same timeframe in the prior year and days 8 - days 14.

4 WEEK REAL ESTATE MARKET REPORT

TAMPA BAY - SINGLE FAMILY HOME

2/10/2026

MLS Status ● Active ● Canceled ● Pending ● Sold ● Temporarily Off-Market



All data is current as of today, though some MLS statuses may have changed from prior days.

TOTALS

MLS Status	4 Week Total
Active	6642
Canceled	1241
Pending	4827
Sold	2871
Temporarily Off-Market	340

DAILY MARKET CHANGE

Category	Sum of Total
Back on the Market	47
New Listings	212
Price Decrease	391
Price Increase	22

*Back on Market can be from these sources - Pending, Temp Off Market, Cancelled and Expired Listing)

7 DAY SOLD COMPARISON

Closed Prior Year	Volume	Count	Closed Prior Year	Volume	Count
Tuesday, February 10, 2026	\$40,446,188	62	Sunday, February 09, 2025	\$930,000	3
Monday, February 09, 2026	\$80,016,009	108	Saturday, February 08, 2025	\$3,803,000	4
Sunday, February 08, 2026	\$3,306,000	2	Friday, February 07, 2025	\$129,691,746	235
Saturday, February 07, 2026	\$2,987,717	3	Thursday, February 06, 2025	\$61,684,583	109
Friday, February 06, 2026	\$106,568,526	197	Wednesday, February 05, 2025	\$54,227,613	108
Thursday, February 05, 2026	\$72,378,438	116	Tuesday, February 04, 2025	\$53,531,311	90
Wednesday, February 04, 2026	\$38,787,960	79	Monday, February 03, 2025	\$90,923,934	146
Total	\$344,490,838	567	Total	\$394,792,187	695

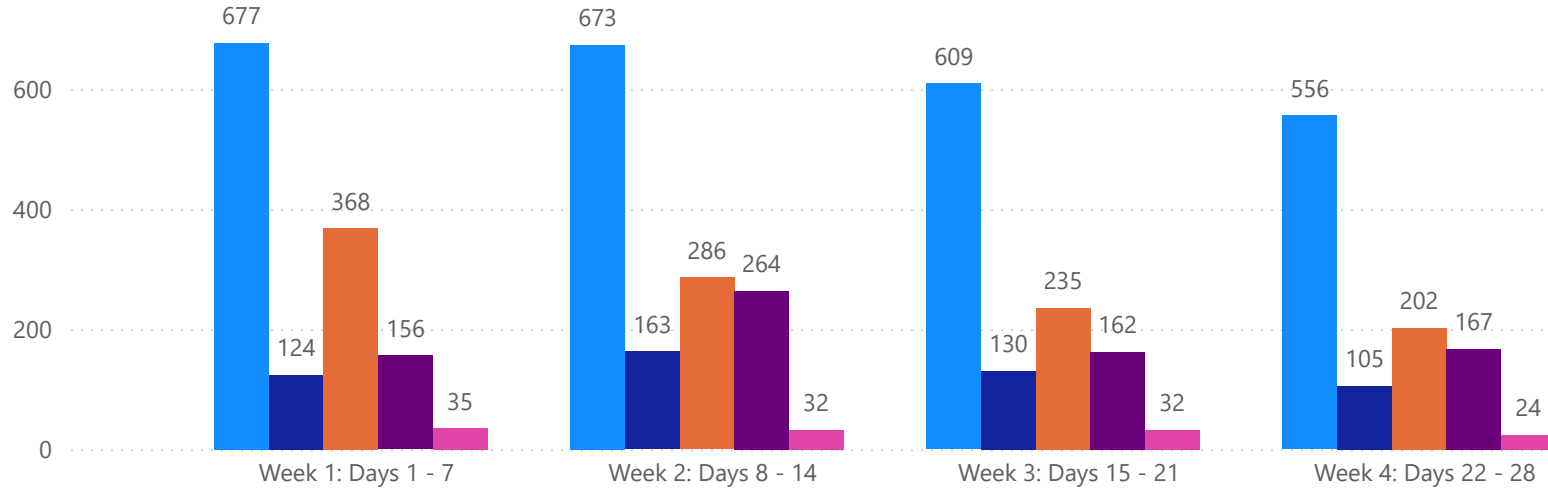


4 WEEK REAL ESTATE MARKET REPORT

TAMPA BAY - CONDO

2/10/2026

MlsStatus ● Active ● Canceled ● Pending ● Sold ● Temporarily Off-Market



All data is current as of today, though some MLS statuses may have changed from prior days.

TOTALS

MLS Status	4 Week Total
Active	2515
Canceled	522
Pending	1091
Sold	749
Temporarily Off-Market	123


DAILY MARKET CHANGE

Category	Sum of Total
Back on the Market	15
New Listings	62
Price Decrease	107
Price Increase	4

*Back on Market can be from these sources - Pending, Temp Off Market, Cancelled and Expired Listing)

7 DAY SOLD COMPARISON

Closed Prior Year	Volume	Count	Closed Prior Year	Volume	Count
Tuesday, February 10, 2026	\$20,439,858	21	Sunday, February 09, 2025	\$814,000	1
Monday, February 09, 2026	\$16,890,992	24	Friday, February 07, 2025	\$18,630,200	46
Friday, February 06, 2026	\$28,980,760	48	Thursday, February 06, 2025	\$8,317,800	22
Thursday, February 05, 2026	\$21,875,030	34	Wednesday, February 05, 2025	\$8,958,000	23
Wednesday, February 04, 2026	\$16,610,632	29	Tuesday, February 04, 2025	\$9,416,800	19
Total	\$104,797,272	156	Monday, February 03, 2025	\$12,149,300	22
			Total	\$58,286,100	133

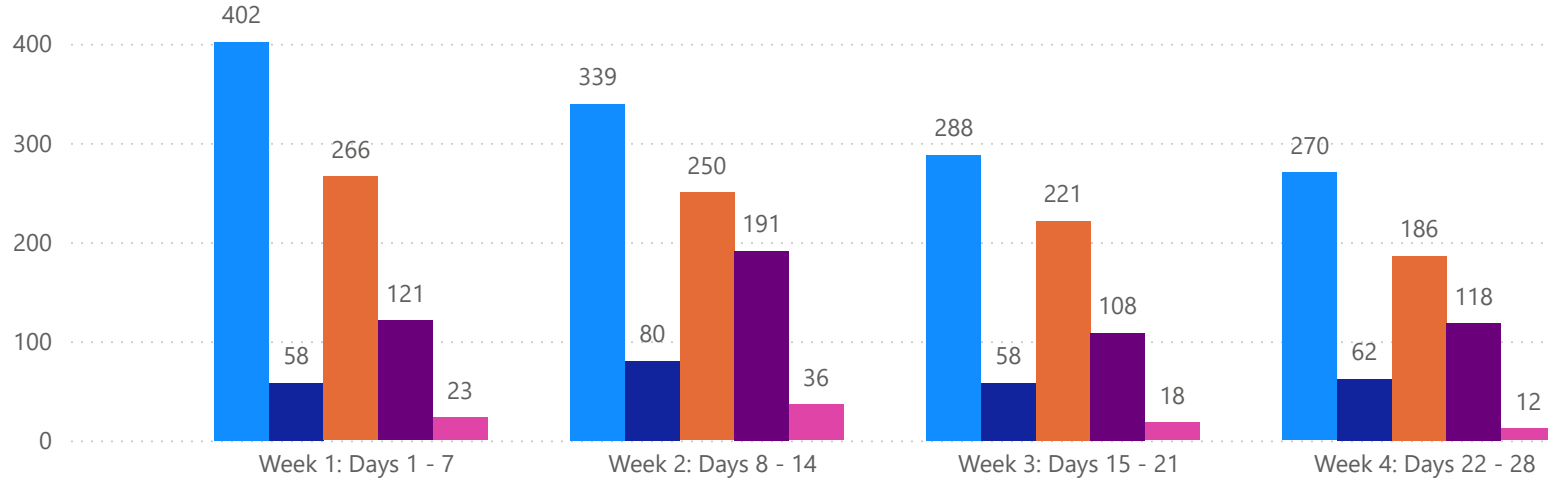


4 WEEK REAL ESTATE MARKET REPORT

PINELLAS COUNTY - SINGLE FAMILY HOME

2/10/2026

MLS Status ● Active ● Canceled ● Pending ● Sold ● Temporarily Off-Market



All data is current as of today, though some MLS statuses may have changed from prior days.

TOTALS

MLS Status	4 Week Total
Active	1299
Canceled	258
Pending	923
Sold	538
Temporarily Off-Market	89

DAILY MARKET CHANGE

Category	Sum of Pinellas
Back on the Market	12
New Listings	34
Price Decrease	68
Price Increase	2

*Back on Market can be from these sources - Pending, Temp Off Market, Cancelled and Expired Listing)

7 DAY SOLD COMPARISON

Closed Prior Year	Volume	Count	Closed Prior Year	Volume	Count
Tuesday, February 10, 2026	\$6,802,000	14	Saturday, February 08, 2025	\$2,083,500	2
Monday, February 09, 2026	\$22,964,000	24	Friday, February 07, 2025	\$29,796,470	50
Sunday, February 08, 2026	\$3,306,000	2	Thursday, February 06, 2025	\$19,144,790	37
Friday, February 06, 2026	\$29,810,800	48	Wednesday, February 05, 2025	\$12,414,100	22
Thursday, February 05, 2026	\$7,961,200	17	Tuesday, February 04, 2025	\$8,299,393	18
Wednesday, February 04, 2026	\$6,579,000	16	Monday, February 03, 2025	\$25,789,800	43
Total	\$77,423,000	121	Total	\$97,528,053	172

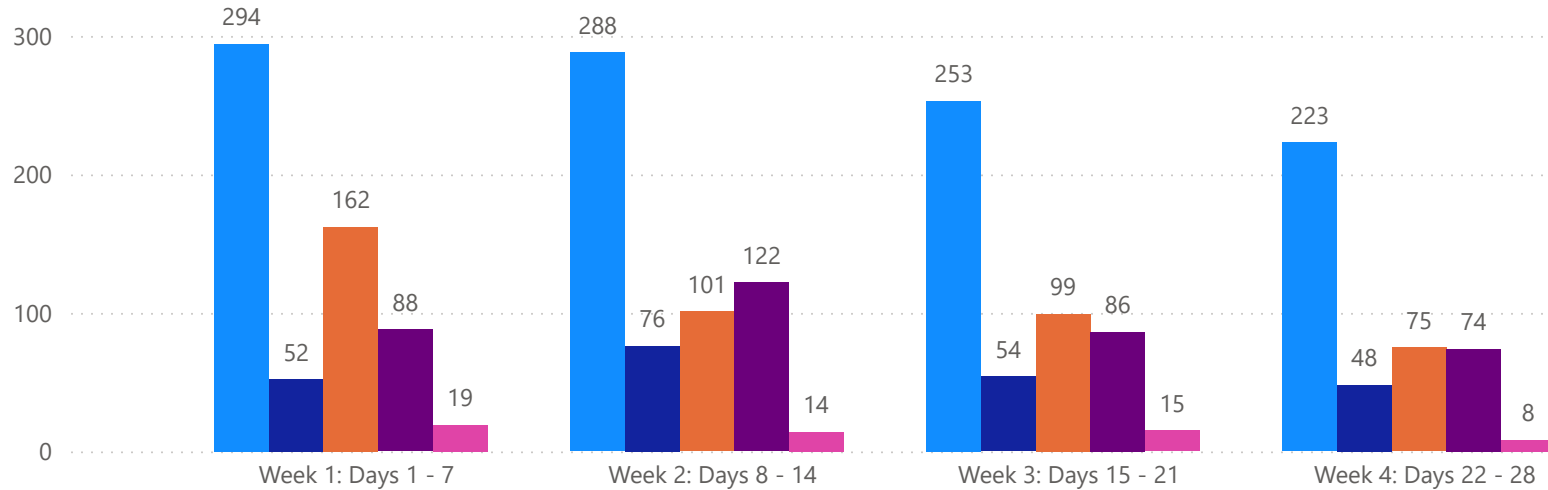


4 WEEK REAL ESTATE MARKET REPORT

PINELLAS COUNTY - CONDO

2/10/2026

MlsStatus ● Active ● Canceled ● Pending ● Sold ● Temporarily Off-Market



All data is current as of today, though some MLS statuses may have changed from prior days.

TOTALS

MLS Status	4 Week Total
Active	1058
Canceled	230
Pending	437
Sold	370
Temporarily Off-Market	56

DAILY MARKET CHANGE

Category	Sum of Pinellas
Back on the Market	4
New Listings	25
Price Decrease	54
Price Increase	3

*Back on Market can be from these sources - Pending, Temp Off Market, Cancelled and Expired Listing)

7 DAY SOLD COMPARISON

Closed Prior Year	Volume	Count	Closed Prior Year	Volume	Count
Tuesday, February 10, 2026	\$18,121,858	14	Sunday, February 09, 2025	\$814,000	1
Monday, February 09, 2026	\$14,667,492	15	Friday, February 07, 2025	\$8,771,900	24
Friday, February 06, 2026	\$18,338,760	26	Thursday, February 06, 2025	\$3,972,900	9
Thursday, February 05, 2026	\$15,854,030	21	Wednesday, February 05, 2025	\$4,368,000	12
Wednesday, February 04, 2026	\$9,211,632	12	Tuesday, February 04, 2025	\$1,985,500	5
Total	\$76,193,772	88	Monday, February 03, 2025	\$2,288,400	8
			Total	\$22,200,700	59

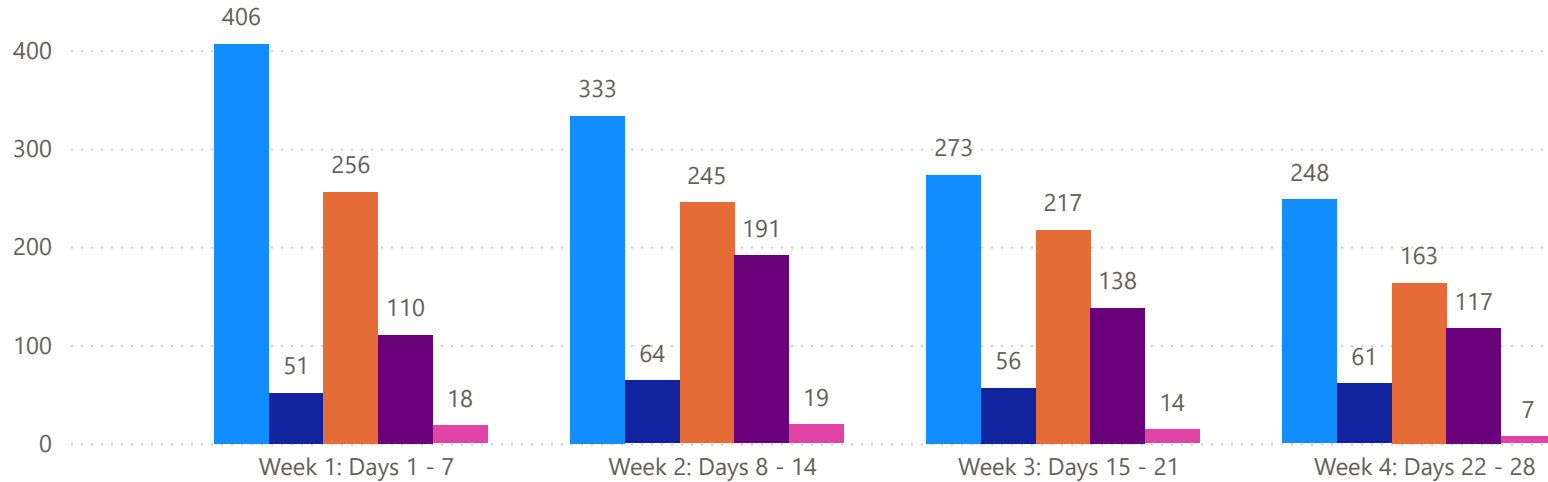


4 WEEK REAL ESTATE MARKET REPORT

PASCO COUNTY - SINGLE FAMILY HOME

2/10/2026

MLS Status ● Active ● Canceled ● Pending ● Sold ● Temporarily Off-Market



All data is current as of today, though some MLS statuses may have changed from prior days.

TOTALS

MLS Status	4 Week Total
Active	1260
Canceled	232
Pending	881
Sold	556
Temporarily Off-Market	58

DAILY MARKET CHANGE

Category	Sum of Pasco
Back on the Market	7
New Listings	49
Price Decrease	61
Price Increase	4

*Back on Market can be from these sources - Pending, Temp Off Market, Cancelled and Expired Listing)

7 DAY SOLD COMPARISON

Closed Prior Year	Volume	Count	Closed Prior Year	Volume	Count
Tuesday, February 10, 2026	\$7,718,800	16	Saturday, February 08, 2025	\$920,000	1
Monday, February 09, 2026	\$5,422,700	16	Friday, February 07, 2025	\$20,301,177	55
Friday, February 06, 2026	\$11,885,150	33	Thursday, February 06, 2025	\$13,105,547	30
Thursday, February 05, 2026	\$10,584,708	23	Wednesday, February 05, 2025	\$10,401,580	27
Wednesday, February 04, 2026	\$9,057,644	22	Tuesday, February 04, 2025	\$7,843,100	20
Total	\$44,669,002	110	Monday, February 03, 2025	\$9,958,782	25
			Total	\$62,530,186	158

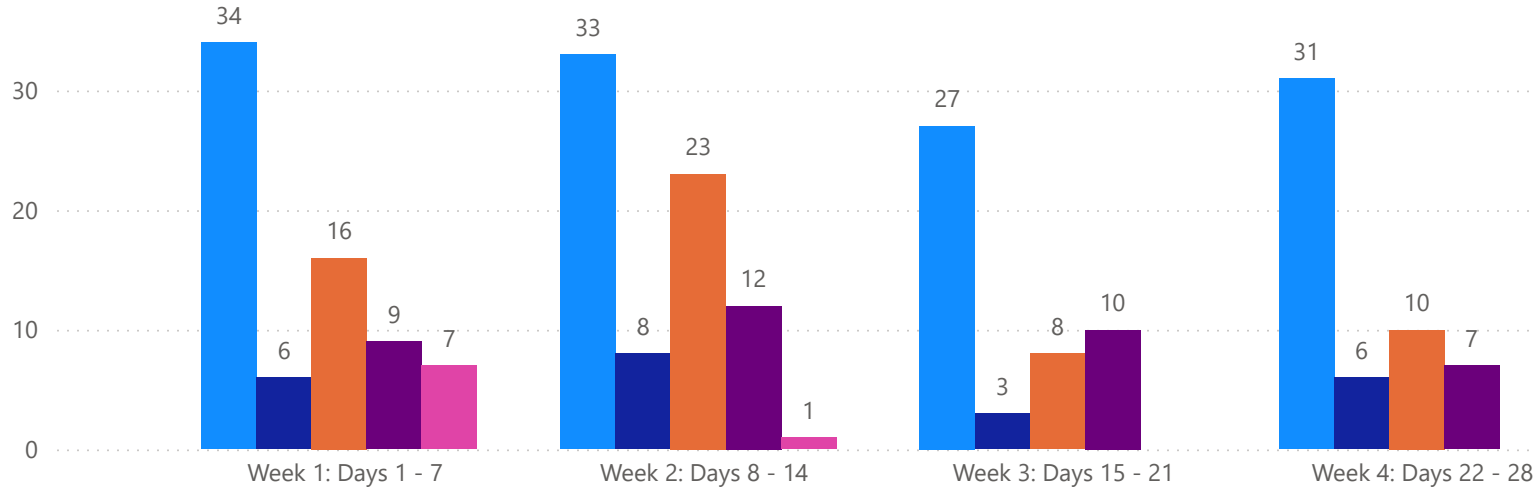


4 WEEK REAL ESTATE MARKET REPORT

PASCO COUNTY - CONDO

2/10/2026

MLS Status ● Active ● Canceled ● Pending ● Sold ● Temporarily Off-Market



All data is current as of today, though some MLS statuses may have changed from prior days.

TOTALS

MLS Status	4 Week Total
Active	125
Canceled	23
Pending	57
Sold	38
Temporarily Off-Market	8

DAILY MARKET CHANGE

Category	Sum of Pasco
Back on the Market	0
New Listings	2
Price Decrease	9
Price Increase	0

*Back on Market can be from these sources - Pending, Temp Off Market, Cancelled and Expired Listing)

7 DAY SOLD COMPARISON

Closed Prior Year	Volume	Count	Closed Prior Year	Volume	Count
Tuesday, February 10, 2026	\$242,000	2	Friday, February 07, 2025	\$65,000	1
Monday, February 09, 2026	\$215,000	2	Thursday, February 06, 2025	\$269,900	1
Friday, February 06, 2026	\$97,000	1	Wednesday, February 05, 2025	\$115,000	1
Thursday, February 05, 2026	\$100,000	1	Tuesday, February 04, 2025	\$295,000	2
Wednesday, February 04, 2026	\$500,000	3	Total	\$744,900	5
Total	\$1,154,000	9			

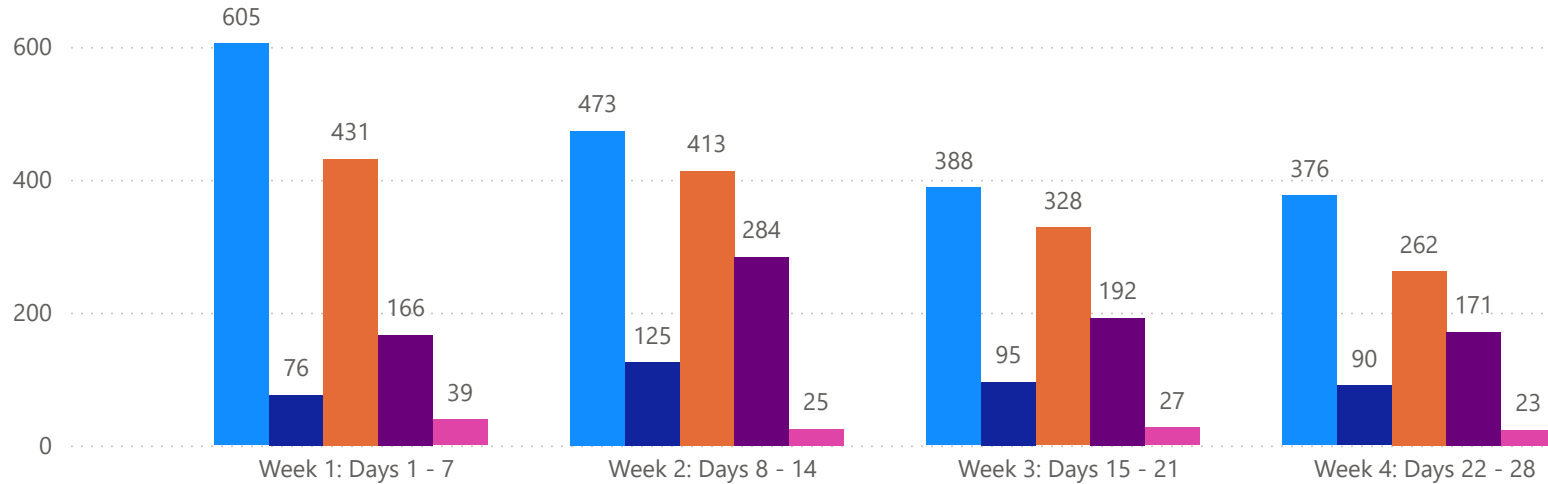


4 WEEK REAL ESTATE MARKET REPORT

HILLSBOROUGH COUNTY - SINGLE FAMILY HOME

2/10/2026

MlsStatus ● Active ● Canceled ● Pending ● Sold ● Temporarily Off-Market



All data is current as of today, though some MLS statuses may have changed from prior days.

TOTALS

MLS Status	4 Week Total
Active	1842
Canceled	386
Pending	1434
Sold	813
Temporarily Off-Market	114

DAILY MARKET CHANGE

Category	Sum of Hillsborough	*Back on Market can be from these sources - Pending, Temp Off Market, Cancelled and Expired Listing)
Back on the Market	16	
New Listings	50	
Price Decrease	90	
Price Increase	5	

7 DAY SOLD COMPARISON

Closed Prior Year	Volume	Count	Closed Prior Year	Volume	Count
Tuesday, February 10, 2026	\$7,540,500	13	Sunday, February 09, 2025	\$930,000	3
Monday, February 09, 2026	\$23,644,160	38	Friday, February 07, 2025	\$29,349,199	59
Friday, February 06, 2026	\$27,528,375	55	Thursday, February 06, 2025	\$13,707,056	20
Thursday, February 05, 2026	\$22,131,024	42	Wednesday, February 05, 2025	\$17,795,909	34
Wednesday, February 04, 2026	\$8,578,890	18	Tuesday, February 04, 2025	\$20,322,280	29
Total	\$89,422,949	166	Monday, February 03, 2025	\$32,462,785	43
			Total	\$114,567,229	188

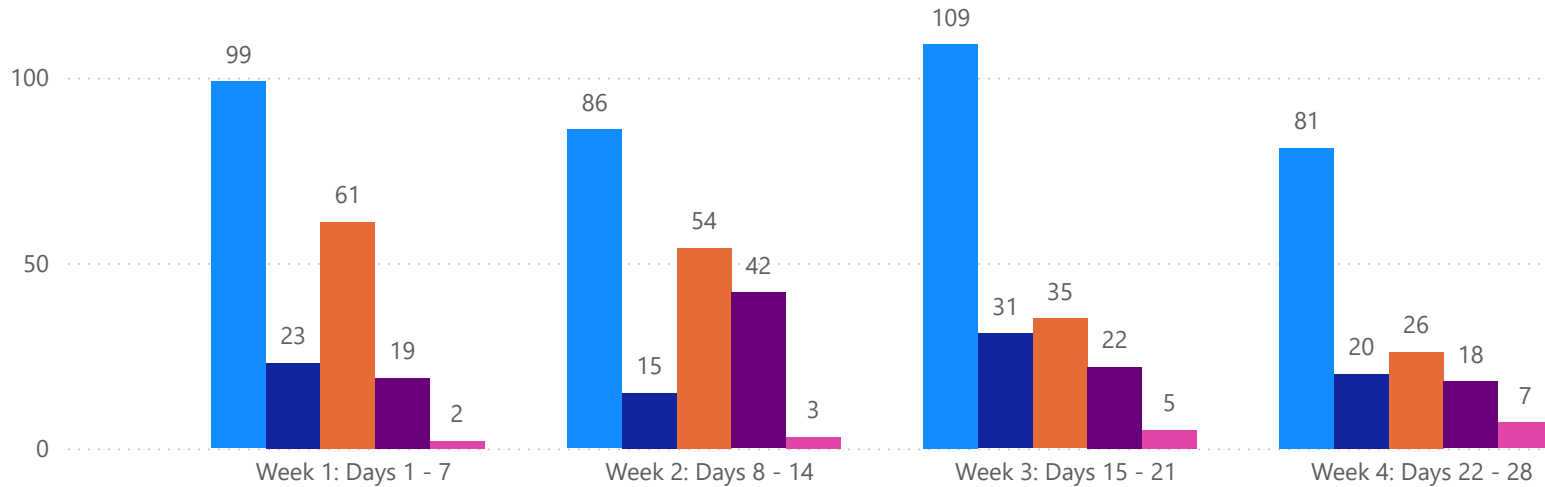


4 WEEK REAL ESTATE MARKET REPORT

HILLSBOROUGH COUNTY - CONDO

2/10/2026

MLS Status ● Active ● Canceled ● Pending ● Sold ● Temporarily Off-Market



All data is current as of today, though some MLS statuses may have changed from prior days.

TOTALS

MLS Status	4 Week Total
Active	375
Canceled	89
Pending	176
Sold	101
Temporarily Off-Market	17

DAILY MARKET CHANGE

Category	Sum of Hillsborough	*Back on Market can be from these sources - Pending, Temp Off Market, Cancelled and Expired Listing)
Back on the Market	3	
New Listings	7	
Price Decrease	17	
Price Increase	0	

7 DAY SOLD COMPARISON

Closed Prior Year	Volume	Count	Closed Prior Year	Volume	Count
Tuesday, February 10, 2026	\$691,000	3	Friday, February 07, 2025	\$4,604,900	8
Friday, February 06, 2026	\$2,230,000	9	Thursday, February 06, 2025	\$2,640,000	7
Thursday, February 05, 2026	\$1,672,500	3	Wednesday, February 05, 2025	\$1,165,000	3
Wednesday, February 04, 2026	\$1,402,000	4	Tuesday, February 04, 2025	\$3,514,000	6
Total	\$5,995,500	19	Monday, February 03, 2025	\$2,166,900	7
			Total	\$14,090,800	31

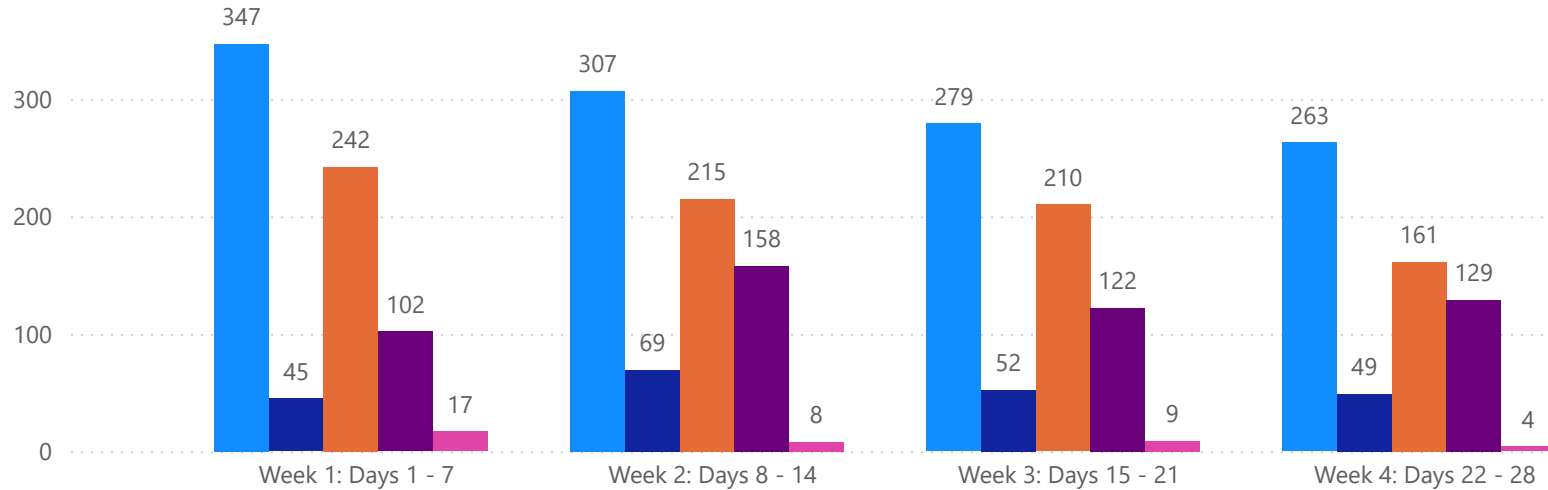


4 WEEK REAL ESTATE MARKET REPORT

SARASOTA COUNTY - SINGLE FAMILY HOME

2/10/2026

MLS Status ● Active ● Canceled ● Pending ● Sold ● Temporarily Off-Market



All data is current as of today, though some MLS statuses may have changed from prior days.

TOTALS

MLS Status	4 Week Total
Active	1196
Canceled	215
Pending	828
Sold	511
Temporarily Off-Market	38

DAILY MARKET CHANGE

Category	Sum of Sarasota
Back on the Market	4
New Listings	44
Price Decrease	55
Price Increase	4

*Back on Market can be from these sources - Pending, Temp Off Market, Cancelled and Expired Listing)

7 DAY SOLD COMPARISON

Closed Prior Year	Volume	Count	Closed Prior Year	Volume	Count
Tuesday, February 10, 2026	\$6,655,888	13	Saturday, February 08, 2025	\$799,500	1
Monday, February 09, 2026	\$21,194,149	21	Friday, February 07, 2025	\$30,585,266	41
Saturday, February 07, 2026	\$1,437,717	1	Thursday, February 06, 2025	\$5,066,900	8
Friday, February 06, 2026	\$24,137,538	35	Wednesday, February 05, 2025	\$5,033,060	13
Thursday, February 05, 2026	\$15,383,199	21	Tuesday, February 04, 2025	\$10,348,138	14
Wednesday, February 04, 2026	\$5,098,576	11	Monday, February 03, 2025	\$8,716,899	19
Total	\$73,907,067	102	Total	\$60,549,763	96

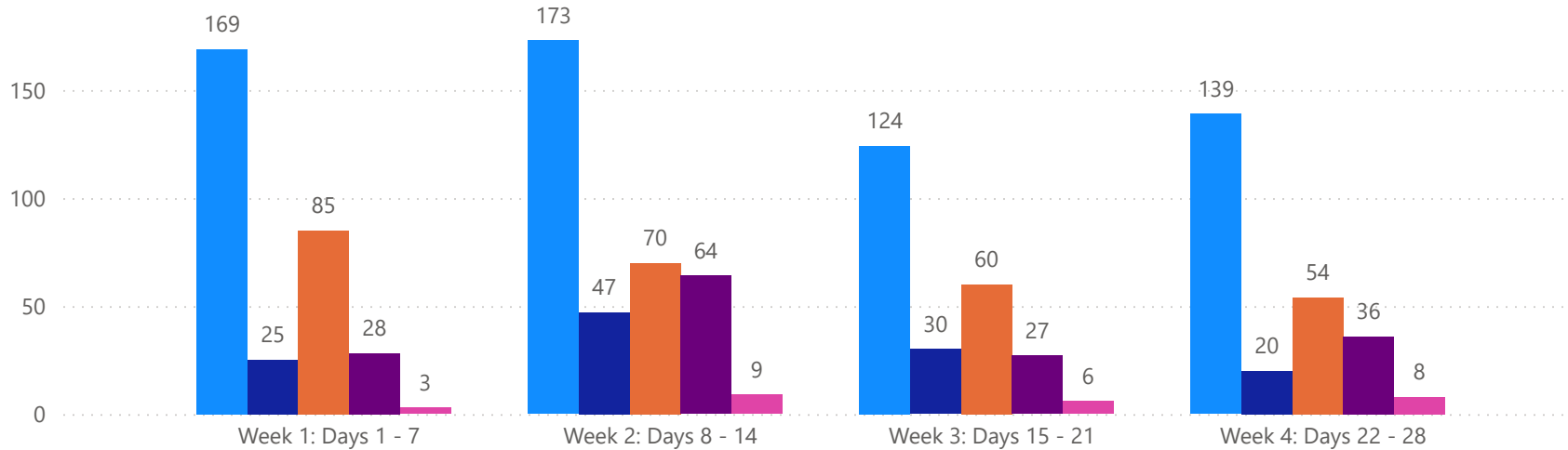


4 WEEK REAL ESTATE MARKET REPORT

SARASOTA COUNTY - CONDO

2/10/2026

MLS Status ● Active ● Canceled ● Pending ● Sold ● Temporarily Off-Market



All data is current as of today, though some MLS statuses may have changed from prior days.

TOTALS

MLS Status	4 Week Total
Active	605
Canceled	122
Pending	269
Sold	155
Temporarily Off-Market	26

DAILY MARKET CHANGE

Category	Sum of Sarasota
Back on the Market	6
New Listings	21
Price Decrease	17
Price Increase	1

*Back on Market can be from these sources - Pending, Temp Off Market, Cancelled and Expired Listing)

7 DAY SOLD COMPARISON

Closed Prior Year	Volume	Count	Closed Prior Year	Volume	Count
Tuesday, February 10, 2026	\$1,175,000	1	Friday, February 07, 2025	\$2,734,400	5
Monday, February 09, 2026	\$1,075,000	4	Thursday, February 06, 2025	\$800,000	3
Friday, February 06, 2026	\$7,530,000	9	Wednesday, February 05, 2025	\$1,863,000	4
Thursday, February 05, 2026	\$2,473,500	6	Tuesday, February 04, 2025	\$2,172,500	3
Wednesday, February 04, 2026	\$5,122,000	8	Monday, February 03, 2025	\$6,804,000	5
Total	\$17,375,500	28	Total	\$14,373,900	20

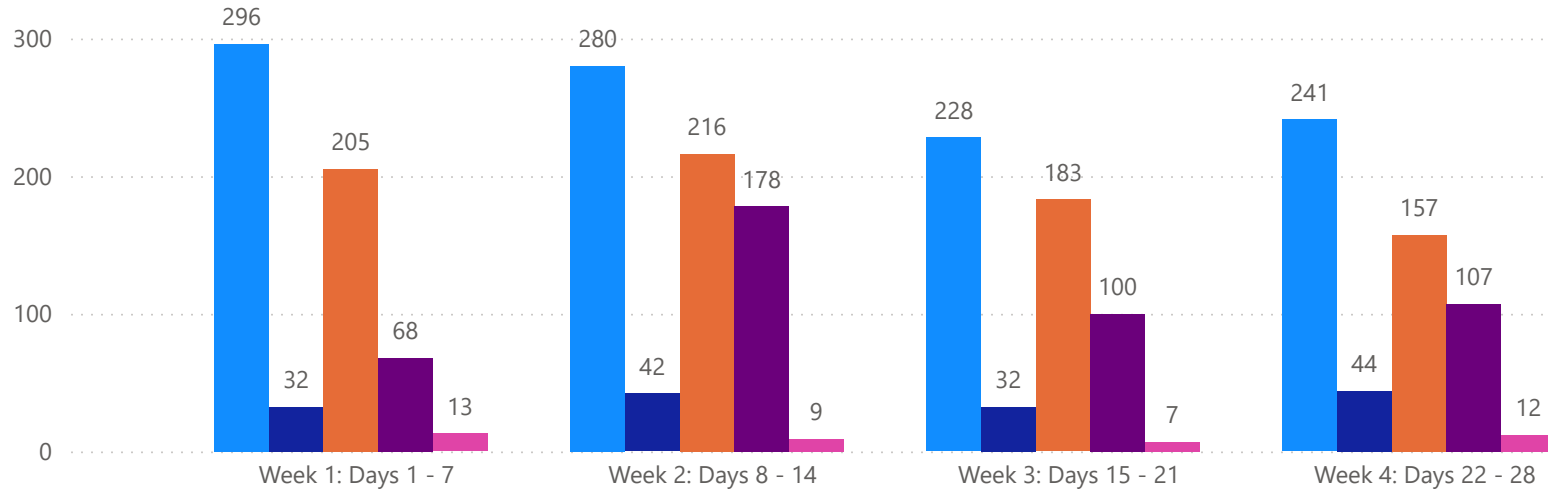


4 WEEK REAL ESTATE MARKET REPORT

MANATEE COUNTY - SINGLE FAMILY HOME

2/10/2026

MLSStatus ● Active ● Canceled ● Pending ● Sold ● Temporarily Off-Market



All data is current as of today, though some MLS statuses may have changed from prior days.

TOTALS

MLS Status	4 Week Total
Active	1045
Canceled	150
Pending	761
Sold	453
Temporarily Off-Market	41

DAILY MARKET CHANGE

Category	Sum of Manatee
Back on the Market	8
New Listings	35
Price Decrease	117
Price Increase	7

*Back on Market can be from these sources - Pending, Temp Off Market, Cancelled and Expired Listing)

7 DAY SOLD COMPARISON

Closed Prior Year	Volume	Count	Closed Prior Year	Volume	Count
Tuesday, February 10, 2026	\$11,729,000	6	Friday, February 07, 2025	\$19,659,634	30
Monday, February 09, 2026	\$6,791,000	9	Thursday, February 06, 2025	\$10,660,290	14
Saturday, February 07, 2026	\$1,550,000	2	Wednesday, February 05, 2025	\$8,582,964	12
Friday, February 06, 2026	\$13,206,663	26	Tuesday, February 04, 2025	\$6,718,400	9
Thursday, February 05, 2026	\$16,318,307	13	Monday, February 03, 2025	\$13,995,668	16
Wednesday, February 04, 2026	\$9,473,850	12	Total	\$59,616,956	81
Total	\$59,068,820	68			

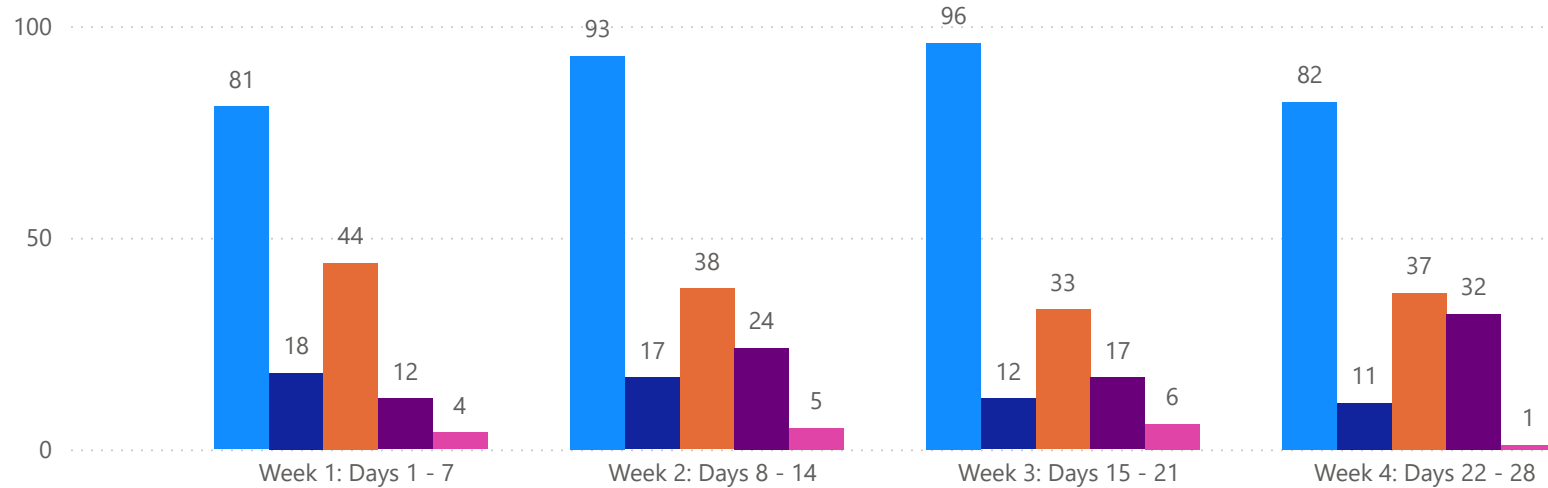


4 WEEK REAL ESTATE MARKET REPORT

MANATEE COUNTY - CONDO

2/10/2026

MLS Status ● Active ● Canceled ● Pending ● Sold ● Temporarily Off-Market



TOTALS

MLS Status	4 Week Total
Active	352
Canceled	58
Pending	152
Sold	85
Temporarily Off-Market	16

DAILY MARKET CHANGE

Category	Sum of Manatee
Back on the Market	2
New Listings	7
Price Decrease	10
Price Increase	0

*Back on Market can be from these sources - Pending, Temp Off Market, Cancelled and Expired Listing)

7 DAY SOLD COMPARISON

Closed Prior Year	Volume	Count	Closed Prior Year	Volume	Count
Tuesday, February 10, 2026	\$210,000	1	Friday, February 07, 2025	\$2,454,000	8
Monday, February 09, 2026	\$933,500	3	Thursday, February 06, 2025	\$635,000	2
Friday, February 06, 2026	\$785,000	3	Wednesday, February 05, 2025	\$1,447,000	3
Thursday, February 05, 2026	\$1,775,000	3	Tuesday, February 04, 2025	\$1,449,800	3
Wednesday, February 04, 2026	\$375,000	2	Monday, February 03, 2025	\$890,000	2
Total	\$4,078,500	12	Total	\$6,875,800	18

