



4 WEEK REAL ESTATE MARKET REPORT

Tuesday, March 3, 2026

As of: Wednesday, March 4, 2026

- 1 Report Breakdown
- 2 Cumulative Tampa Bay Report - Single Family Home
- 3 Cumulative Tampa Bay Report - Condominium
- 4 Pinellas County - Single Family Home
- 5 Pinellas County - Condominium
- 6 Pasco County - Single Family Home
- 7 Pasco County - Condominium
- 8 Hillsborough County - Single Family Home
- 9 Hillsborough County - Condominium
- 10 Sarasota County - Single Family Home
- 11 Sarasota County - Condominium
- 12 Manatee County - Single Family Home
- 13 Manatee County - Condominium

4 WEEK REAL ESTATE MARKET REPORT

REPORT BREAKDOWN

Tuesday, March 3, 2026

as of: 3/4/2026

Day 1	Tuesday, March 3, 2026
Day 2	Monday, March 2, 2026
Day 3	Sunday, March 1, 2026
Day 4	Saturday, February 28, 2026
Day 5	Friday, February 27, 2026
Day 6	Wednesday, March 4, 2026
Day 7	Tuesday, March 3, 2026
Day 8	Monday, March 2, 2026
Day 9	Sunday, March 1, 2026
Day 10	Saturday, February 28, 2026
Day 11	Friday, February 27, 2026
Day 12	Thursday, February 26, 2026
Day 13	Wednesday, February 25, 2026
Day 14	Tuesday, February 24, 2026
Day 15	Monday, February 23, 2026
Day 16	Sunday, February 22, 2026
Day 17	Saturday, February 21, 2026
Day 18	Friday, February 20, 2026
Day 19	Thursday, February 19, 2026
Day 20	Wednesday, February 18, 2026
Day 21	Tuesday, February 17, 2026
Day 22	Monday, February 16, 2026
Day 23	Sunday, February 15, 2026
Day 24	Saturday, February 14, 2026
Day 25	Friday, February 13, 2026
Day 26	Thursday, February 12, 2026
Day 27	Wednesday, February 11, 2026
Day 28	Tuesday, February 10, 2026

REPORT BREAKDOWN

GRAPH:

Active - Newly listed during the date range

Pending - Status changed to 'pending' during the date range

Sold - Closed during the date range

Canceled - Canceled during the date range

Temp off Market - Status changed to 'temp' off market' during the date range

The date ranges are not cumulative.

Day 1: Tuesday, March 3, 2026

Day 28: Tuesday, February 10, 2026

TOTALS:

4 Weeks: The summation of each date range (Day 1 - Day 28)

Market Changes

Day 1's New Listings, Price Increase, Price Decreases and Back on Market

Manatee County - Single Family Home

7 Day Sold Comparison

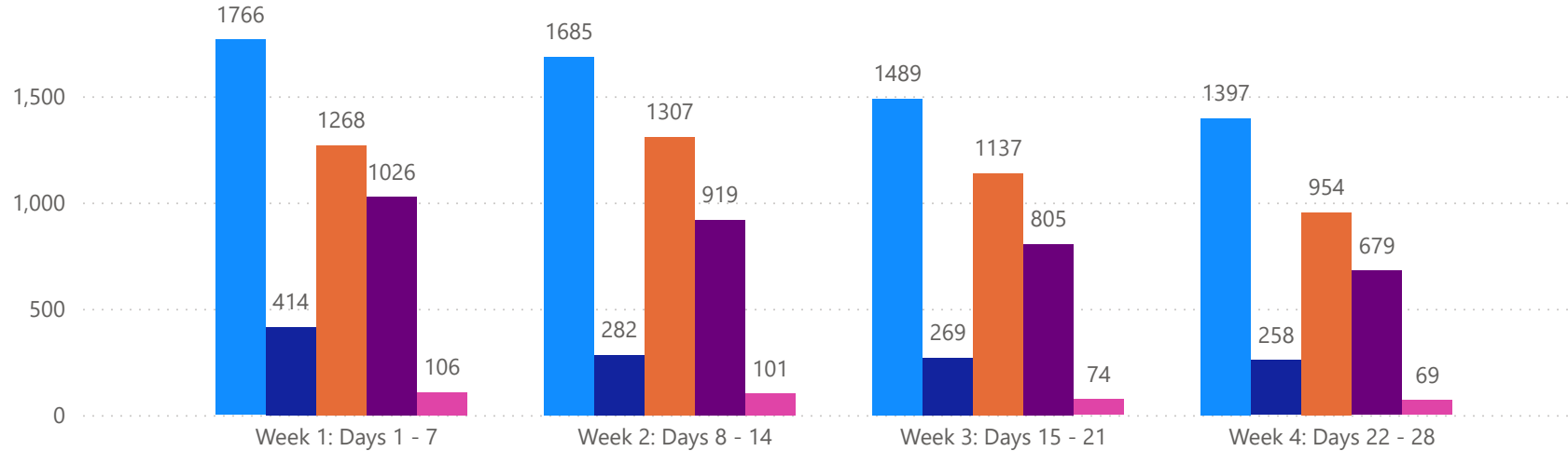
Compares the sold amount and volume in the last 7 days against the same timeframe in the prior year and days 8 - days 14.

4 WEEK REAL ESTATE MARKET REPORT

TAMPA BAY - SINGLE FAMILY HOME

3/3/2026

MLS Status ● Active ● Canceled ● Pending ● Sold ● Temporarily Off-Market



All data is current as of today, though some MLS statuses may have changed from prior days.

TOTALS

MLS Status	4 Week Total
Active	6337
Canceled	1223
Pending	4666
Sold	3429
Temporarily Off-Market	350

DAILY MARKET CHANGE

Category	Sum of Total
Back on the Market	67
New Listings	243
Price Decrease	362
Price Increase	85

*Back on Market can be from these sources - Pending, Temp Off Market, Cancelled and Expired Listing)

7 DAY SOLD COMPARISON

Closed Prior Year	Volume	Count	Closed Prior Year	Volume	Count
Monday, March 02, 2026	\$71,886,813	125	Sunday, March 02, 2025	\$4,225,802	7
Sunday, March 01, 2026	\$1,580,000	3	Saturday, March 01, 2025	\$5,766,855	15
Saturday, February 28, 2026	\$2,675,500	5	Friday, February 28, 2025	\$294,050,605	482
Friday, February 27, 2026	\$258,864,842	450	Thursday, February 27, 2025	\$179,810,133	252
Thursday, February 26, 2026	\$135,405,688	251	Wednesday, February 26, 2025	\$119,716,404	189
Wednesday, February 25, 2026	\$104,724,905	192	Tuesday, February 25, 2025	\$94,649,228	167
Total	\$575,137,748	1026	Monday, February 24, 2025	\$110,005,257	189
			Total	\$808,224,284	1301

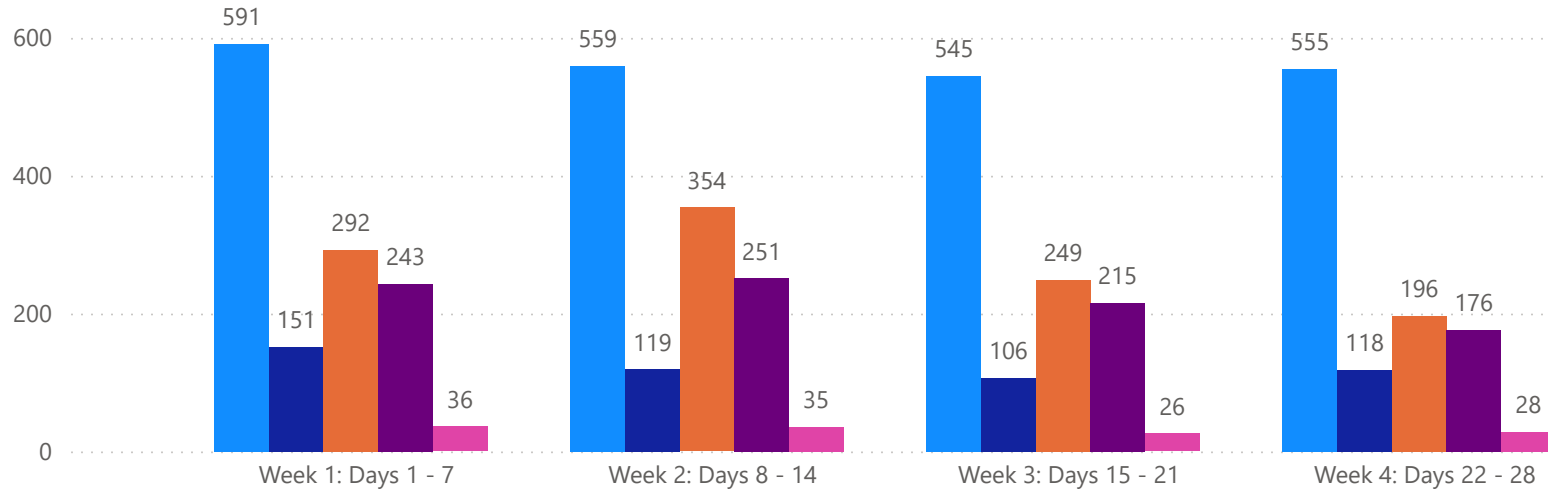


4 WEEK REAL ESTATE MARKET REPORT

TAMPA BAY - CONDO

3/3/2026

MLS Status ● Active ● Canceled ● Pending ● Sold ● Temporarily Off-Market



All data is current as of today, though some MLS statuses may have changed from prior days.

TOTALS

MLS Status	4 Week Total
Active	2250
Canceled	494
Pending	1091
Sold	885
Temporarily Off-Market	125

DAILY MARKET CHANGE

Category	Sum of Total
Back on the Market	18
New Listings	60
Price Decrease	125
Price Increase	2

*Back on Market can be from these sources - Pending, Temp Off Market, Cancelled and Expired Listing)

7 DAY SOLD COMPARISON

Closed Prior Year	Volume	Count	Closed Prior Year	Volume	Count
Tuesday, March 03, 2026	\$225,000	1	Saturday, March 01, 2025	\$834,900	3
Monday, March 02, 2026	\$17,108,302	38	Friday, February 28, 2025	\$55,604,672	134
Saturday, February 28, 2026	\$105,000	1	Thursday, February 27, 2025	\$12,757,297	38
Friday, February 27, 2026	\$46,579,705	106	Wednesday, February 26, 2025	\$18,144,702	44
Thursday, February 26, 2026	\$29,024,235	52	Tuesday, February 25, 2025	\$8,469,497	24
Wednesday, February 25, 2026	\$23,208,250	45	Monday, February 24, 2025	\$11,580,889	29
Total	\$116,250,492	243	Total	\$107,391,957	272

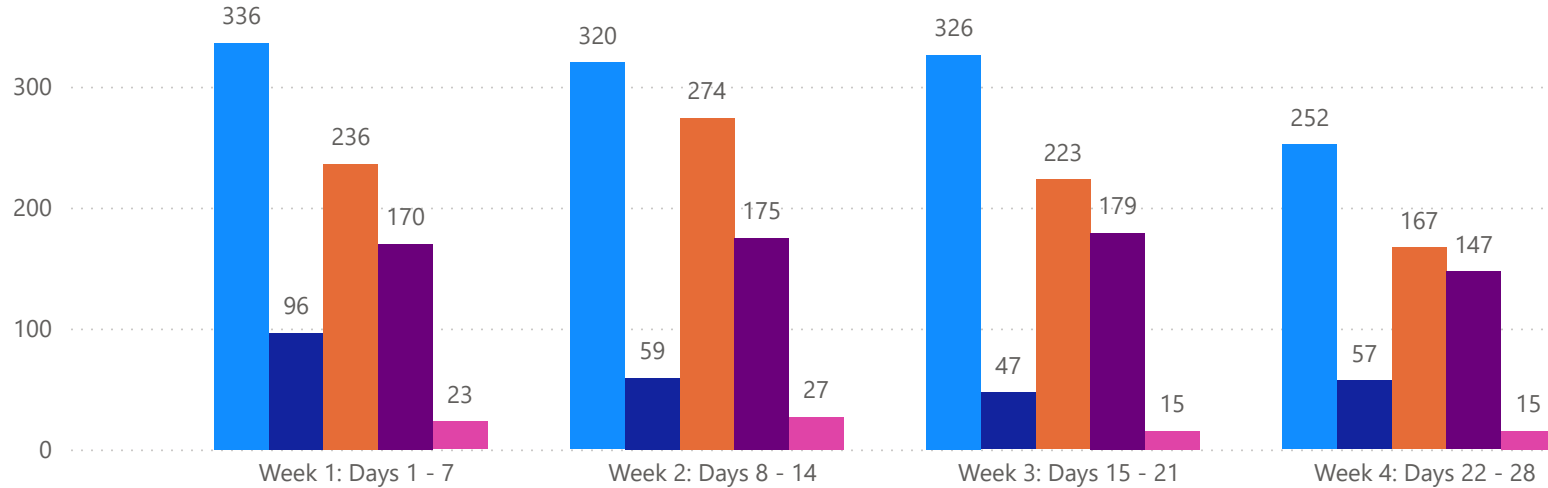


4 WEEK REAL ESTATE MARKET REPORT

PINELLAS COUNTY - SINGLE FAMILY HOME

3/3/2026

MLS Status ● Active ● Canceled ● Pending ● Sold ● Temporarily Off-Market



All data is current as of today, though some MLS statuses may have changed from prior days.

TOTALS

MLS Status	4 Week Total
Active	1234
Canceled	259
Pending	900
Sold	671
Temporarily Off-Market	80

DAILY MARKET CHANGE

Category	Sum of Pinellas
Back on the Market	9
New Listings	31
Price Decrease	75
Price Increase	2

*Back on Market can be from these sources - Pending, Temp Off Market, Cancelled and Expired Listing)

7 DAY SOLD COMPARISON

Closed Prior Year	Volume	Count	Closed Prior Year	Volume	Count
Monday, March 02, 2026	\$14,701,450	29	Saturday, March 01, 2025	\$486,500	2
Sunday, March 01, 2026	\$635,000	1	Friday, February 28, 2025	\$59,653,263	97
Friday, February 27, 2026	\$46,815,560	81	Thursday, February 27, 2025	\$39,320,290	45
Thursday, February 26, 2026	\$18,893,975	32	Wednesday, February 26, 2025	\$32,944,050	42
Wednesday, February 25, 2026	\$15,690,228	27	Tuesday, February 25, 2025	\$19,534,040	38
Total	\$96,736,213	170	Monday, February 24, 2025	\$15,848,450	27
			Total	\$167,786,593	251

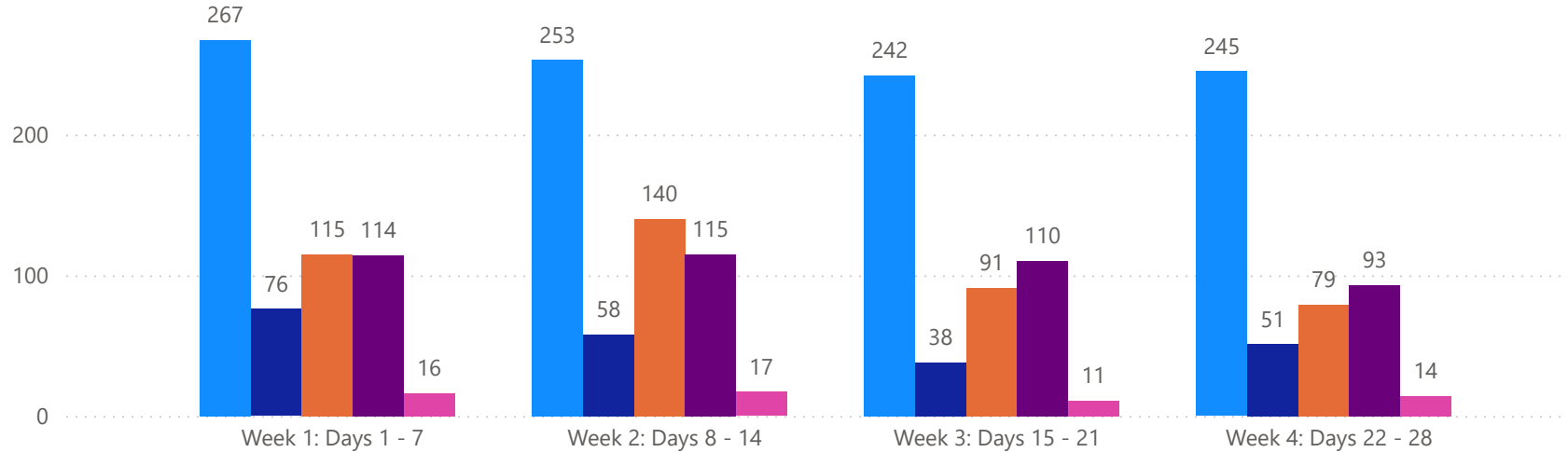


4 WEEK REAL ESTATE MARKET REPORT

PINELLAS COUNTY - CONDO

3/3/2026

MLS Status ● Active ● Canceled ● Pending ● Sold ● Temporarily Off-Market



All data is current as of today, though some MLS statuses may have changed from prior days.

TOTALS

MLS Status	4 Week Total
Active	1007
Canceled	223
Pending	425
Sold	432
Temporarily Off-Market	58

DAILY MARKET CHANGE

Category	Sum of Pinellas
Back on the Market	7
New Listings	24
Price Decrease	54
Price Increase	0

*Back on Market can be from these sources - Pending, Temp Off Market, Cancelled and Expired Listing)

7 DAY SOLD COMPARISON

Closed Prior Year	Volume	Count	Closed Prior Year	Volume	Count
Monday, March 02, 2026	\$6,081,900	16	Saturday, March 01, 2025	\$275,000	1
Saturday, February 28, 2026	\$105,000	1	Friday, February 28, 2025	\$22,689,461	58
Friday, February 27, 2026	\$22,780,555	45	Thursday, February 27, 2025	\$6,556,900	16
Thursday, February 26, 2026	\$15,237,735	26	Wednesday, February 26, 2025	\$11,265,302	24
Wednesday, February 25, 2026	\$18,492,250	26	Tuesday, February 25, 2025	\$2,170,500	7
Total	\$62,697,440	114	Monday, February 24, 2025	\$4,421,599	12
			Total	\$47,378,762	118

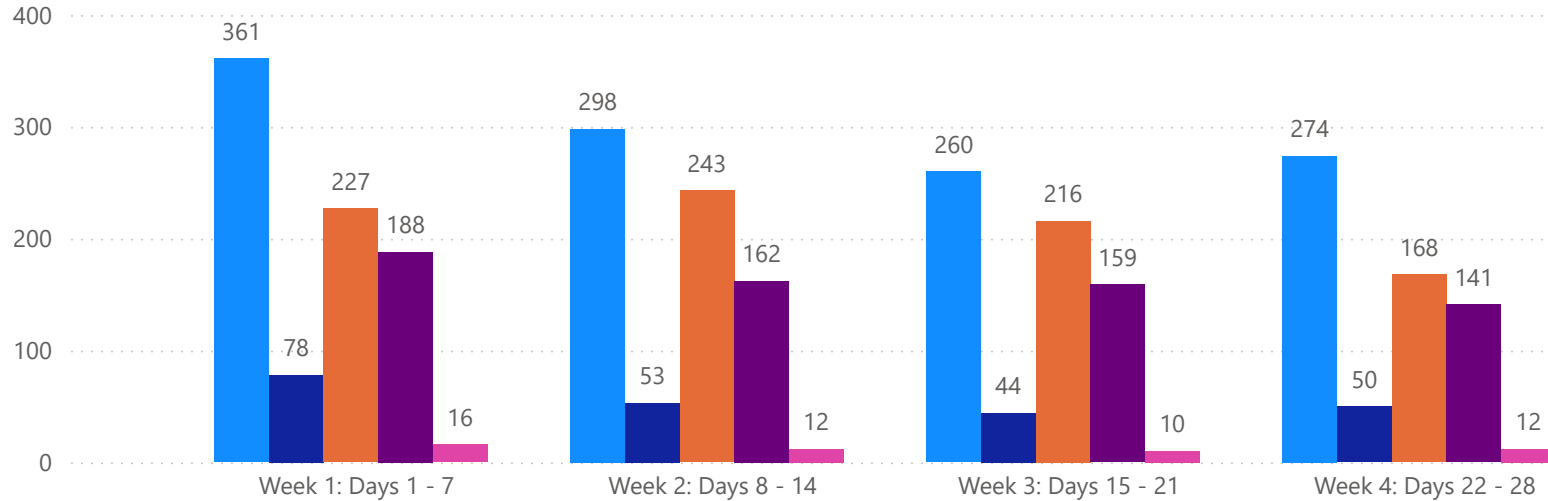


4 WEEK REAL ESTATE MARKET REPORT

PASCO COUNTY - SINGLE FAMILY HOME

3/3/2026

MLS Status ● Active ● Canceled ● Pending ● Sold ● Temporarily Off-Market



All data is current as of today, though some MLS statuses may have changed from prior days.

TOTALS

MLS Status	4 Week Total
Active	1193
Canceled	225
Pending	854
Sold	650
Temporarily Off-Market	50

DAILY MARKET CHANGE

Category	Sum of Pasco
Back on the Market	18
New Listings	57
Price Decrease	77
Price Increase	35

*Back on Market can be from these sources - Pending, Temp Off Market, Cancelled and Expired Listing)

7 DAY SOLD COMPARISON

Closed Prior Year	Volume	Count	Closed Prior Year	Volume	Count
Monday, March 02, 2026	\$8,457,500	18	Sunday, March 02, 2025	\$962,680	3
Friday, February 27, 2026	\$30,269,708	67	Saturday, March 01, 2025	\$711,000	2
Thursday, February 26, 2026	\$26,156,049	63	Friday, February 28, 2025	\$29,707,263	77
Wednesday, February 25, 2026	\$15,686,815	40	Thursday, February 27, 2025	\$25,148,378	56
Total	\$80,570,072	188	Wednesday, February 26, 2025	\$25,949,357	48
			Tuesday, February 25, 2025	\$13,050,301	26
			Monday, February 24, 2025	\$11,219,121	31
			Total	\$106,748,100	243

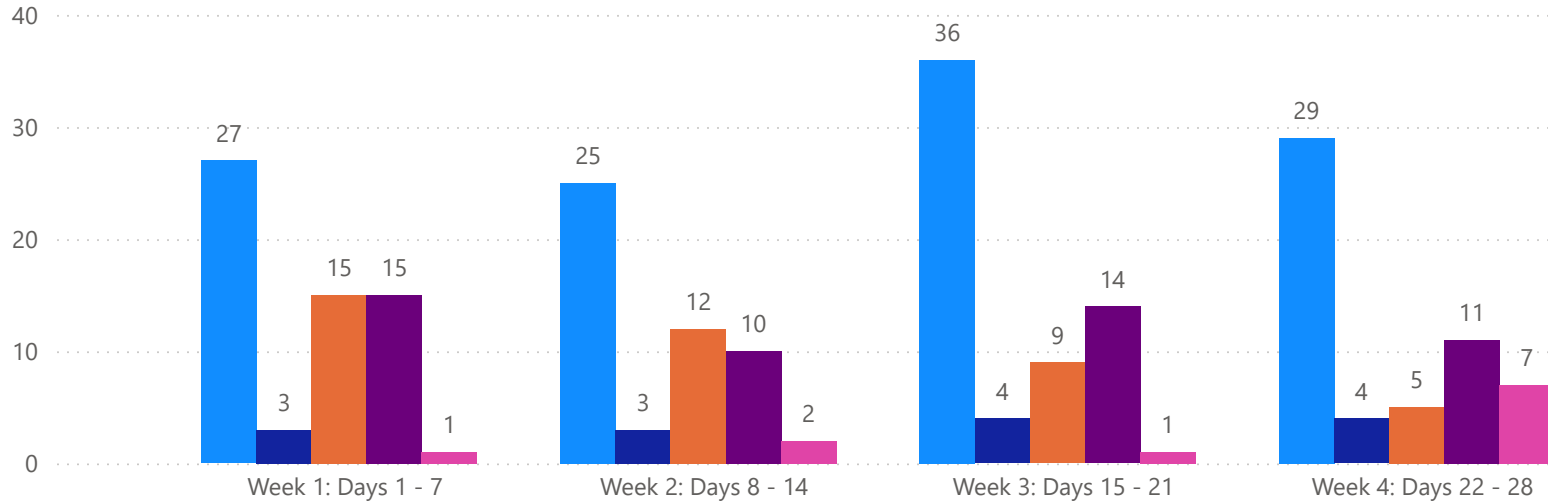


4 WEEK REAL ESTATE MARKET REPORT

PASCO COUNTY - CONDO

3/3/2026

MLS Status ● Active ● Canceled ● Pending ● Sold ● Temporarily Off-Market



All data is current as of today, though some MLS statuses may have changed from prior days.

TOTALS

MLS Status	4 Week Total
Active	117
Canceled	14
Pending	41
Sold	50
Temporarily Off-Market	11

DAILY MARKET CHANGE

Category	Sum of Pasco
Back on the Market	0
New Listings	1
Price Decrease	4
Price Increase	0

*Back on Market can be from these sources - Pending, Temp Off Market, Cancelled and Expired Listing)

7 DAY SOLD COMPARISON

Closed Prior Year	Volume	Count	Closed Prior Year	Volume	Count
Monday, March 02, 2026	\$118,000	1	Friday, February 28, 2025	\$643,500	4
Friday, February 27, 2026	\$1,476,000	8	Thursday, February 27, 2025	\$389,500	3
Thursday, February 26, 2026	\$305,000	2	Wednesday, February 26, 2025	\$848,500	5
Wednesday, February 25, 2026	\$464,500	4	Tuesday, February 25, 2025	\$139,000	1
Total	\$2,363,500	15	Monday, February 24, 2025	\$464,900	2
			Total	\$2,485,400	15

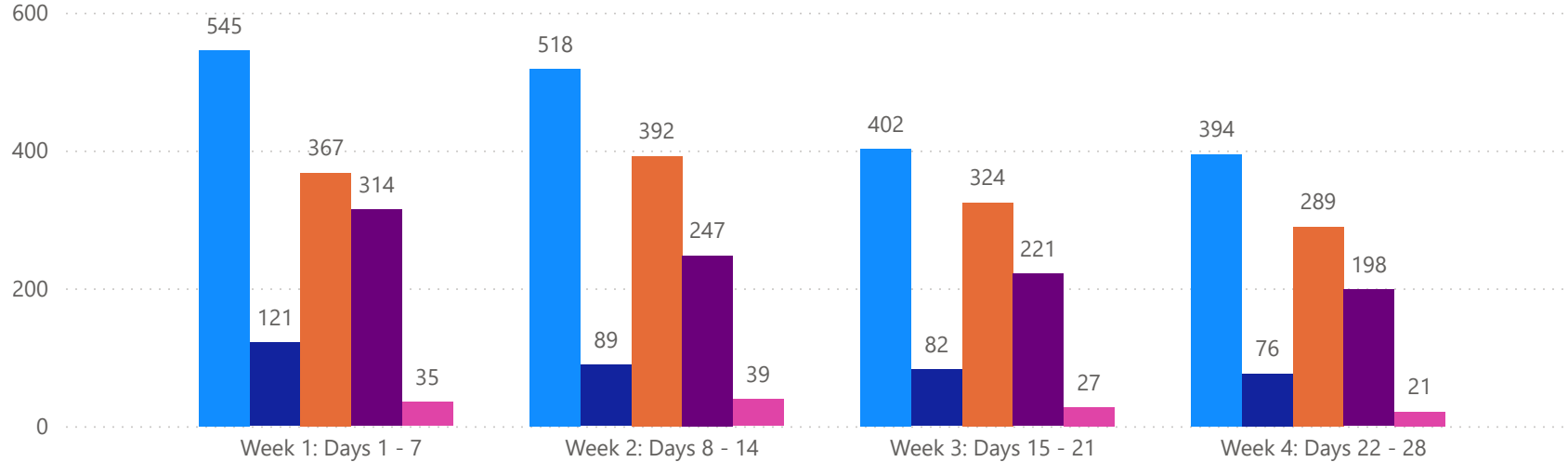


4 WEEK REAL ESTATE MARKET REPORT

HILLSBOROUGH COUNTY - SINGLE FAMILY HOME

3/3/2026

MlsStatus ● Active ● Canceled ● Pending ● Sold ● Temporarily Off-Market



All data is current as of today, though some MLS statuses may have changed from prior days.

TOTALS

MLS Status	4 Week Total
Active	1859
Canceled	368
Pending	1372
Sold	980
Temporarily Off-Market	122

DAILY MARKET CHANGE

Category	Sum of Hillsborough	*Back on Market can be from these sources - Pending, Temp Off Market, Cancelled and Expired Listing)
Back on the Market	18	
New Listings	66	
Price Decrease	78	
Price Increase	14	

7 DAY SOLD COMPARISON

Closed Prior Year	Volume	Count	Closed Prior Year	Volume	Count
Monday, March 02, 2026	\$19,573,463	32	Sunday, March 02, 2025	\$609,900	2
Sunday, March 01, 2026	\$320,000	1	Saturday, March 01, 2025	\$947,790	2
Saturday, February 28, 2026	\$2,376,500	4	Friday, February 28, 2025	\$82,776,064	135
Friday, February 27, 2026	\$85,400,585	158	Thursday, February 27, 2025	\$39,676,358	64
Thursday, February 26, 2026	\$36,443,308	70	Wednesday, February 26, 2025	\$22,198,188	47
Wednesday, February 25, 2026	\$29,663,602	49	Tuesday, February 25, 2025	\$23,214,628	49
Total	\$173,777,458	314	Monday, February 24, 2025	\$40,506,385	69
			Total	\$209,929,313	368

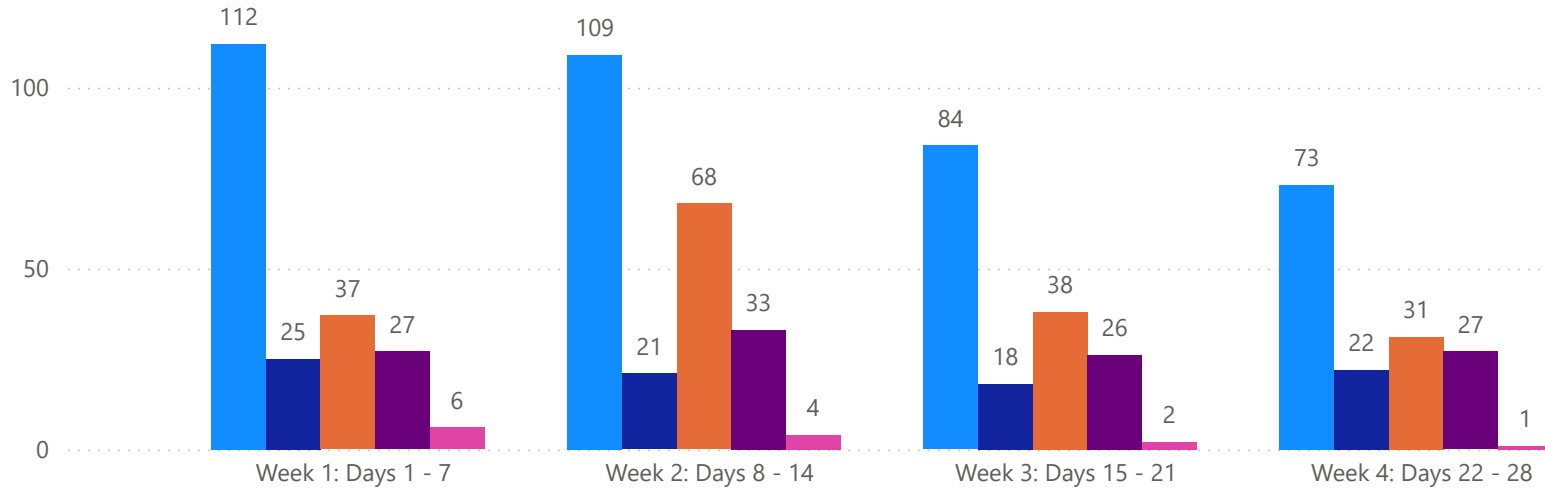


4 WEEK REAL ESTATE MARKET REPORT

HILLSBOROUGH COUNTY - CONDO

3/3/2026

MLS Status ● Active ● Canceled ● Pending ● Sold ● Temporarily Off-Market



All data is current as of today, though some MLS statuses may have changed from prior days.

TOTALS

MLS Status	4 Week Total
Active	378
Canceled	86
Pending	174
Sold	113
Temporarily Off-Market	13

DAILY MARKET CHANGE

Category	Sum of Hillsborough	*Back on Market can be from these sources - Pending, Temp Off Market, Cancelled and Expired Listing)
Back on the Market	3	
New Listings	11	
Price Decrease	16	
Price Increase	0	

7 DAY SOLD COMPARISON

Closed Prior Year	Volume	Count	Closed Prior Year	Volume	Count
Monday, March 02, 2026	\$607,000	3	Friday, February 28, 2025	\$12,937,080	22
Friday, February 27, 2026	\$4,137,000	14	Thursday, February 27, 2025	\$776,000	3
Thursday, February 26, 2026	\$5,641,000	7	Wednesday, February 26, 2025	\$640,000	2
Wednesday, February 25, 2026	\$541,000	3	Tuesday, February 25, 2025	\$1,651,500	6
Total	\$10,926,000	27	Monday, February 24, 2025	\$801,990	4
			Total	\$16,806,570	37

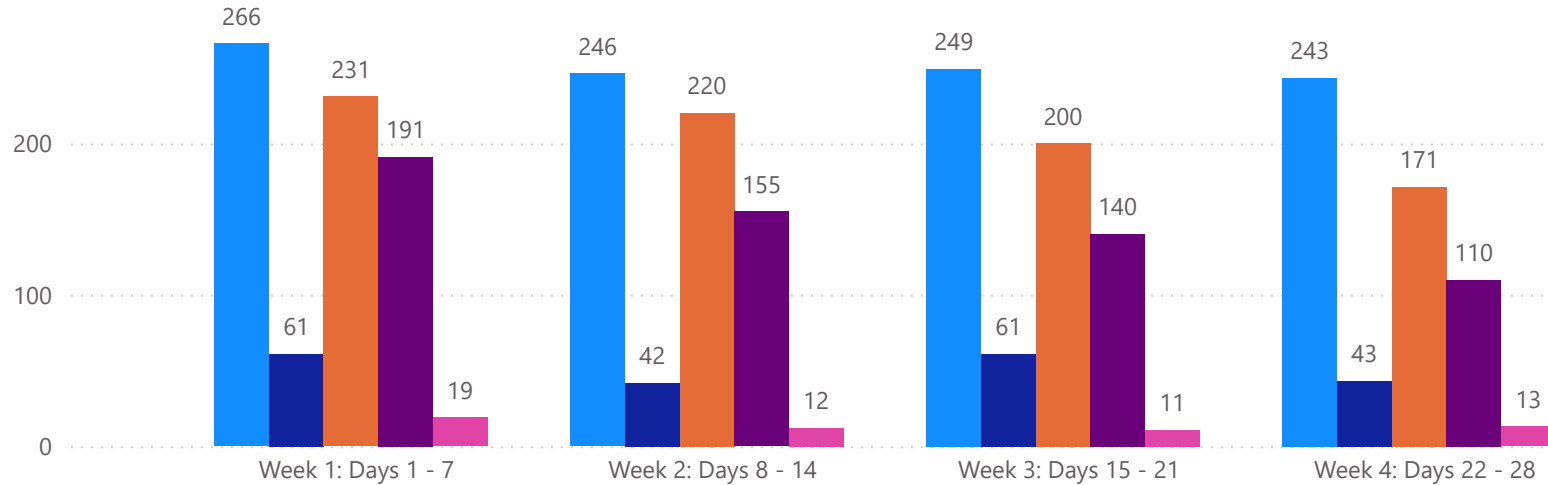


4 WEEK REAL ESTATE MARKET REPORT

SARASOTA COUNTY - SINGLE FAMILY HOME

3/3/2026

MLS Status ● Active ● Canceled ● Pending ● Sold ● Temporarily Off-Market



All data is current as of today, though some MLS statuses may have changed from prior days.

TOTALS

MLS Status	4 Week Total
Active	1004
Canceled	207
Pending	822
Sold	596
Temporarily Off-Market	55

DAILY MARKET CHANGE

Category	Sum of Sarasota
Back on the Market	13
New Listings	43
Price Decrease	72
Price Increase	4

*Back on Market can be from these sources - Pending, Temp Off Market, Cancelled and Expired Listing)

7 DAY SOLD COMPARISON

Closed Prior Year	Volume	Count	Closed Prior Year	Volume	Count
Monday, March 02, 2026	\$17,278,900	29	Saturday, March 01, 2025	\$1,629,000	4
Sunday, March 01, 2026	\$625,000	1	Friday, February 28, 2025	\$66,147,083	88
Saturday, February 28, 2026	\$299,000	1	Thursday, February 27, 2025	\$42,399,485	48
Friday, February 27, 2026	\$57,062,335	77	Wednesday, February 26, 2025	\$18,169,182	22
Thursday, February 26, 2026	\$28,034,996	43	Tuesday, February 25, 2025	\$27,662,400	35
Wednesday, February 25, 2026	\$23,367,280	40	Monday, February 24, 2025	\$25,965,919	33
Total	\$126,667,511	191	Total	\$181,973,069	230

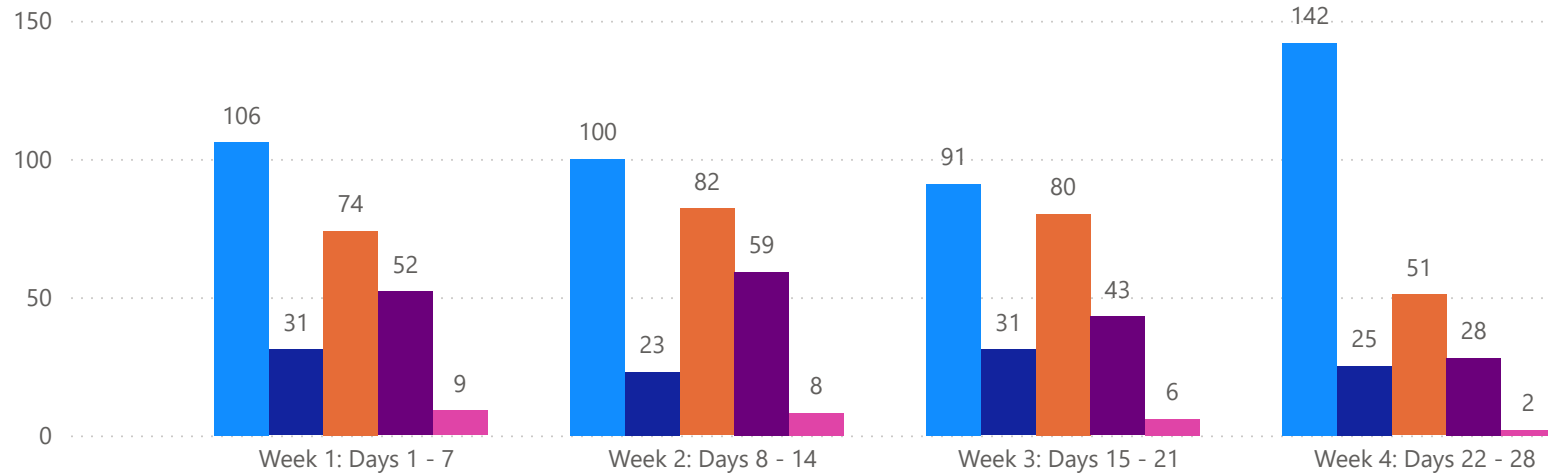


4 WEEK REAL ESTATE MARKET REPORT

SARASOTA COUNTY - CONDO

3/3/2026

MLSStatus ● Active ● Canceled ● Pending ● Sold ● Temporarily Off-Market



All data is current as of today, though some MLS statuses may have changed from prior days.

TOTALS

MLS Status	4 Week Total
Active	439
Canceled	110
Pending	287
Sold	182
Temporarily Off-Market	25

DAILY MARKET CHANGE

Category	Sum of Sarasota
Back on the Market	5
New Listings	19
Price Decrease	27
Price Increase	1

*Back on Market can be from these sources - Pending, Temp Off Market, Cancelled and Expired Listing)

7 DAY SOLD COMPARISON

Closed Prior Year	Volume	Count	Closed Prior Year	Volume	Count
Monday, March 02, 2026	\$8,142,402	11	Saturday, March 01, 2025	\$445,000	1
Friday, February 27, 2026	\$13,328,150	25	Friday, February 28, 2025	\$11,621,870	29
Thursday, February 26, 2026	\$5,421,000	10	Thursday, February 27, 2025	\$3,086,897	11
Wednesday, February 25, 2026	\$1,553,000	6	Wednesday, February 26, 2025	\$3,709,000	8
Total	\$28,444,552	52	Tuesday, February 25, 2025	\$3,108,497	6
			Monday, February 24, 2025	\$2,959,400	7
			Total	\$24,930,664	62

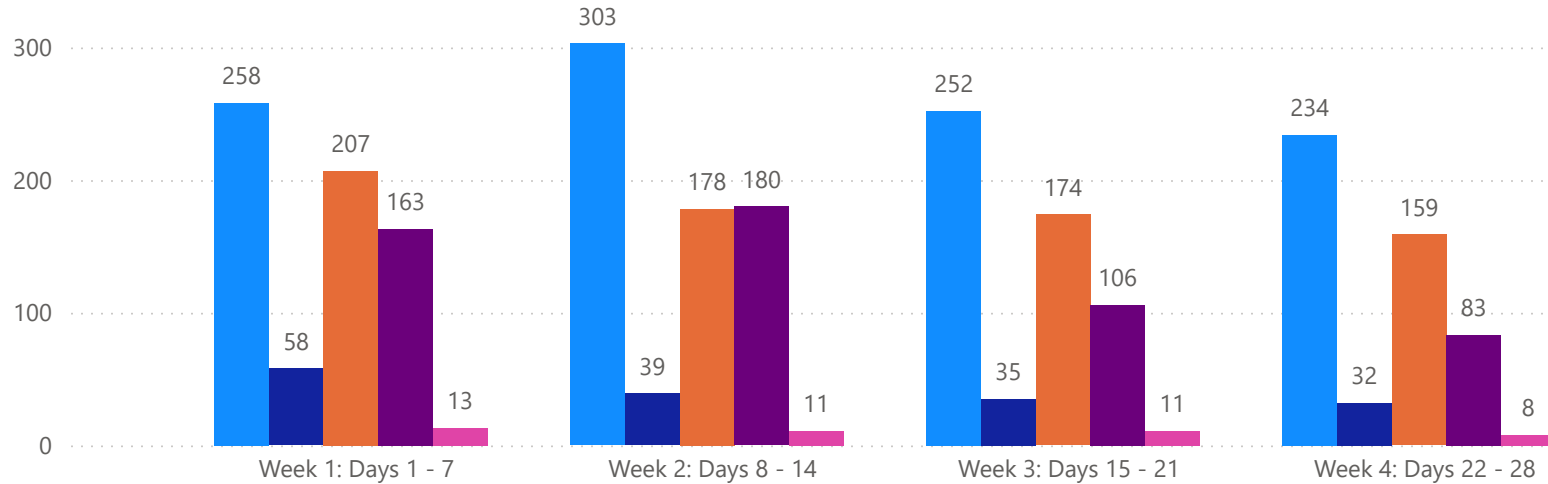


4 WEEK REAL ESTATE MARKET REPORT

MANATEE COUNTY - SINGLE FAMILY HOME

3/3/2026

MlsStatus ● Active ● Canceled ● Pending ● Sold ● Temporarily Off-Market



All data is current as of today, though some MLS statuses may have changed from prior days.

TOTALS

MLS Status	4 Week Total
Active	1047
Canceled	164
Pending	718
Sold	532
Temporarily Off-Market	43

DAILY MARKET CHANGE

Category	Sum of Manatee
Back on the Market	9
New Listings	46
Price Decrease	60
Price Increase	30

*Back on Market can be from these sources - Pending, Temp Off Market, Cancelled and Expired Listing)

7 DAY SOLD COMPARISON

Closed Prior Year	Volume	Count	Closed Prior Year	Volume	Count
Monday, March 02, 2026	\$11,875,500	17	Sunday, March 02, 2025	\$2,653,222	2
Friday, February 27, 2026	\$39,316,654	67	Saturday, March 01, 2025	\$1,992,565	5
Thursday, February 26, 2026	\$25,877,360	43	Friday, February 28, 2025	\$55,766,932	85
Wednesday, February 25, 2026	\$20,316,980	36	Thursday, February 27, 2025	\$33,265,622	39
Total	\$97,386,494	163	Wednesday, February 26, 2025	\$20,455,627	30
			Tuesday, February 25, 2025	\$11,187,859	19
			Monday, February 24, 2025	\$16,465,382	29
			Total	\$141,787,209	209

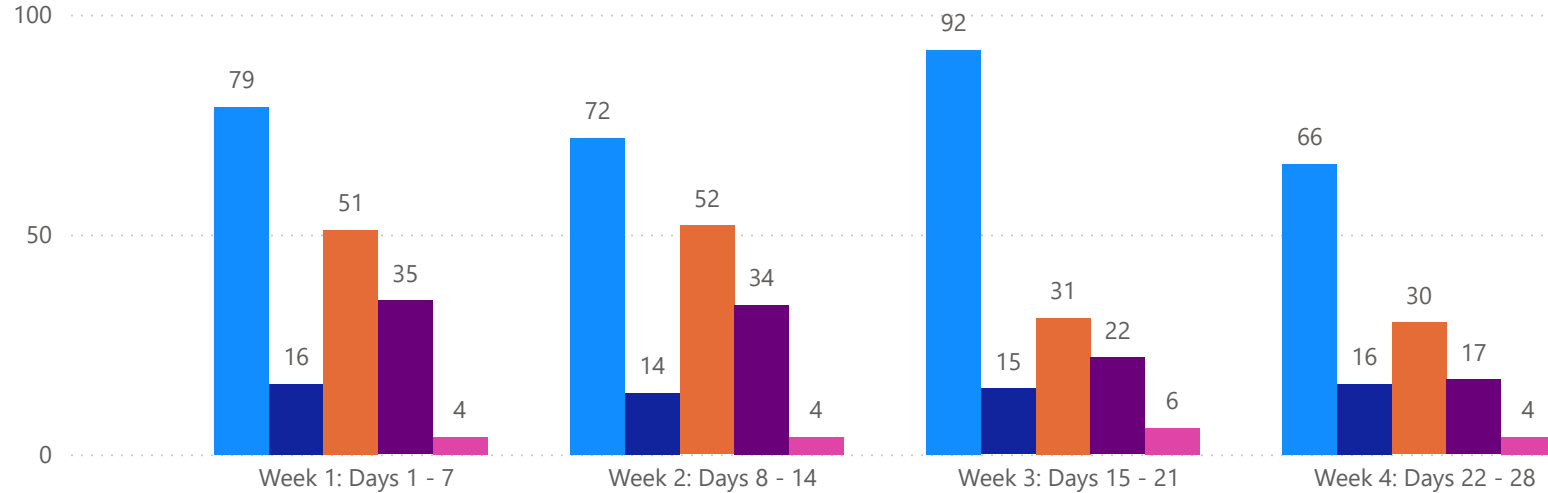


4 WEEK REAL ESTATE MARKET REPORT

MANATEE COUNTY - CONDO

3/3/2026

MLS Status ● Active ● Canceled ● Pending ● Sold ● Temporarily Off-Market



TOTALS

MLS Status	4 Week Total
Active	309
Canceled	61
Pending	164
Sold	108
Temporarily Off-Market	18

DAILY MARKET CHANGE

Category	Sum of Manatee
Back on the Market	3
New Listings	5
Price Decrease	24
Price Increase	1

*Back on Market can be from these sources - Pending, Temp Off Market, Cancelled and Expired Listing)

7 DAY SOLD COMPARISON

Closed Prior Year	Volume	Count	Closed Prior Year	Volume	Count
Tuesday, March 03, 2026	\$225,000	1	Saturday, March 01, 2025	\$114,900	1
Monday, March 02, 2026	\$2,159,000	7	Friday, February 28, 2025	\$7,712,761	21
Friday, February 27, 2026	\$4,858,000	14	Thursday, February 27, 2025	\$1,948,000	5
Thursday, February 26, 2026	\$2,419,500	7	Wednesday, February 26, 2025	\$1,681,900	5
Wednesday, February 25, 2026	\$2,157,500	6	Tuesday, February 25, 2025	\$1,400,000	4
Total	\$11,819,000	35	Monday, February 24, 2025	\$2,933,000	4
			Total	\$15,790,561	40

