



4 WEEK REAL ESTATE MARKET REPORT

Monday, March 16, 2026

As of: Tuesday, March 17, 2026

- 1 Report Breakdown
- 2 Cumulative Tampa Bay Report - Single Family Home
- 3 Cumulative Tampa Bay Report - Condominium
- 4 Pinellas County - Single Family Home
- 5 Pinellas County - Condominium
- 6 Pasco County - Single Family Home
- 7 Pasco County - Condominium
- 8 Hillsborough County - Single Family Home
- 9 Hillsborough County - Condominium
- 10 Sarasota County - Single Family Home
- 11 Sarasota County - Condominium
- 12 Manatee County - Single Family Home
- 13 Manatee County - Condominium

4 WEEK REAL ESTATE MARKET REPORT

REPORT BREAKDOWN

Monday, March 16, 2026

as of: 3/17/2026

Day 1	Monday, March 16, 2026
Day 2	Sunday, March 15, 2026
Day 3	Saturday, March 14, 2026
Day 4	Friday, March 13, 2026
Day 5	Thursday, March 12, 2026
Day 6	Tuesday, March 17, 2026
Day 7	Monday, March 16, 2026
Day 8	Sunday, March 15, 2026
Day 9	Saturday, March 14, 2026
Day 10	Friday, March 13, 2026
Day 11	Thursday, March 12, 2026
Day 12	Wednesday, March 11, 2026
Day 13	Tuesday, March 10, 2026
Day 14	Monday, March 9, 2026
Day 15	Sunday, March 8, 2026
Day 16	Saturday, March 7, 2026
Day 17	Friday, March 6, 2026
Day 18	Thursday, March 5, 2026
Day 19	Wednesday, March 4, 2026
Day 20	Tuesday, March 3, 2026
Day 21	Monday, March 2, 2026
Day 22	Sunday, March 1, 2026
Day 23	Saturday, February 28, 2026
Day 24	Friday, February 27, 2026
Day 25	Thursday, February 26, 2026
Day 26	Wednesday, February 25, 2026
Day 27	Tuesday, February 24, 2026
Day 28	Monday, February 23, 2026

REPORT BREAKDOWN

GRAPH:

Active - Newly listed during the date range

Pending - Status changed to 'pending' during the date range

Sold - Closed during the date range

Canceled - Canceled during the date range

Temp off Market - Status changed to 'temp' off market' during the date range

The date ranges are not cumulative.

Day 1: Monday, March 16, 2026

Day 28: Monday, February 23, 2026

TOTALS:

4 Weeks: The summation of each date range (Day 1 - Day 28)

Market Changes

Day 1's New Listings, Price Increase, Price Decreases and Back on Market

Manatee County - Single Family Home

7 Day Sold Comparison

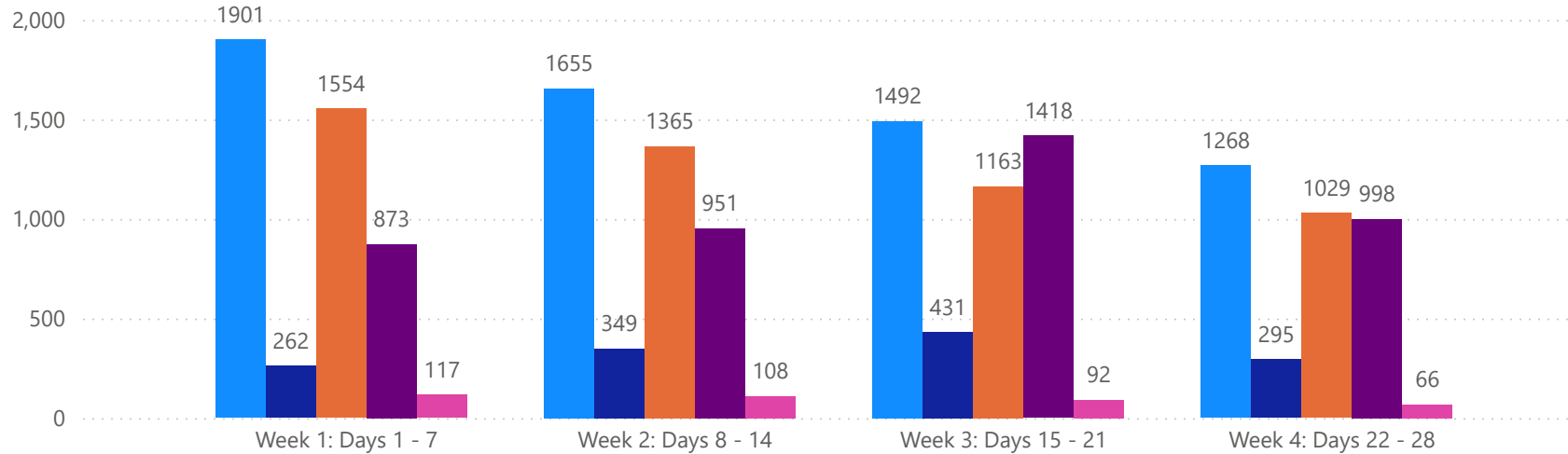
Compares the sold amount and volume in the last 7 days against the same timeframe in the prior year and days 8 - days 14.

4 WEEK REAL ESTATE MARKET REPORT

TAMPA BAY - SINGLE FAMILY HOME

3/16/2026

MLS Status ● Active ● Canceled ● Pending ● Sold ● Temporarily Off-Market



All data is current as of today, though some MLS statuses may have changed from prior days.

TOTALS

MLS Status	4 Week Total
Active	6316
Canceled	1337
Pending	5111
Sold	4240
Temporarily Off-Market	383

DAILY MARKET CHANGE

Category	Sum of Total
Back on the Market	61
New Listings	164
Price Decrease	256
Price Increase	49

*Back on Market can be from these sources - Pending, Temp Off Market, Cancelled and Expired Listing)

7 DAY SOLD COMPARISON

Closed Prior Year	Volume	Count	Closed Prior Year	Volume	Count
Monday, March 16, 2026	\$49,583,006	88	Saturday, March 15, 2025	\$8,414,267	10
Friday, March 13, 2026	\$145,491,211	254	Friday, March 14, 2025	\$207,335,624	388
Thursday, March 12, 2026	\$111,901,884	183	Thursday, March 13, 2025	\$78,418,809	148
Wednesday, March 11, 2026	\$82,774,654	151	Wednesday, March 12, 2025	\$84,839,029	147
Tuesday, March 10, 2026	\$111,677,888	197	Tuesday, March 11, 2025	\$76,884,853	149
Total	\$501,428,643	873	Monday, March 10, 2025	\$110,006,141	183
			Sunday, March 09, 2025	\$6,203,200	5
			Total	\$572,101,923	1030

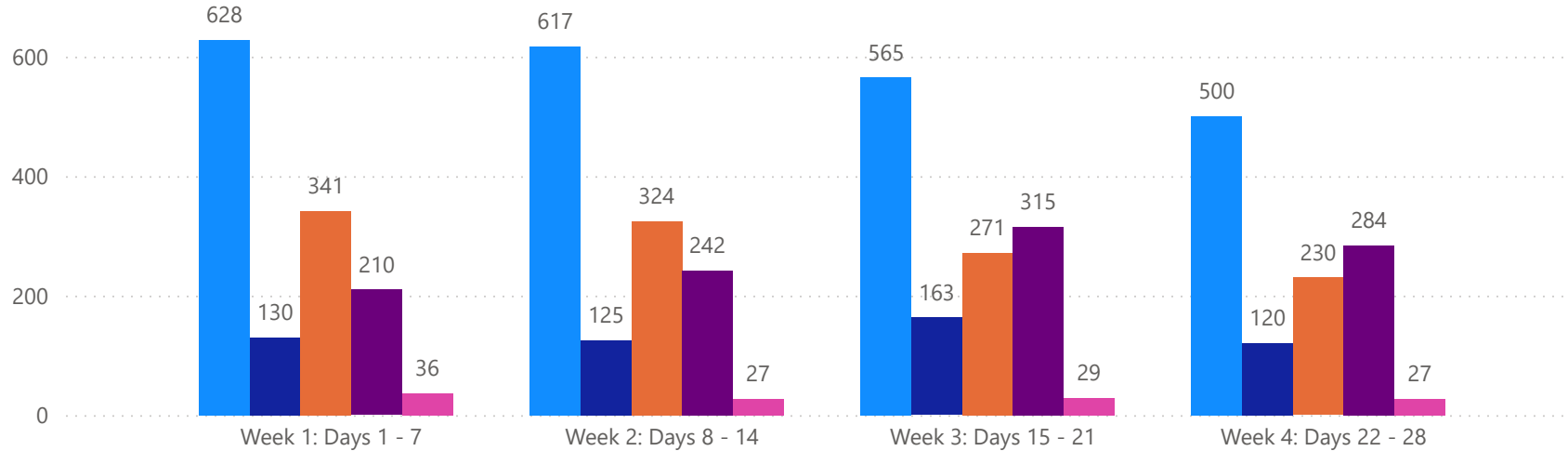


4 WEEK REAL ESTATE MARKET REPORT

TAMPA BAY - CONDO

3/16/2026

MlsStatus ● Active ● Canceled ● Pending ● Sold ● Temporarily Off-Market



All data is current as of today, though some MLS statuses may have changed from prior days.

TOTALS


MLS Status	4 Week Total
Active	2310
Canceled	538
Pending	1166
Sold	1051
Temporarily Off-Market	119

DAILY MARKET CHANGE

Category	Sum of Total	
Back on the Market	13	*Back on Market can be from these sources - Pending, Temp Off Market, Cancelled and Expired Listing)
New Listings	49	
Price Decrease	94	
Price Increase	3	

7 DAY SOLD COMPARISON

Closed Prior Year	Volume	Count	Closed Prior Year	Volume	Count
Monday, March 16, 2026	\$14,444,900	20	Friday, March 14, 2025	\$37,923,340	86
Sunday, March 15, 2026	\$2,250,000	1	Thursday, March 13, 2025	\$10,539,900	30
Saturday, March 14, 2026	\$445,000	1	Wednesday, March 12, 2025	\$18,855,800	30
Friday, March 13, 2026	\$26,539,339	54	Tuesday, March 11, 2025	\$24,925,000	39
Thursday, March 12, 2026	\$26,971,110	54	Monday, March 10, 2025	\$9,137,600	28
Wednesday, March 11, 2026	\$36,873,775	37	Total	\$101,381,640	213
Tuesday, March 10, 2026	\$30,358,987	43			
Total	\$137,883,111	210			

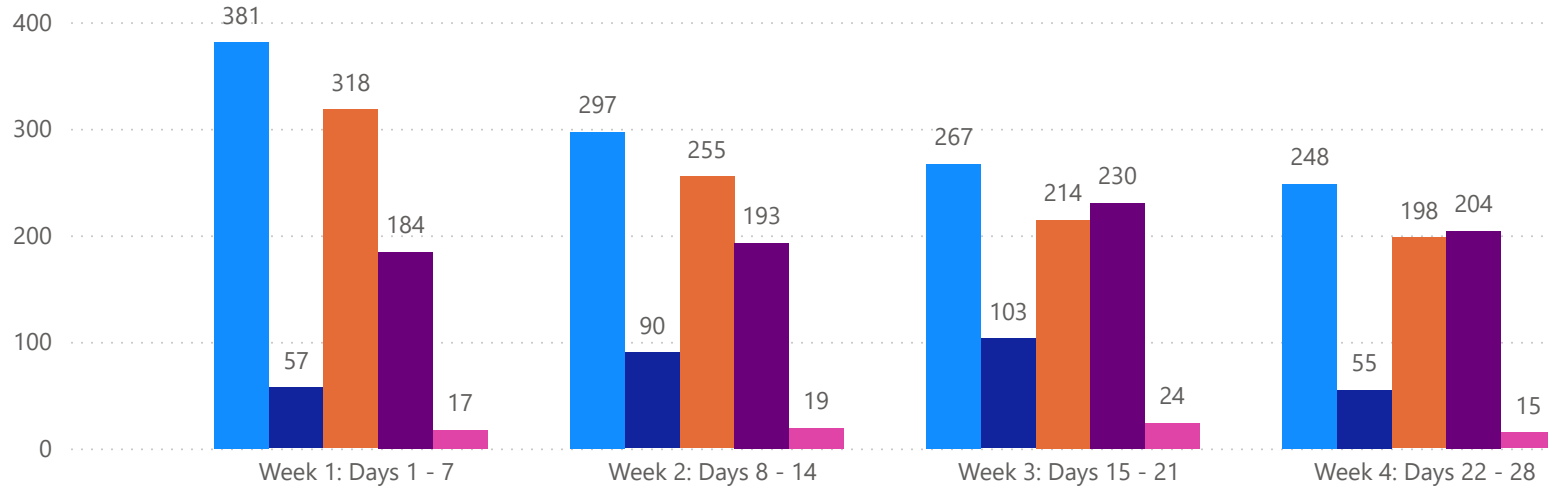


4 WEEK REAL ESTATE MARKET REPORT

PINELLAS COUNTY - SINGLE FAMILY HOME

3/16/2026

MLS Status ● Active ● Canceled ● Pending ● Sold ● Temporarily Off-Market



All data is current as of today, though some MLS statuses may have changed from prior days.

TOTALS

MLS Status	4 Week Total
Active	1193
Canceled	305
Pending	985
Sold	811
Temporarily Off-Market	75

DAILY MARKET CHANGE

Category	Sum of Pinellas
Back on the Market	11
New Listings	25
Price Decrease	60
Price Increase	5

*Back on Market can be from these sources - Pending, Temp Off Market, Cancelled and Expired Listing)

7 DAY SOLD COMPARISON

Closed Prior Year	Volume	Count	Closed Prior Year	Volume	Count
Monday, March 16, 2026	\$12,943,560	23	Saturday, March 15, 2025	\$1,450,000	1
Friday, March 13, 2026	\$25,364,150	43	Friday, March 14, 2025	\$52,646,025	100
Thursday, March 12, 2026	\$27,323,950	47	Thursday, March 13, 2025	\$14,961,900	25
Wednesday, March 11, 2026	\$17,329,400	33	Wednesday, March 12, 2025	\$20,062,850	34
Tuesday, March 10, 2026	\$24,625,250	38	Tuesday, March 11, 2025	\$14,132,499	25
Total	\$107,586,310	184	Monday, March 10, 2025	\$19,843,562	39
			Sunday, March 09, 2025	\$450,000	1
			Total	\$123,546,836	225

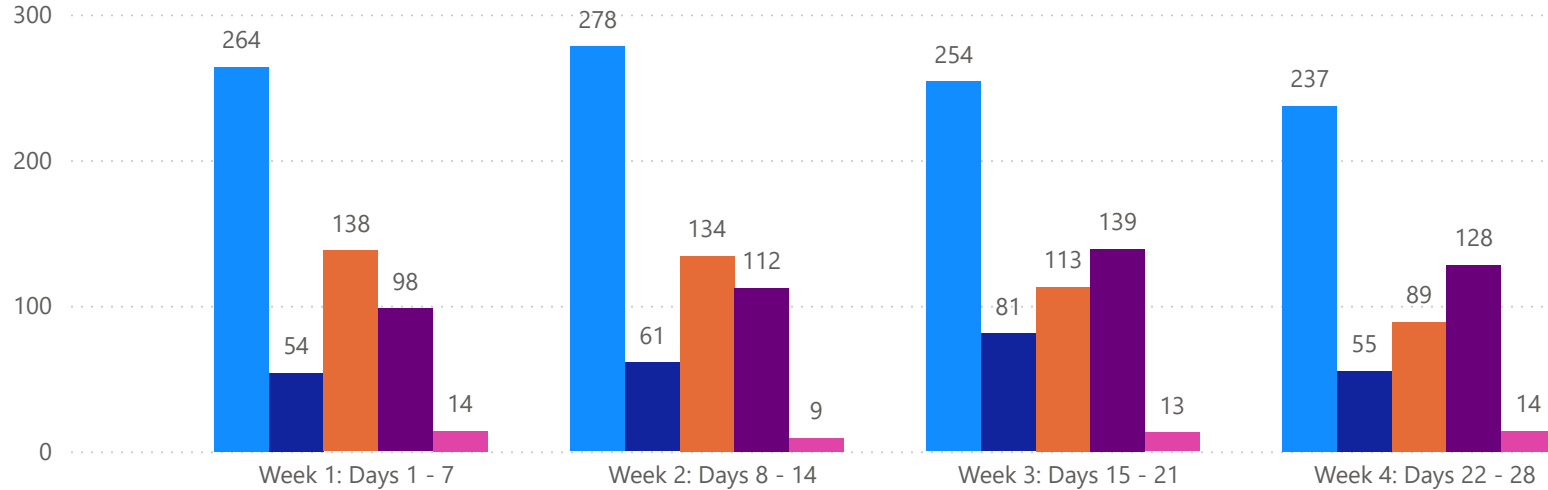


4 WEEK REAL ESTATE MARKET REPORT

PINELLAS COUNTY - CONDO

3/16/2026

MLS Status ● Active ● Canceled ● Pending ● Sold ● Temporarily Off-Market



All data is current as of today, though some MLS statuses may have changed from prior days.

TOTALS

MLS Status	4 Week Total
Active	1033
Canceled	251
Pending	474
Sold	477
Temporarily Off-Market	50

DAILY MARKET CHANGE

Category	Sum of Pinellas
Back on the Market	2
New Listings	20
Price Decrease	39
Price Increase	3

*Back on Market can be from these sources - Pending, Temp Off Market, Cancelled and Expired Listing)

7 DAY SOLD COMPARISON

Closed Prior Year	Volume	Count	Closed Prior Year	Volume	Count
Monday, March 16, 2026	\$5,972,900	8	Friday, March 14, 2025	\$11,622,290	32
Friday, March 13, 2026	\$10,681,800	23	Thursday, March 13, 2025	\$4,048,900	15
Thursday, March 12, 2026	\$16,043,210	27	Wednesday, March 12, 2025	\$6,389,500	12
Wednesday, March 11, 2026	\$25,234,375	20	Tuesday, March 11, 2025	\$13,005,200	19
Tuesday, March 10, 2026	\$17,340,987	20	Monday, March 10, 2025	\$3,680,200	10
Total	\$75,273,272	98	Total	\$38,746,090	88

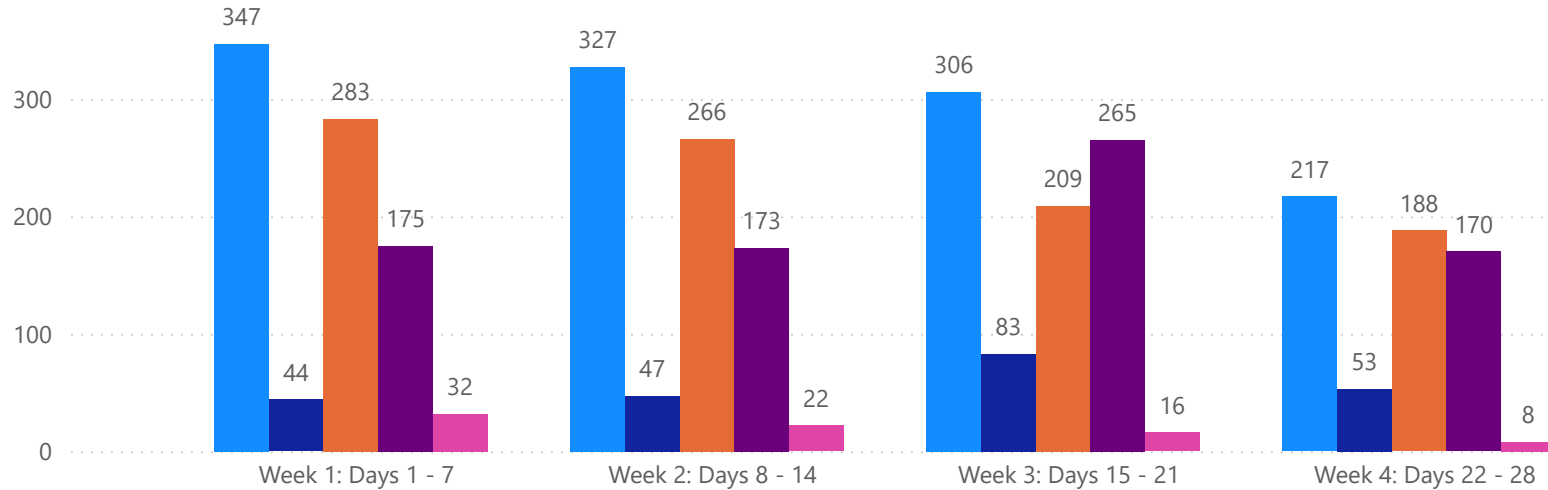


4 WEEK REAL ESTATE MARKET REPORT

PASCO COUNTY - SINGLE FAMILY HOME

3/16/2026

MLS Status ● Active ● Canceled ● Pending ● Sold ● Temporarily Off-Market



All data is current as of today, though some MLS statuses may have changed from prior days.

TOTALS

MLS Status	4 Week Total
Active	1197
Canceled	227
Pending	946
Sold	783
Temporarily Off-Market	78

DAILY MARKET CHANGE

Category	Sum of Pasco
Back on the Market	11
New Listings	33
Price Decrease	49
Price Increase	26

*Back on Market can be from these sources - Pending, Temp Off Market, Cancelled and Expired Listing)

7 DAY SOLD COMPARISON

Closed Prior Year	Volume	Count	Closed Prior Year	Volume	Count
Monday, March 16, 2026	\$8,898,823	21	Saturday, March 15, 2025	\$795,000	2
Friday, March 13, 2026	\$22,831,390	51	Friday, March 14, 2025	\$29,574,971	71
Thursday, March 12, 2026	\$13,091,077	29	Thursday, March 13, 2025	\$10,956,730	28
Wednesday, March 11, 2026	\$12,692,770	37	Wednesday, March 12, 2025	\$8,734,330	24
Tuesday, March 10, 2026	\$13,278,014	37	Tuesday, March 11, 2025	\$8,900,090	24
Total	\$70,792,074	175	Monday, March 10, 2025	\$15,265,305	40
			Total	\$74,226,426	189

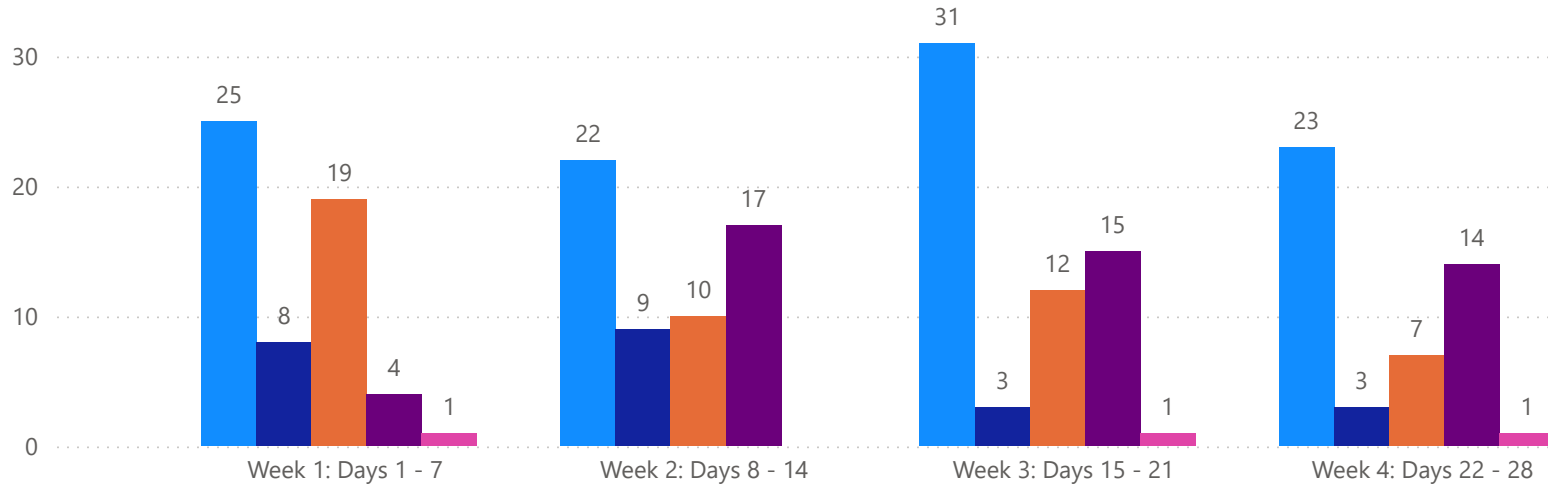


4 WEEK REAL ESTATE MARKET REPORT

PASCO COUNTY - CONDO

3/16/2026

MLSStatus ● Active ● Canceled ● Pending ● Sold ● Temporarily Off-Market



All data is current as of today, though some MLS statuses may have changed from prior days.

TOTALS

MLS Status	4 Week Total
Active	101
Canceled	23
Pending	48
Sold	50
Temporarily Off-Market	3


DAILY MARKET CHANGE

Category	Sum of Pasco
Back on the Market	5
New Listings	3
Price Decrease	3
Price Increase	0

*Back on Market can be from these sources - Pending, Temp Off Market, Cancelled and Expired Listing)

7 DAY SOLD COMPARISON

Closed Prior Year	Volume	Count	Closed Prior Year	Volume	Count
Monday, March 16, 2026	\$165,000	1	Friday, March 14, 2025	\$1,472,900	8
Thursday, March 12, 2026	\$250,000	1	Thursday, March 13, 2025	\$205,000	1
Wednesday, March 11, 2026	\$253,500	2	Monday, March 10, 2025	\$131,000	1
Total	\$668,500	4	Total	\$1,808,900	10

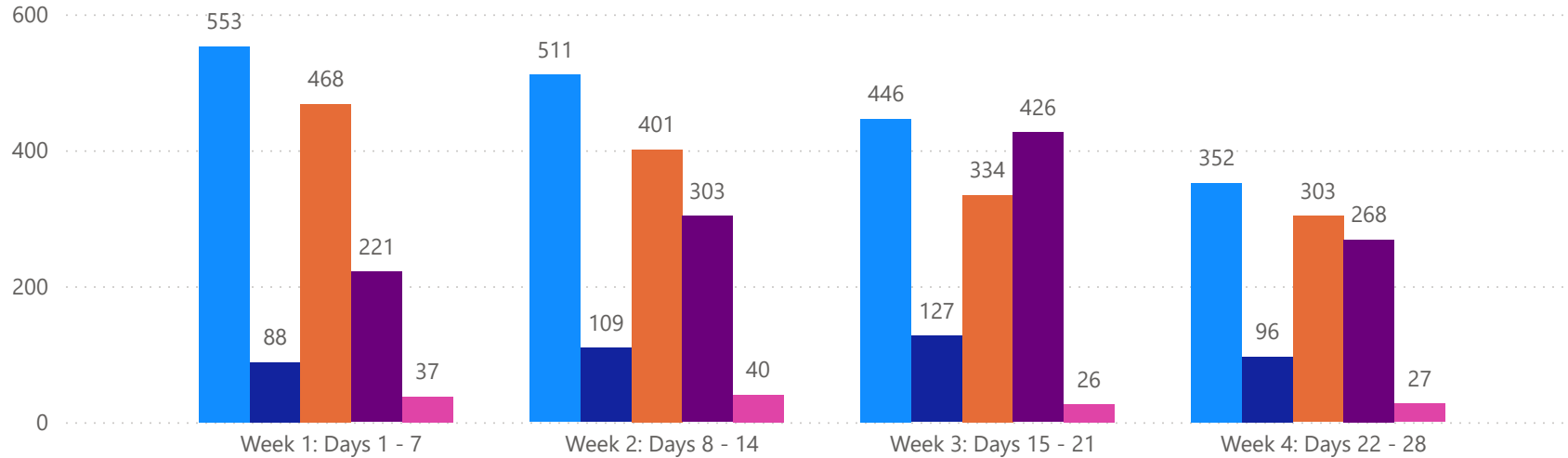


4 WEEK REAL ESTATE MARKET REPORT

HILLSBOROUGH COUNTY - SINGLE FAMILY HOME

3/16/2026

MlsStatus ● Active ● Canceled ● Pending ● Sold ● Temporarily Off-Market



All data is current as of today, though some MLS statuses may have changed from prior days.

TOTALS

MLS Status	4 Week Total
Active	1862
Canceled	420
Pending	1506
Sold	1218
Temporarily Off-Market	130

DAILY MARKET CHANGE

Category	Sum of Hillsborough	*Back on Market can be from these sources - Pending, Temp Off Market, Cancelled and Expired Listing)
Back on the Market	18	
New Listings	37	
Price Decrease	63	
Price Increase	12	

7 DAY SOLD COMPARISON

Closed Prior Year	Volume	Count	Closed Prior Year	Volume	Count
Monday, March 16, 2026	\$6,510,390	15	Saturday, March 15, 2025	\$2,585,000	3
Friday, March 13, 2026	\$34,121,397	69	Friday, March 14, 2025	\$55,694,948	113
Thursday, March 12, 2026	\$25,746,353	45	Thursday, March 13, 2025	\$21,423,100	47
Wednesday, March 11, 2026	\$22,540,726	38	Wednesday, March 12, 2025	\$20,663,122	48
Tuesday, March 10, 2026	\$29,158,075	54	Tuesday, March 11, 2025	\$19,111,620	42
Total	\$118,076,941	221	Monday, March 10, 2025	\$23,606,928	49
			Sunday, March 09, 2025	\$380,000	1
			Total	\$143,464,718	303

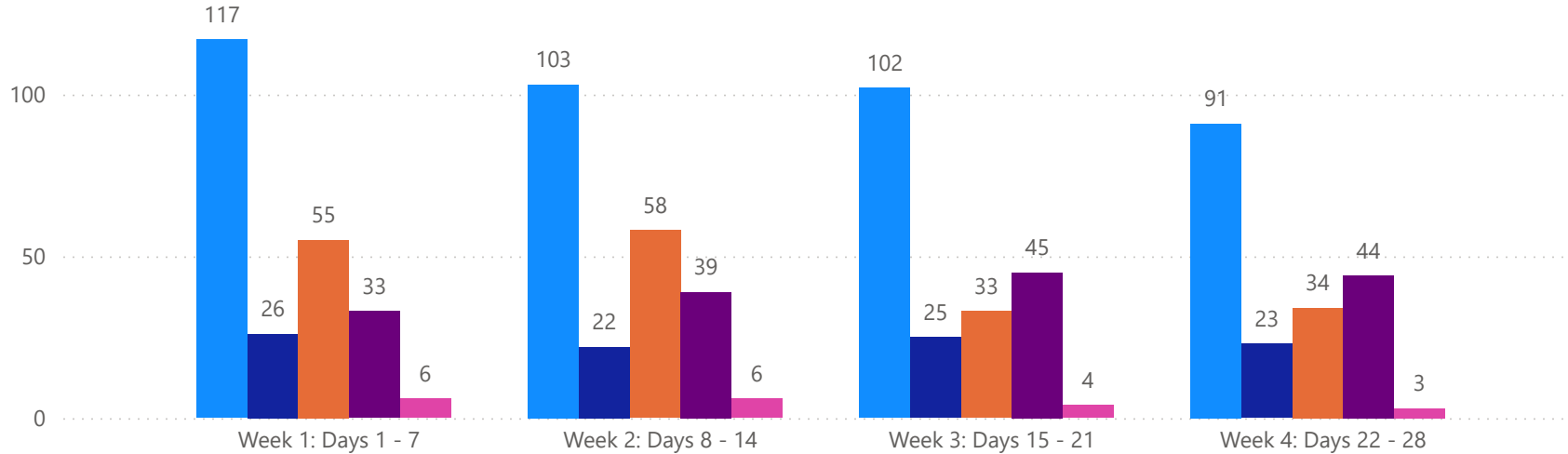


4 WEEK REAL ESTATE MARKET REPORT

HILLSBOROUGH COUNTY - CONDO

3/16/2026

MLS Status ● Active ● Canceled ● Pending ● Sold ● Temporarily Off-Market



All data is current as of today, though some MLS statuses may have changed from prior days.

TOTALS

MLS Status	4 Week Total
Active	413
Canceled	96
Pending	180
Sold	161
Temporarily Off-Market	19

DAILY MARKET CHANGE

Category	Sum of Hillsborough	*Back on Market can be from these sources - Pending, Temp Off Market, Cancelled and Expired Listing)
Back on the Market	0	
New Listings	7	
Price Decrease	7	
Price Increase	0	

7 DAY SOLD COMPARISON

Closed Prior Year	Volume	Count	Closed Prior Year	Volume	Count
Monday, March 16, 2026	\$760,000	2	Friday, March 14, 2025	\$3,183,400	14
Sunday, March 15, 2026	\$2,250,000	1	Thursday, March 13, 2025	\$722,000	2
Friday, March 13, 2026	\$2,195,500	10	Wednesday, March 12, 2025	\$1,418,500	4
Thursday, March 12, 2026	\$5,935,000	9	Tuesday, March 11, 2025	\$1,259,900	6
Wednesday, March 11, 2026	\$1,912,000	3	Monday, March 10, 2025	\$556,900	3
Tuesday, March 10, 2026	\$1,723,000	8	Total	\$7,140,700	29
Total	\$14,775,500	33			

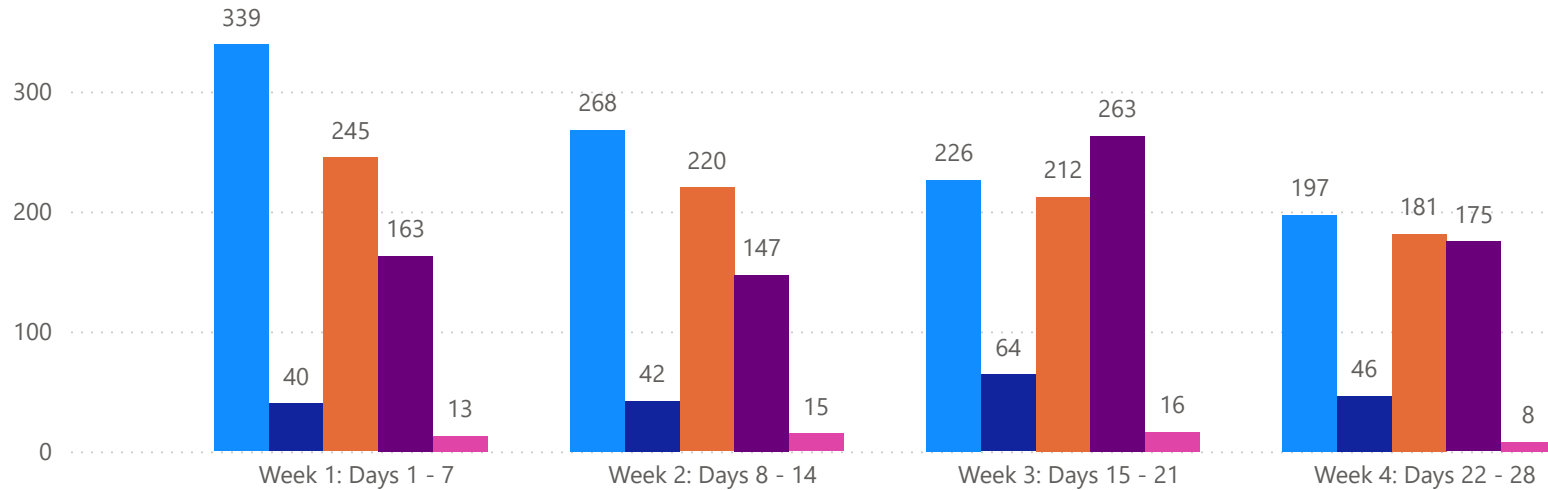


4 WEEK REAL ESTATE MARKET REPORT

SARASOTA COUNTY - SINGLE FAMILY HOME

3/16/2026

MLS Status ● Active ● Canceled ● Pending ● Sold ● Temporarily Off-Market



All data is current as of today, though some MLS statuses may have changed from prior days.

TOTALS

MLS Status	4 Week Total
Active	1030
Canceled	192
Pending	858
Sold	748
Temporarily Off-Market	52

DAILY MARKET CHANGE

Category	Sum of Sarasota
Back on the Market	10
New Listings	32
Price Decrease	41
Price Increase	2

*Back on Market can be from these sources - Pending, Temp Off Market, Cancelled and Expired Listing)

7 DAY SOLD COMPARISON

Closed Prior Year	Volume	Count	Closed Prior Year	Volume	Count
Monday, March 16, 2026	\$7,259,900	11	Saturday, March 15, 2025	\$1,321,767	2
Friday, March 13, 2026	\$32,403,030	52	Friday, March 14, 2025	\$38,156,150	54
Thursday, March 12, 2026	\$25,892,905	35	Thursday, March 13, 2025	\$17,790,613	30
Wednesday, March 11, 2026	\$15,143,000	23	Wednesday, March 12, 2025	\$23,071,327	27
Tuesday, March 10, 2026	\$24,916,600	42	Tuesday, March 11, 2025	\$18,447,529	33
Total	\$105,615,435	163	Monday, March 10, 2025	\$34,735,888	34
			Sunday, March 09, 2025	\$4,599,491	2
			Total	\$138,122,765	182

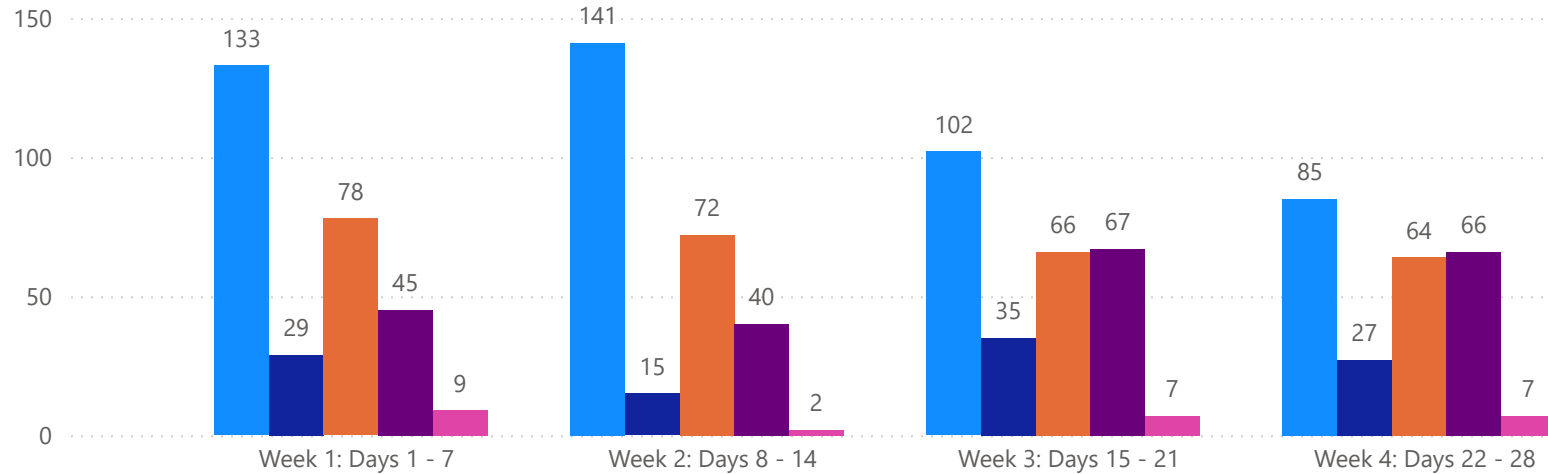


4 WEEK REAL ESTATE MARKET REPORT

SARASOTA COUNTY - CONDO

3/16/2026

MLSStatus ● Active ● Canceled ● Pending ● Sold ● Temporarily Off-Market



All data is current as of today, though some MLS statuses may have changed from prior days.

TOTALS

MLS Status	4 Week Total
Active	461
Canceled	106
Pending	280
Sold	218
Temporarily Off-Market	25

DAILY MARKET CHANGE

Category	Sum of Sarasota
Back on the Market	3
New Listings	13
Price Decrease	22
Price Increase	0

*Back on Market can be from these sources - Pending, Temp Off Market, Cancelled and Expired Listing)

7 DAY SOLD COMPARISON

Closed Prior Year	Volume	Count	Closed Prior Year	Volume	Count
Monday, March 16, 2026	\$4,915,000	6	Friday, March 14, 2025	\$15,625,450	17
Friday, March 13, 2026	\$11,260,789	13	Thursday, March 13, 2025	\$1,281,500	4
Thursday, March 12, 2026	\$3,023,900	10	Wednesday, March 12, 2025	\$9,872,800	11
Wednesday, March 11, 2026	\$7,954,000	7	Tuesday, March 11, 2025	\$8,849,900	11
Tuesday, March 10, 2026	\$9,405,000	9	Monday, March 10, 2025	\$3,382,000	10
Total	\$36,558,689	45	Total	\$39,011,650	53

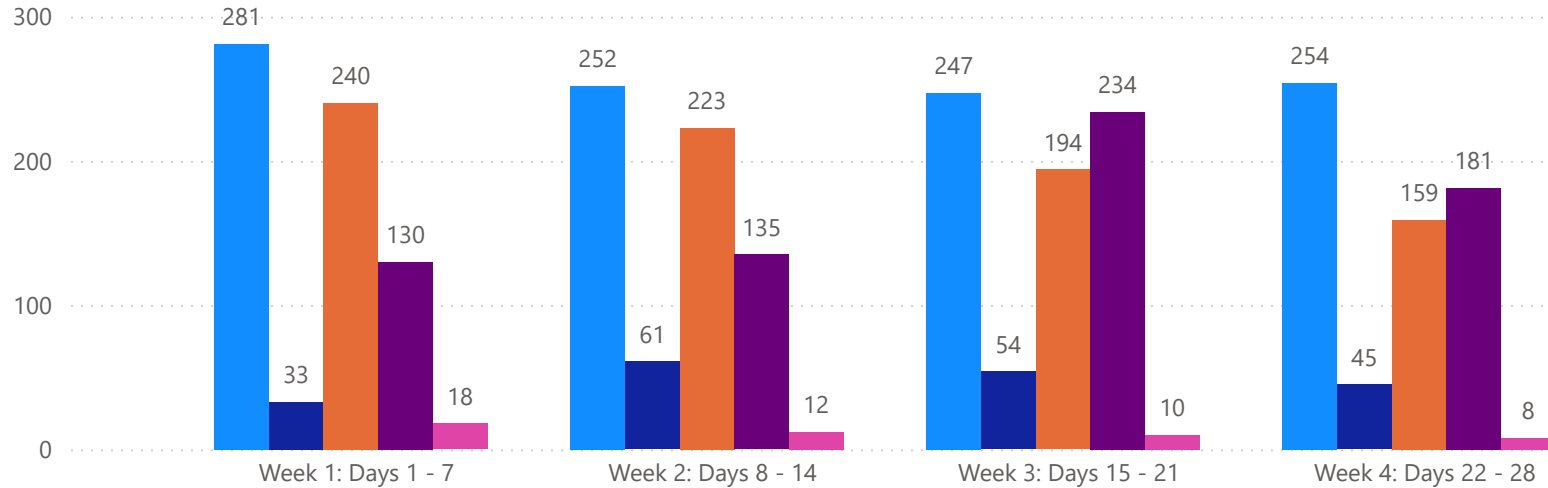


4 WEEK REAL ESTATE MARKET REPORT

MANATEE COUNTY - SINGLE FAMILY HOME

3/16/2026

MLS Status ● Active ● Canceled ● Pending ● Sold ● Temporarily Off-Market



All data is current as of today, though some MLS statuses may have changed from prior days.

TOTALS

MLS Status	4 Week Total
Active	1034
Canceled	193
Pending	816
Sold	680
Temporarily Off-Market	48

DAILY MARKET CHANGE

Category	Sum of Manatee
Back on the Market	11
New Listings	37
Price Decrease	43
Price Increase	4

*Back on Market can be from these sources - Pending, Temp Off Market, Cancelled and Expired Listing)

7 DAY SOLD COMPARISON

Closed Prior Year	Volume	Count	Closed Prior Year	Volume	Count
Monday, March 16, 2026	\$13,970,333	18	Saturday, March 15, 2025	\$2,262,500	2
Friday, March 13, 2026	\$30,771,244	39	Friday, March 14, 2025	\$31,263,530	50
Thursday, March 12, 2026	\$19,847,599	27	Thursday, March 13, 2025	\$13,286,466	18
Wednesday, March 11, 2026	\$15,068,758	20	Wednesday, March 12, 2025	\$12,307,400	14
Tuesday, March 10, 2026	\$19,699,949	26	Tuesday, March 11, 2025	\$16,293,115	25
Total	\$99,357,883	130	Monday, March 10, 2025	\$16,554,458	21
			Sunday, March 09, 2025	\$773,709	1
			Total	\$92,741,178	131

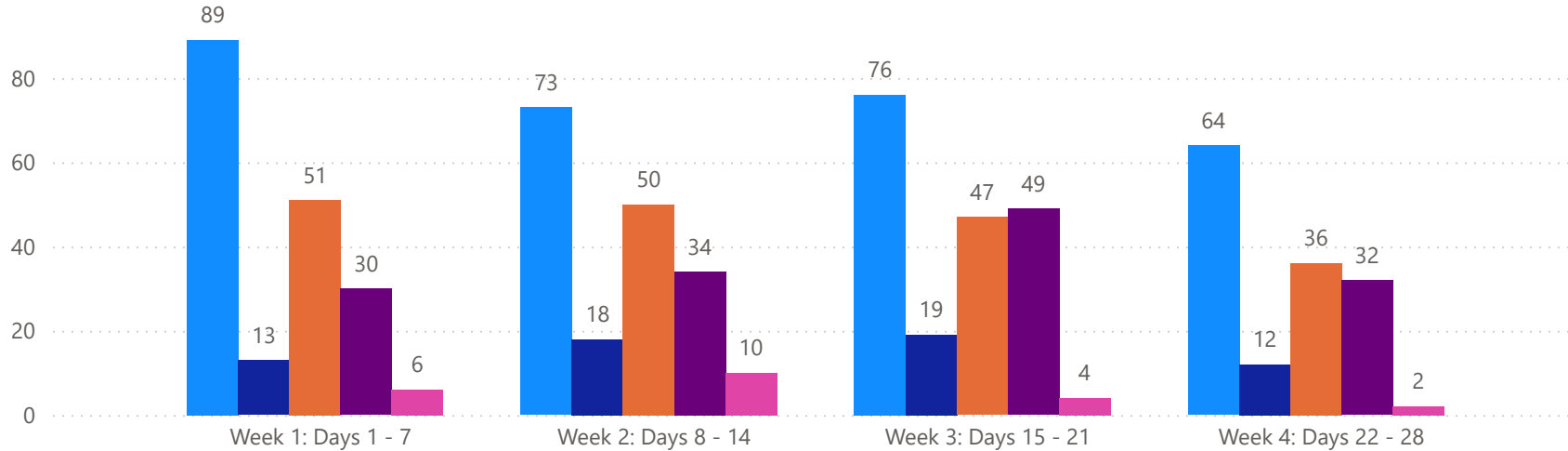


4 WEEK REAL ESTATE MARKET REPORT

MANATEE COUNTY - CONDO

3/16/2026

MLS Status ● Active ● Canceled ● Pending ● Sold ● Temporarily Off-Market



TOTALS

MLS Status	4 Week Total
Active	302
Canceled	62
Pending	184
Sold	145
Temporarily Off-Market	22

DAILY MARKET CHANGE

Category	Sum of Manatee
Back on the Market	3
New Listings	6
Price Decrease	23
Price Increase	0

*Back on Market can be from these sources - Pending, Temp Off Market, Cancelled and Expired Listing)

7 DAY SOLD COMPARISON

Closed Prior Year	Volume	Count	Closed Prior Year	Volume	Count
Monday, March 16, 2026	\$2,632,000	3	Friday, March 14, 2025	\$6,019,300	15
Saturday, March 14, 2026	\$445,000	1	Thursday, March 13, 2025	\$4,282,500	8
Friday, March 13, 2026	\$2,401,250	8	Wednesday, March 12, 2025	\$1,175,000	3
Thursday, March 12, 2026	\$1,719,000	7	Tuesday, March 11, 2025	\$1,810,000	3
Wednesday, March 11, 2026	\$1,519,900	5	Monday, March 10, 2025	\$1,387,500	4
Tuesday, March 10, 2026	\$1,890,000	6	Total	\$14,674,300	33
Total	\$10,607,150	30			

