



4 WEEK REAL ESTATE MARKET REPORT

Sunday, March 22, 2026

As of: Monday, March 23, 2026

- 1 Report Breakdown
- 2 Cumulative Tampa Bay Report - Single Family Home
- 3 Cumulative Tampa Bay Report - Condominium
- 4 Pinellas County - Single Family Home
- 5 Pinellas County - Condominium
- 6 Pasco County - Single Family Home
- 7 Pasco County - Condominium
- 8 Hillsborough County - Single Family Home
- 9 Hillsborough County - Condominium
- 10 Sarasota County - Single Family Home
- 11 Sarasota County - Condominium
- 12 Manatee County - Single Family Home
- 13 Manatee County - Condominium

4 WEEK REAL ESTATE MARKET REPORT

REPORT BREAKDOWN

Sunday, March 22, 2026

as of: 3/23/2026

Day 1	Sunday, March 22, 2026
Day 2	Saturday, March 21, 2026
Day 3	Friday, March 20, 2026
Day 4	Thursday, March 19, 2026
Day 5	Wednesday, March 18, 2026
Day 6	Monday, March 23, 2026
Day 7	Sunday, March 22, 2026
Day 8	Saturday, March 21, 2026
Day 9	Friday, March 20, 2026
Day 10	Thursday, March 19, 2026
Day 11	Wednesday, March 18, 2026
Day 12	Tuesday, March 17, 2026
Day 13	Monday, March 16, 2026
Day 14	Sunday, March 15, 2026
Day 15	Saturday, March 14, 2026
Day 16	Friday, March 13, 2026
Day 17	Thursday, March 12, 2026
Day 18	Wednesday, March 11, 2026
Day 19	Tuesday, March 10, 2026
Day 20	Monday, March 9, 2026
Day 21	Sunday, March 8, 2026
Day 22	Saturday, March 7, 2026
Day 23	Friday, March 6, 2026
Day 24	Thursday, March 5, 2026
Day 25	Wednesday, March 4, 2026
Day 26	Tuesday, March 3, 2026
Day 27	Monday, March 2, 2026
Day 28	Sunday, March 1, 2026

REPORT BREAKDOWN

GRAPH:

Active - Newly listed during the date range

Pending - Status changed to 'pending' during the date range

Sold - Closed during the date range

Canceled - Canceled during the date range

Temp off Market - Status changed to 'temp' off market' during the date range

The date ranges are not cumulative.

Day 1: Sunday, March 22, 2026

Day 28: Sunday, March 1, 2026

TOTALS:

4 Weeks: The summation of each date range (Day 1 - Day 28)

Market Changes

Day 1's New Listings, Price Increase, Price Decreases and Back on Market

Manatee County - Single Family Home

7 Day Sold Comparison

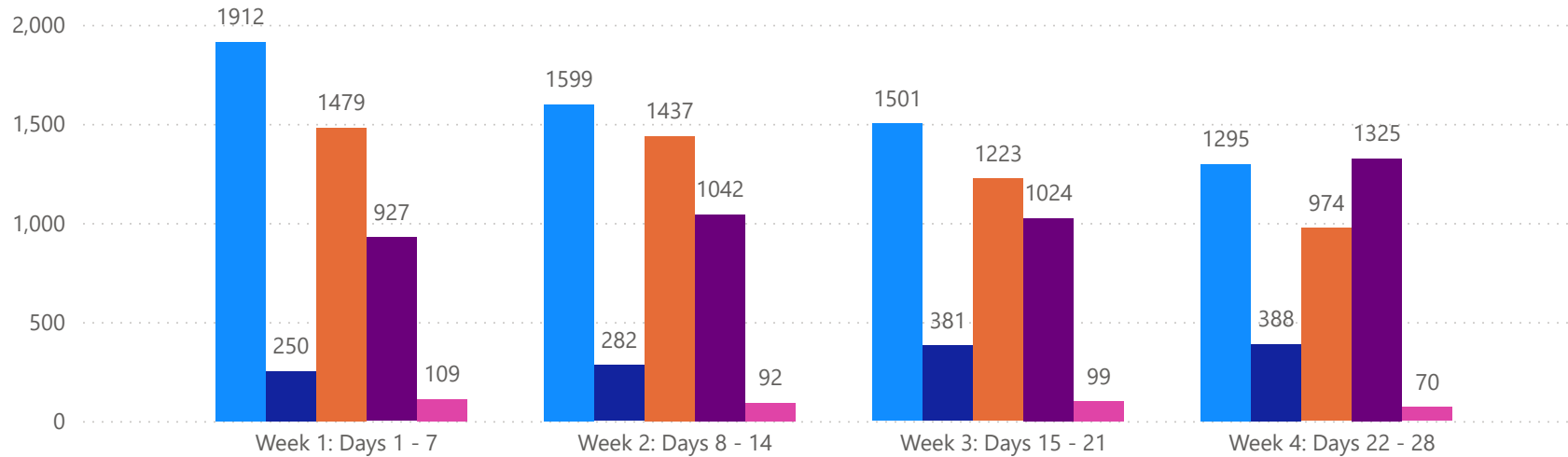
Compares the sold amount and volume in the last 7 days against the same timeframe in the prior year and days 8 - days 14.

4 WEEK REAL ESTATE MARKET REPORT

TAMPA BAY - SINGLE FAMILY HOME

3/22/2026

MLS Status ● Active ● Canceled ● Pending ● Sold ● Temporarily Off-Market



All data is current as of today, though some MLS statuses may have changed from prior days.

TOTALS

MLS Status	4 Week Total
Active	6307
Canceled	1301
Pending	5113
Sold	4318
Temporarily Off-Market	370

DAILY MARKET CHANGE

Category	Sum of Total
Back on the Market	20
New Listings	72
Price Decrease	107
Price Increase	2

*Back on Market can be from these sources - Pending, Temp Off Market, Cancelled and Expired Listing)

7 DAY SOLD COMPARISON

Closed Prior Year	Volume	Count
Saturday, March 21, 2026	\$140,000	1
Friday, March 20, 2026	\$129,255,545	220
Thursday, March 19, 2026	\$118,086,798	172
Wednesday, March 18, 2026	\$86,712,461	160
Tuesday, March 17, 2026	\$88,860,018	150
Monday, March 16, 2026	\$123,877,892	224
Total	\$546,932,714	927

Closed Prior Year	Volume	Count
Friday, March 21, 2025	\$149,723,694	292
Thursday, March 20, 2025	\$108,419,588	201
Wednesday, March 19, 2025	\$95,319,299	145
Tuesday, March 18, 2025	\$81,154,084	153
Monday, March 17, 2025	\$119,664,013	222
Sunday, March 16, 2025	\$5,839,340	5
Saturday, March 15, 2025	\$8,414,267	10
Total	\$568,534,285	1028

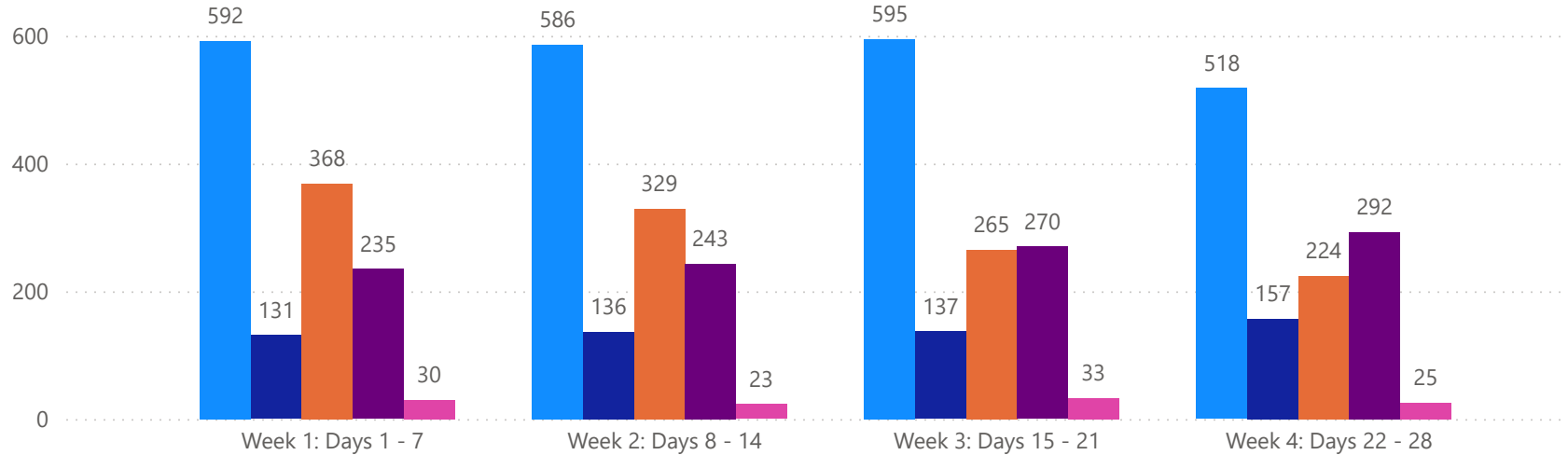


4 WEEK REAL ESTATE MARKET REPORT

TAMPA BAY - CONDO

3/22/2026

MLS Status ● Active ● Canceled ● Pending ● Sold ● Temporarily Off-Market



All data is current as of today, though some MLS statuses may have changed from prior days.

TOTALS

MLS Status	4 Week Total
Active	2291
Canceled	561
Pending	1186
Sold	1040
Temporarily Off-Market	111

DAILY MARKET CHANGE

Category	Sum of Total
Back on the Market	4
New Listings	24
Price Decrease	37
Price Increase	0

*Back on Market can be from these sources - Pending, Temp Off Market, Cancelled and Expired Listing)

7 DAY SOLD COMPARISON

Closed Prior Year	Volume	Count	Closed Prior Year	Volume	Count
Friday, March 20, 2026	\$36,598,950	54	Friday, March 21, 2025	\$34,054,887	74
Thursday, March 19, 2026	\$20,983,210	41	Thursday, March 20, 2025	\$17,419,400	32
Wednesday, March 18, 2026	\$15,879,242	34	Wednesday, March 19, 2025	\$11,796,300	33
Tuesday, March 17, 2026	\$31,066,400	46	Tuesday, March 18, 2025	\$11,735,300	27
Monday, March 16, 2026	\$32,152,553	60	Monday, March 17, 2025	\$15,030,719	43
Total	\$136,680,355	235	Sunday, March 16, 2025	\$140,100	1
			Total	\$90,176,706	210

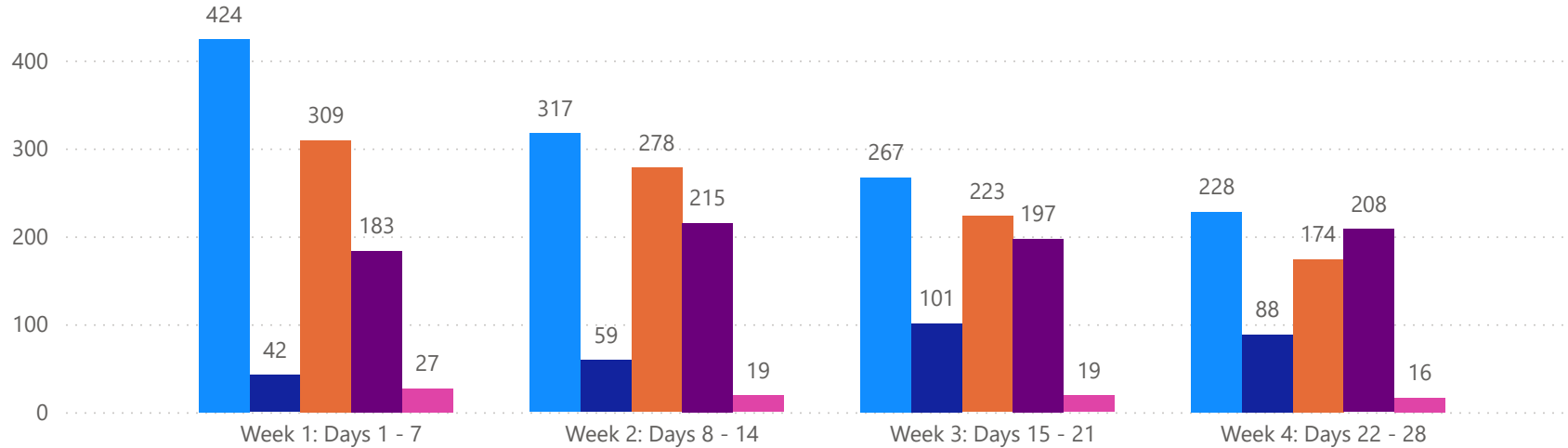


4 WEEK REAL ESTATE MARKET REPORT

PINELLAS COUNTY - SINGLE FAMILY HOME

3/22/2026

MLS Status ● Active ● Canceled ● Pending ● Sold ● Temporarily Off-Market



All data is current as of today, though some MLS statuses may have changed from prior days.

TOTALS

MLS Status	4 Week Total
Active	1236
Canceled	290
Pending	984
Sold	803
Temporarily Off-Market	81

DAILY MARKET CHANGE

Category	Sum of Pinellas
Back on the Market	5
New Listings	15
Price Decrease	25
Price Increase	1

*Back on Market can be from these sources - Pending, Temp Off Market, Cancelled and Expired Listing)

7 DAY SOLD COMPARISON

Closed Prior Year	Volume	Count	Closed Prior Year	Volume	Count
Friday, March 20, 2026	\$22,933,899	43	Friday, March 21, 2025	\$34,497,823	72
Thursday, March 19, 2026	\$23,307,916	35	Thursday, March 20, 2025	\$28,439,508	43
Wednesday, March 18, 2026	\$18,003,017	33	Wednesday, March 19, 2025	\$17,757,900	29
Tuesday, March 17, 2026	\$19,303,800	32	Tuesday, March 18, 2025	\$17,463,650	34
Monday, March 16, 2026	\$22,189,560	40	Monday, March 17, 2025	\$27,066,400	46
Total	\$105,738,192	183	Sunday, March 16, 2025	\$3,204,000	2
			Saturday, March 15, 2025	\$1,450,000	1
			Total	\$129,879,281	227

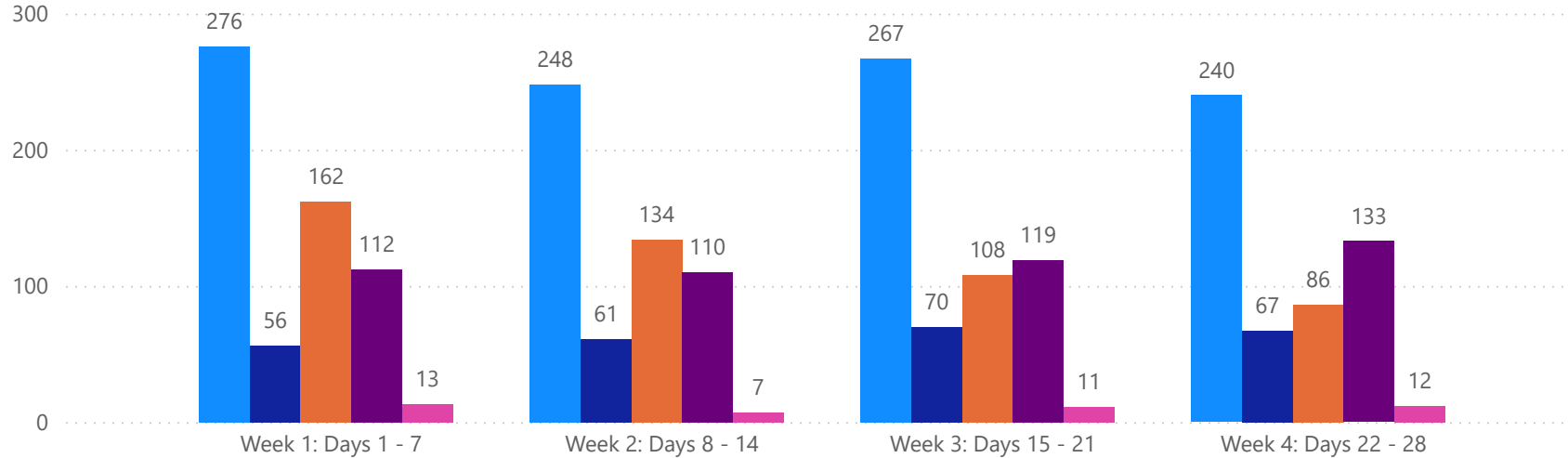


4 WEEK REAL ESTATE MARKET REPORT

PINELLAS COUNTY - CONDO

3/22/2026

MLS Status ● Active ● Canceled ● Pending ● Sold ● Temporarily Off-Market



All data is current as of today, though some MLS statuses may have changed from prior days.

TOTALS

MLS Status	4 Week Total
Active	1031
Canceled	254
Pending	490
Sold	474
Temporarily Off-Market	43

DAILY MARKET CHANGE

Category	Sum of Pinellas
Back on the Market	2
New Listings	15
Price Decrease	12
Price Increase	0

*Back on Market can be from these sources - Pending, Temp Off Market, Cancelled and Expired Listing)

7 DAY SOLD COMPARISON

Closed Prior Year	Volume	Count
Friday, March 20, 2026	\$13,270,450	25
Thursday, March 19, 2026	\$15,288,710	23
Wednesday, March 18, 2026	\$7,367,000	15
Tuesday, March 17, 2026	\$20,600,400	25
Monday, March 16, 2026	\$10,439,150	24
Total	\$66,965,710	112

Closed Prior Year	Volume	Count
Friday, March 21, 2025	\$10,289,200	29
Thursday, March 20, 2025	\$5,689,900	16
Wednesday, March 19, 2025	\$6,626,900	18
Tuesday, March 18, 2025	\$4,450,900	11
Monday, March 17, 2025	\$7,322,500	17
Sunday, March 16, 2025	\$140,100	1
Total	\$34,519,500	92

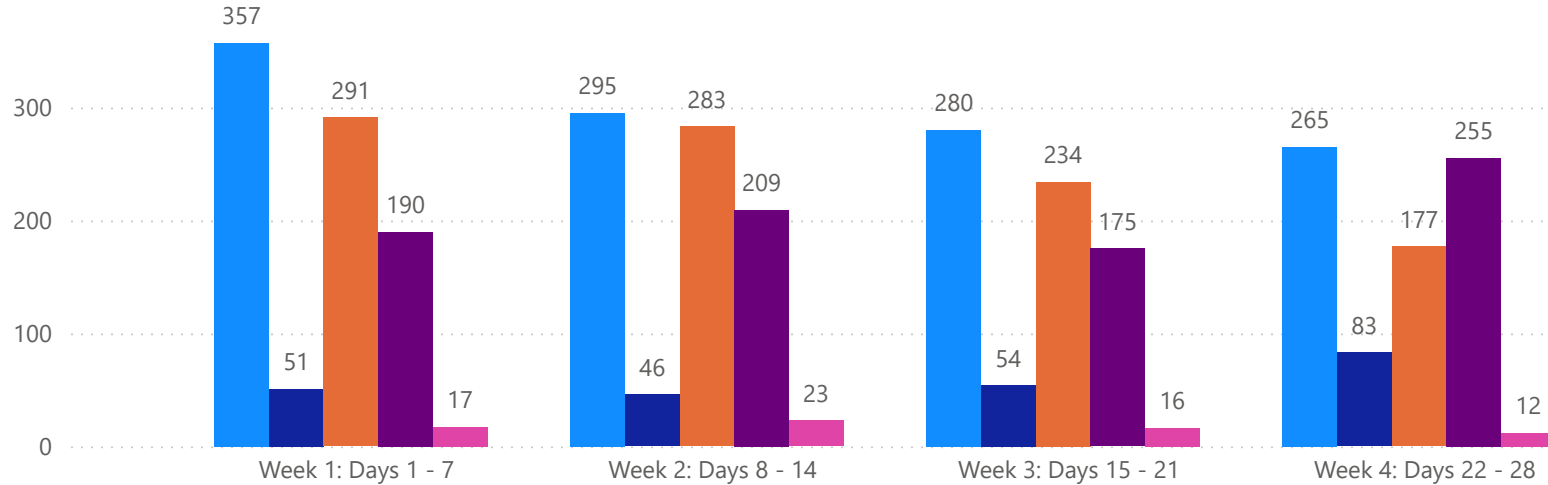


4 WEEK REAL ESTATE MARKET REPORT

PASCO COUNTY - SINGLE FAMILY HOME

3/22/2026

MLS Status ● Active ● Canceled ● Pending ● Sold ● Temporarily Off-Market



All data is current as of today, though some MLS statuses may have changed from prior days.

TOTALS

MLS Status	4 Week Total
Active	1197
Canceled	234
Pending	985
Sold	829
Temporarily Off-Market	68

DAILY MARKET CHANGE

Category	Sum of Pasco
Back on the Market	4
New Listings	14
Price Decrease	19
Price Increase	1

*Back on Market can be from these sources - Pending, Temp Off Market, Cancelled and Expired Listing)

7 DAY SOLD COMPARISON

Closed Prior Year	Volume	Count
Friday, March 20, 2026	\$17,988,410	42
Thursday, March 19, 2026	\$17,333,634	39
Wednesday, March 18, 2026	\$15,552,940	32
Tuesday, March 17, 2026	\$12,133,690	27
Monday, March 16, 2026	\$21,084,475	50
Total	\$84,093,149	190

Closed Prior Year	Volume	Count
Friday, March 21, 2025	\$24,203,805	60
Thursday, March 20, 2025	\$15,068,990	37
Wednesday, March 19, 2025	\$14,686,189	39
Tuesday, March 18, 2025	\$11,335,950	24
Monday, March 17, 2025	\$19,816,124	47
Sunday, March 16, 2025	\$550,440	1
Saturday, March 15, 2025	\$795,000	2
Total	\$86,456,498	210

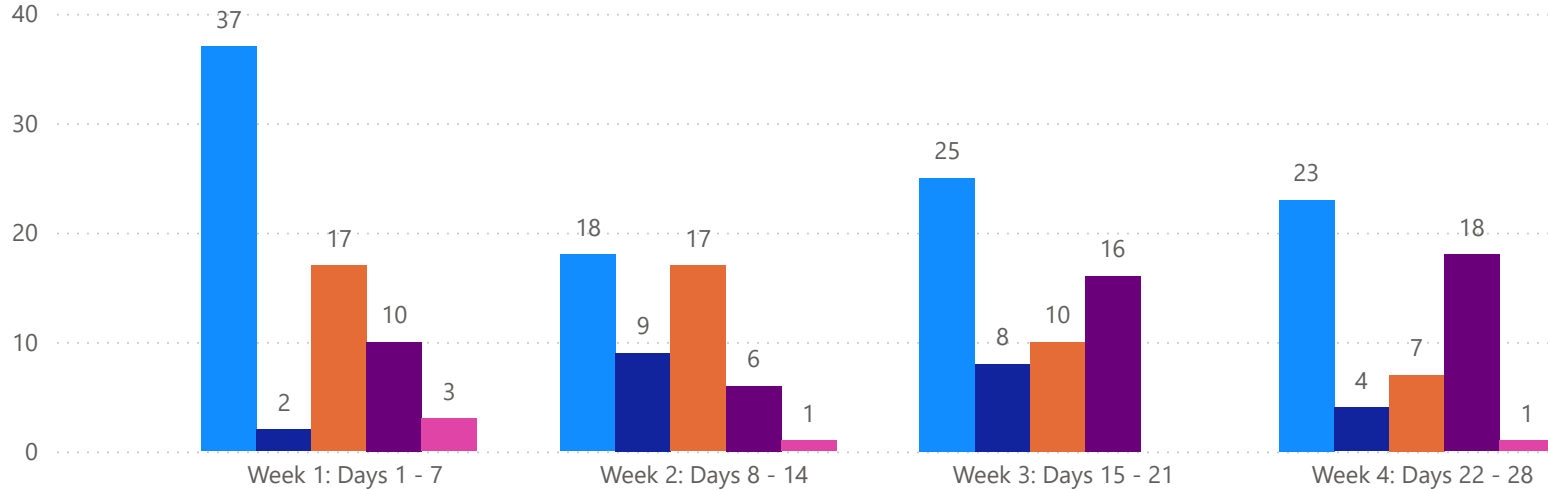


4 WEEK REAL ESTATE MARKET REPORT

PASCO COUNTY - CONDO

3/22/2026

MLS Status ● Active ● Canceled ● Pending ● Sold ● Temporarily Off-Market



All data is current as of today, though some MLS statuses may have changed from prior days.

TOTALS

MLS Status	4 Week Total
Active	103
Canceled	23
Pending	51
Sold	50
Temporarily Off-Market	5

DAILY MARKET CHANGE

Category	Sum of Pasco
Back on the Market	0
New Listings	1
Price Decrease	2
Price Increase	0

*Back on Market can be from these sources - Pending, Temp Off Market, Cancelled and Expired Listing)

7 DAY SOLD COMPARISON

Closed Prior Year	Volume	Count	Closed Prior Year	Volume	Count
Thursday, March 19, 2026	\$282,000	2	Friday, March 21, 2025	\$375,999	3
Wednesday, March 18, 2026	\$80,000	1	Thursday, March 20, 2025	\$493,500	2
Tuesday, March 17, 2026	\$500,000	3	Wednesday, March 19, 2025	\$100,000	1
Monday, March 16, 2026	\$517,000	4	Tuesday, March 18, 2025	\$137,500	1
Total	\$1,379,000	10	Monday, March 17, 2025	\$280,000	2
			Total	\$1,386,999	9

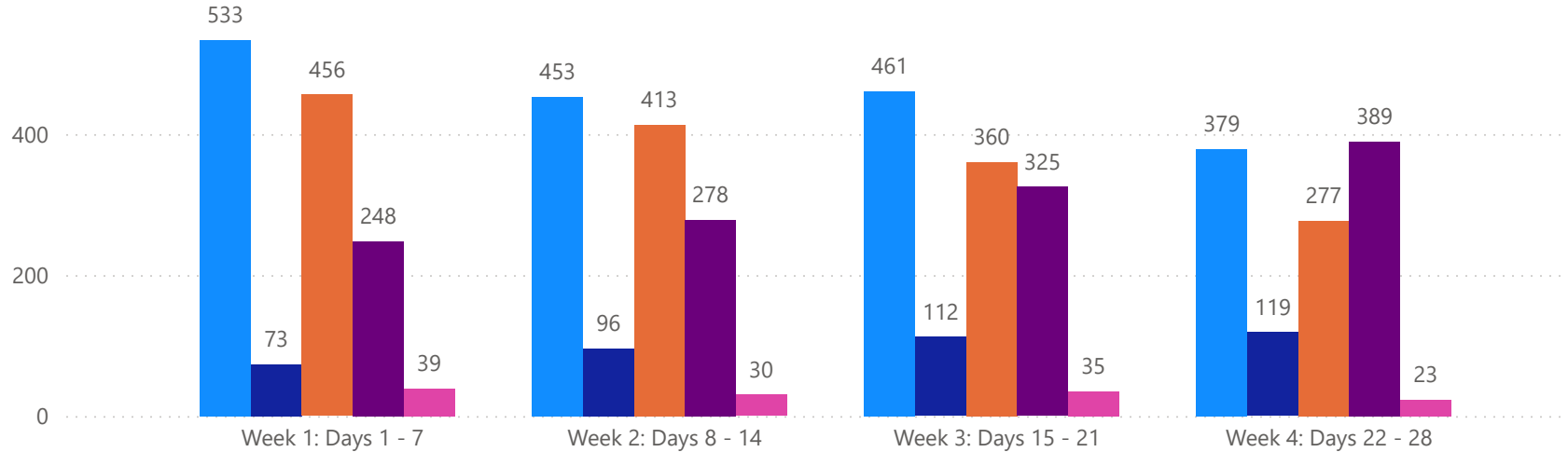


4 WEEK REAL ESTATE MARKET REPORT

HILLSBOROUGH COUNTY - SINGLE FAMILY HOME

3/22/2026

MlsStatus ● Active ● Canceled ● Pending ● Sold ● Temporarily Off-Market



All data is current as of today, though some MLS statuses may have changed from prior days.

TOTALS

MLS Status	4 Week Total
Active	1826
Canceled	400
Pending	1506
Sold	1240
Temporarily Off-Market	127

DAILY MARKET CHANGE

Category	Sum of Hillsborough	*Back on Market can be from these sources - Pending, Temp Off Market, Cancelled and Expired Listing)
Back on the Market	5	
New Listings	24	
Price Decrease	25	
Price Increase	0	

7 DAY SOLD COMPARISON

Closed Prior Year	Volume	Count	Closed Prior Year	Volume	Count
Friday, March 20, 2026	\$34,824,614	63	Friday, March 21, 2025	\$35,381,184	74
Thursday, March 19, 2026	\$22,751,950	40	Thursday, March 20, 2025	\$32,060,224	65
Wednesday, March 18, 2026	\$17,125,830	39	Wednesday, March 19, 2025	\$17,938,990	35
Tuesday, March 17, 2026	\$19,771,110	43	Tuesday, March 18, 2025	\$17,827,771	43
Monday, March 16, 2026	\$33,209,495	63	Monday, March 17, 2025	\$33,420,910	67
Total	\$127,682,999	248	Saturday, March 15, 2025	\$2,585,000	3
			Total	\$139,214,079	287

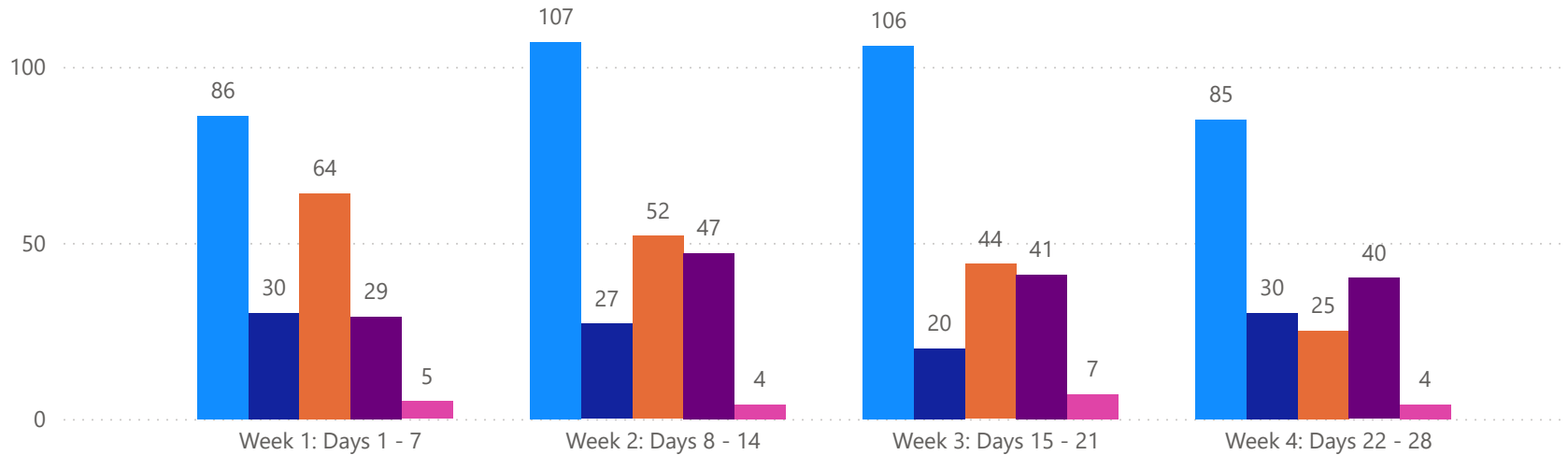


4 WEEK REAL ESTATE MARKET REPORT

HILLSBOROUGH COUNTY - CONDO

3/22/2026

MLS Status ● Active ● Canceled ● Pending ● Sold ● Temporarily Off-Market



All data is current as of today, though some MLS statuses may have changed from prior days.

TOTALS

MLS Status	4 Week Total
Active	384
Canceled	107
Pending	185
Sold	157
Temporarily Off-Market	20

DAILY MARKET CHANGE

Category	Sum of Hillsborough	*Back on Market can be from these sources - Pending, Temp Off Market, Cancelled and Expired Listing)
Back on the Market	1	
New Listings	0	
Price Decrease	4	
Price Increase	0	

7 DAY SOLD COMPARISON

Closed Prior Year	Volume	Count	Closed Prior Year	Volume	Count
Friday, March 20, 2026	\$8,716,500	8	Friday, March 21, 2025	\$5,884,900	9
Thursday, March 19, 2026	\$1,300,000	4	Thursday, March 20, 2025	\$3,665,000	6
Wednesday, March 18, 2026	\$2,685,751	4	Wednesday, March 19, 2025	\$1,809,400	6
Tuesday, March 17, 2026	\$3,152,000	6	Tuesday, March 18, 2025	\$2,010,900	7
Monday, March 16, 2026	\$2,187,753	7	Monday, March 17, 2025	\$1,500,319	5
Total	\$18,042,004	29	Total	\$14,870,519	33

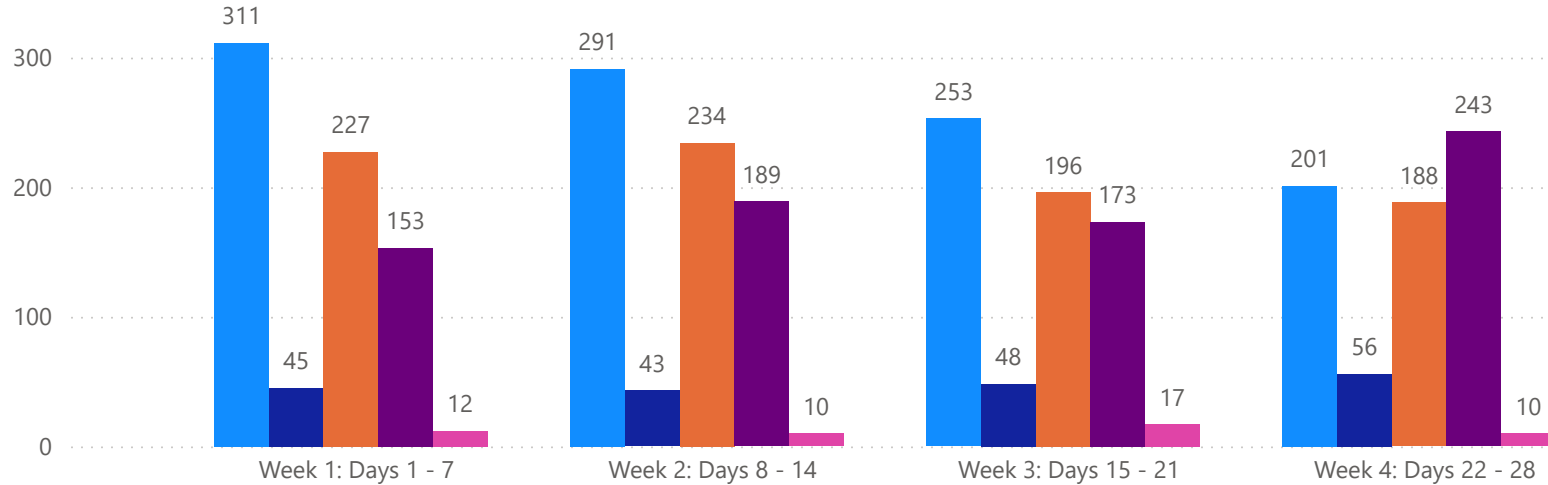


4 WEEK REAL ESTATE MARKET REPORT

SARASOTA COUNTY - SINGLE FAMILY HOME

3/22/2026

MlsStatus ● Active ● Canceled ● Pending ● Sold ● Temporarily Off-Market



All data is current as of today, though some MLS statuses may have changed from prior days.

TOTALS

MLS Status	4 Week Total
Active	1056
Canceled	192
Pending	845
Sold	758
Temporarily Off-Market	49

DAILY MARKET CHANGE

Category	Sum of Sarasota
Back on the Market	5
New Listings	10
Price Decrease	23
Price Increase	0

*Back on Market can be from these sources - Pending, Temp Off Market, Cancelled and Expired Listing)

7 DAY SOLD COMPARISON

Closed Prior Year	Volume	Count	Closed Prior Year	Volume	Count
Friday, March 20, 2026	\$21,680,305	34	Friday, March 21, 2025	\$31,240,780	45
Thursday, March 19, 2026	\$34,189,061	29	Thursday, March 20, 2025	\$18,207,294	35
Wednesday, March 18, 2026	\$17,469,700	33	Wednesday, March 19, 2025	\$36,406,305	27
Tuesday, March 17, 2026	\$21,429,069	29	Tuesday, March 18, 2025	\$24,734,227	31
Monday, March 16, 2026	\$19,139,624	28	Monday, March 17, 2025	\$22,846,104	35
Total	\$113,907,759	153	Sunday, March 16, 2025	\$2,084,900	2
			Saturday, March 15, 2025	\$1,321,767	2
			Total	\$136,841,377	177

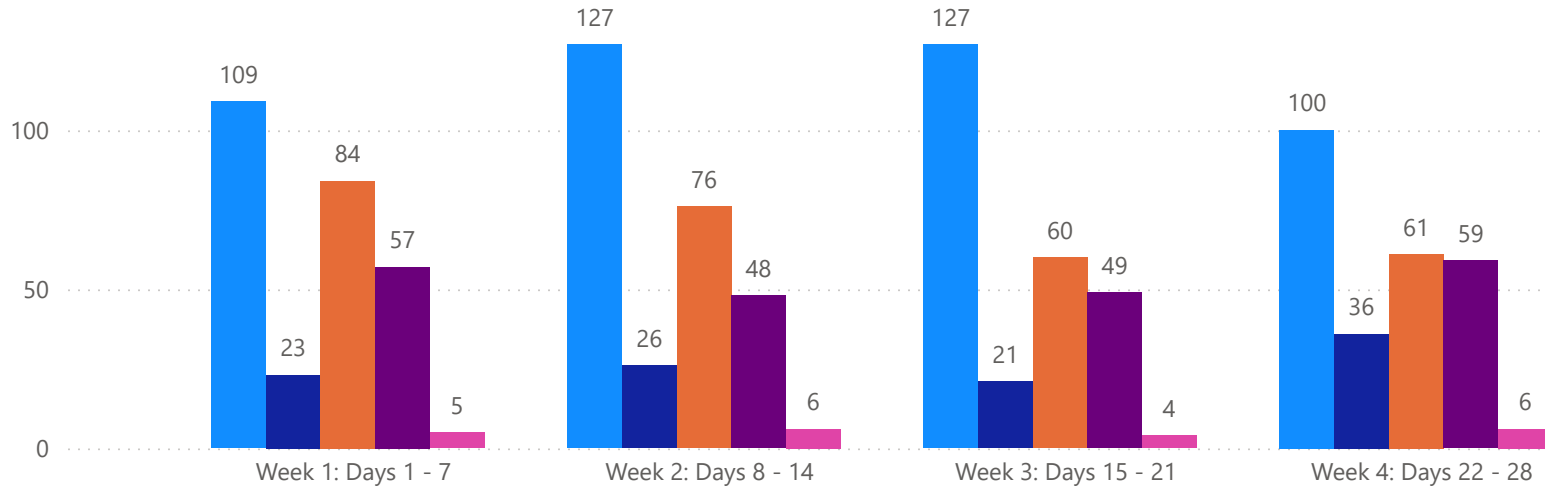


4 WEEK REAL ESTATE MARKET REPORT

SARASOTA COUNTY - CONDO

3/22/2026

MLS Status ● Active ● Canceled ● Pending ● Sold ● Temporarily Off-Market



All data is current as of today, though some MLS statuses may have changed from prior days.

TOTALS

MLS Status	4 Week Total
Active	463
Canceled	106
Pending	281
Sold	213
Temporarily Off-Market	21

DAILY MARKET CHANGE

Category	Sum of Sarasota
Back on the Market	1
New Listings	5
Price Decrease	11
Price Increase	0

*Back on Market can be from these sources - Pending, Temp Off Market, Cancelled and Expired Listing)

7 DAY SOLD COMPARISON

Closed Prior Year	Volume	Count	Closed Prior Year	Volume	Count
Friday, March 20, 2026	\$13,583,000	16	Friday, March 21, 2025	\$11,644,763	18
Thursday, March 19, 2026	\$2,782,500	7	Thursday, March 20, 2025	\$6,607,000	5
Wednesday, March 18, 2026	\$3,562,491	8	Wednesday, March 19, 2025	\$2,445,000	5
Tuesday, March 17, 2026	\$5,025,000	7	Tuesday, March 18, 2025	\$3,260,000	4
Monday, March 16, 2026	\$15,961,650	19	Monday, March 17, 2025	\$2,847,900	9
Total	\$40,914,641	57	Total	\$26,804,663	41

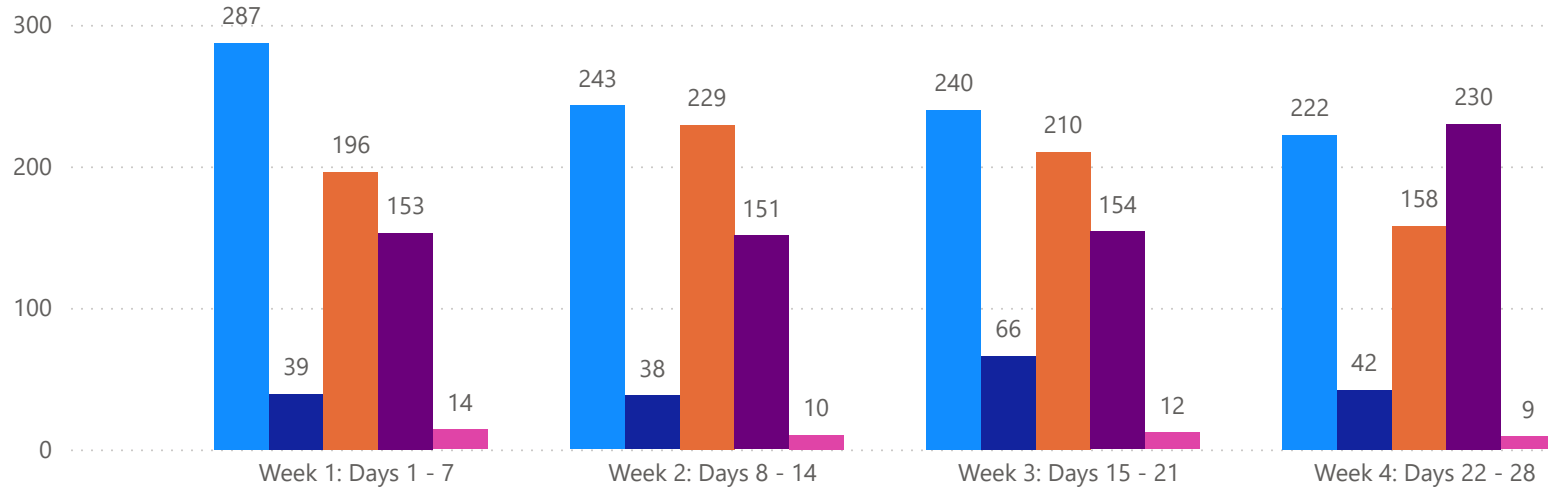


4 WEEK REAL ESTATE MARKET REPORT

MANATEE COUNTY - SINGLE FAMILY HOME

3/22/2026

MLS Status ● Active ● Canceled ● Pending ● Sold ● Temporarily Off-Market



All data is current as of today, though some MLS statuses may have changed from prior days.

TOTALS

MLS Status	4 Week Total
Active	992
Canceled	185
Pending	793
Sold	688
Temporarily Off-Market	45

DAILY MARKET CHANGE

Category	Sum of Manatee
Back on the Market	1
New Listings	9
Price Decrease	15
Price Increase	0

*Back on Market can be from these sources - Pending, Temp Off Market, Cancelled and Expired Listing)

7 DAY SOLD COMPARISON

Closed Prior Year	Volume	Count	Closed Prior Year	Volume	Count
Saturday, March 21, 2026	\$140,000	1	Friday, March 21, 2025	\$24,400,102	41
Friday, March 20, 2026	\$31,828,317	38	Thursday, March 20, 2025	\$14,643,572	21
Thursday, March 19, 2026	\$20,504,237	29	Wednesday, March 19, 2025	\$8,529,915	15
Wednesday, March 18, 2026	\$18,560,974	23	Tuesday, March 18, 2025	\$9,792,486	21
Tuesday, March 17, 2026	\$16,222,349	19	Monday, March 17, 2025	\$16,514,475	27
Monday, March 16, 2026	\$28,254,738	43	Saturday, March 15, 2025	\$2,262,500	2
Total	\$115,510,615	153	Total	\$76,143,050	127

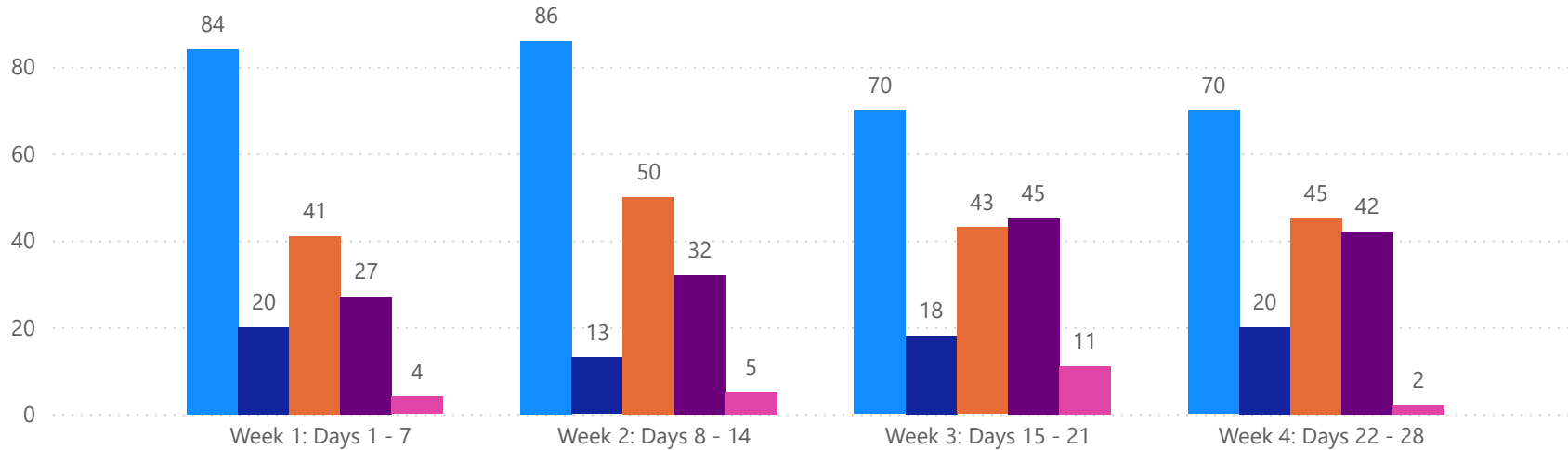


4 WEEK REAL ESTATE MARKET REPORT

MANATEE COUNTY - CONDO

3/22/2026

MLS Status ● Active ● Canceled ● Pending ● Sold ● Temporarily Off-Market



TOTALS

MLS Status	4 Week Total
Active	310
Canceled	71
Pending	179
Sold	146
Temporarily Off-Market	22

DAILY MARKET CHANGE

Category	Sum of Manatee
Back on the Market	0
New Listings	3
Price Decrease	8
Price Increase	0

*Back on Market can be from these sources - Pending, Temp Off Market, Cancelled and Expired Listing)

7 DAY SOLD COMPARISON

Closed Prior Year	Volume	Count	Closed Prior Year	Volume	Count
Friday, March 20, 2026	\$1,029,000	5	Friday, March 21, 2025	\$5,860,025	15
Thursday, March 19, 2026	\$1,330,000	5	Thursday, March 20, 2025	\$964,000	3
Wednesday, March 18, 2026	\$2,184,000	6	Wednesday, March 19, 2025	\$815,000	3
Tuesday, March 17, 2026	\$1,789,000	5	Tuesday, March 18, 2025	\$1,876,000	4
Monday, March 16, 2026	\$3,047,000	6	Monday, March 17, 2025	\$3,080,000	10
Total	\$9,379,000	27	Total	\$12,595,025	35

