

# SUNCOAST TAMPA ASSOCIATION OF REALTORS®

## 4 WEEK REAL ESTATE MARKET REPORT

Monday, March 23, 2026

*As of: Tuesday, March 24, 2026*

- 1 Report Breakdown
- 2 Cumulative Tampa Bay Report - Single Family Home
- 3 Cumulative Tampa Bay Report - Condominium
- 4 Pinellas County - Single Family Home
- 5 Pinellas County - Condominium
- 6 Pasco County - Single Family Home
- 7 Pasco County - Condominium
- 8 Hillsborough County - Single Family Home
- 9 Hillsborough County - Condominium
- 10 Sarasota County - Single Family Home
- 11 Sarasota County - Condominium
- 12 Manatee County - Single Family Home
- 13 Manatee County - Condominium

# 4 WEEK REAL ESTATE MARKET REPORT

## REPORT BREAKDOWN

Monday, March 23, 2026

as of: 3/24/2026

Day 1	Monday, March 23, 2026
Day 2	Sunday, March 22, 2026
Day 3	Saturday, March 21, 2026
Day 4	Friday, March 20, 2026
Day 5	Thursday, March 19, 2026
Day 6	Tuesday, March 24, 2026
Day 7	Monday, March 23, 2026
Day 8	Sunday, March 22, 2026
Day 9	Saturday, March 21, 2026
Day 10	Friday, March 20, 2026
Day 11	Thursday, March 19, 2026
Day 12	Wednesday, March 18, 2026
Day 13	Tuesday, March 17, 2026
Day 14	Monday, March 16, 2026
Day 15	Sunday, March 15, 2026
Day 16	Saturday, March 14, 2026
Day 17	Friday, March 13, 2026
Day 18	Thursday, March 12, 2026
Day 19	Wednesday, March 11, 2026
Day 20	Tuesday, March 10, 2026
Day 21	Monday, March 9, 2026
Day 22	Sunday, March 8, 2026
Day 23	Saturday, March 7, 2026
Day 24	Friday, March 6, 2026
Day 25	Thursday, March 5, 2026
Day 26	Wednesday, March 4, 2026
Day 27	Tuesday, March 3, 2026
Day 28	Monday, March 2, 2026

### REPORT BREAKDOWN

#### GRAPH:

Active - Newly listed during the date range

Pending - Status changed to 'pending' during the date range

Sold - Closed during the date range

Canceled - Canceled during the date range

Temp off Market - Status changed to 'temp' off market' during the date range

The date ranges are not cumulative.

Day 1: Monday, March 23, 2026

Day 28: Monday, March 2, 2026

#### TOTALS:

4 Weeks: The summation of each date range (Day 1 - Day 28)

#### Market Changes

Day 1's New Listings, Price Increase, Price Decreases and Back on Market

Manatee County - Single Family Home

#### 7 Day Sold Comparison

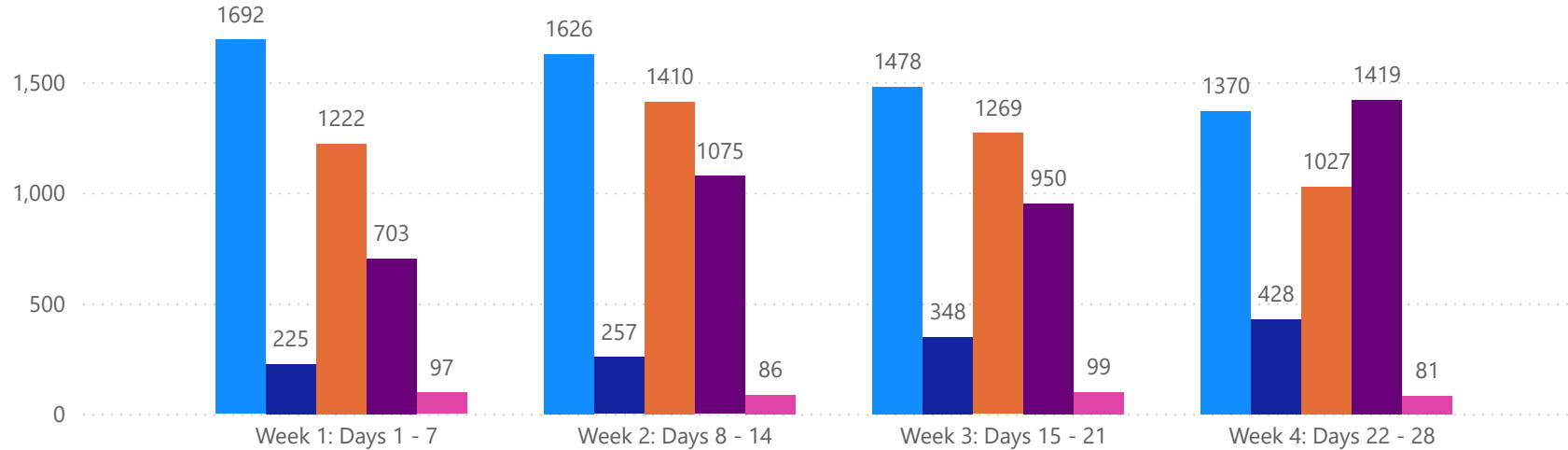
Compares the sold amount and volume in the last 7 days against the same timeframe in the prior year and days 8 - days 14.

# 4 WEEK REAL ESTATE MARKET REPORT

## TAMPA BAY - SINGLE FAMILY HOME

### 3/23/2026

MLS Status ● Active ● Canceled ● Pending ● Sold ● Temporarily Off-Market



All data is current as of today, though some MLS statuses may have changed from prior days.

### TOTALS

MLS Status	4 Week Total
Active	6166
Canceled	1258
Pending	4928
Sold	4147
Temporarily Off-Market	363

### DAILY MARKET CHANGE

Category	Sum of Total
Back on the Market	78
New Listings	191
Price Decrease	336
Price Increase	106

\*Back on Market can be from these sources - Pending, Temp Off Market, Cancelled and Expired Listing)

### 7 DAY SOLD COMPARISON

Closed Prior Year	Volume	Count
Saturday, March 21, 2026	\$140,000	1
Friday, March 20, 2026	\$129,255,545	220
Thursday, March 19, 2026	\$118,086,798	172
Wednesday, March 18, 2026	\$86,712,461	160
Tuesday, March 17, 2026	\$88,860,018	150
<b>Total</b>	<b>\$423,054,822</b>	<b>703</b>

Closed Prior Year	Volume	Count
Saturday, March 22, 2025	\$6,608,100	13
Friday, March 21, 2025	\$149,723,694	292
Thursday, March 20, 2025	\$108,419,588	201
Wednesday, March 19, 2025	\$95,319,299	145
Tuesday, March 18, 2025	\$81,154,084	153
Monday, March 17, 2025	\$119,664,013	222
Sunday, March 16, 2025	\$5,839,340	5
<b>Total</b>	<b>\$566,728,118</b>	<b>1031</b>

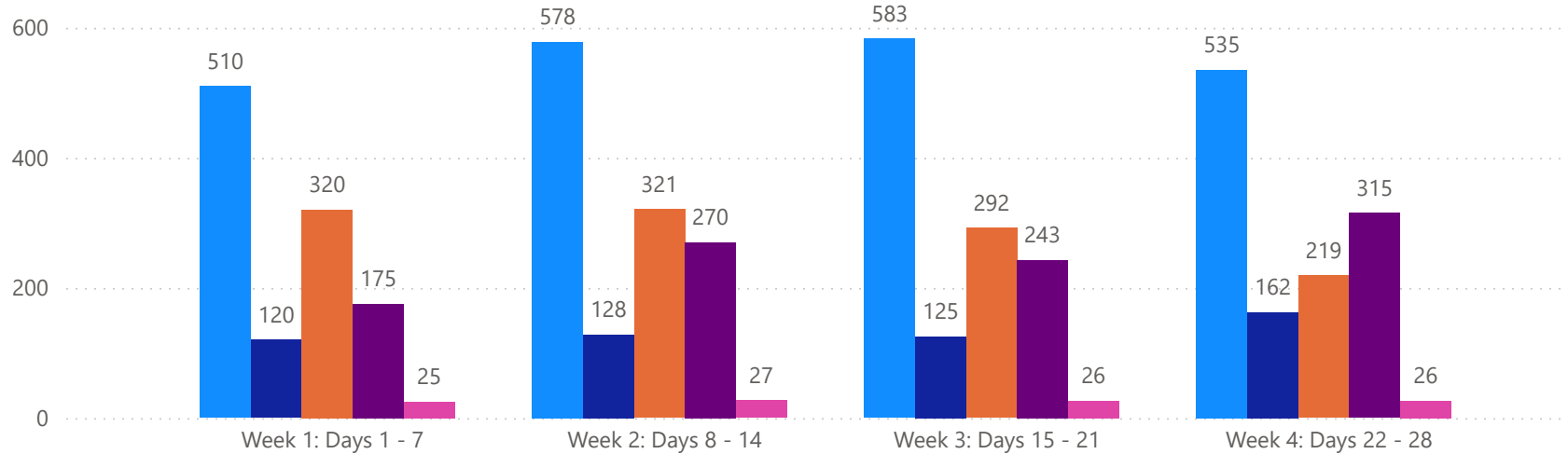


# 4 WEEK REAL ESTATE MARKET REPORT

## TAMPA BAY - CONDO

### 3/23/2026

MlsStatus ● Active ● Canceled ● Pending ● Sold ● Temporarily Off-Market



All data is current as of today, though some MLS statuses may have changed from prior days.

### TOTALS

MLS Status	4 Week Total
Active	2206
Canceled	535
Pending	1152
Sold	1003
Temporarily Off-Market	104

### DAILY MARKET CHANGE

Category	Sum of Total
Back on the Market	12
New Listings	59
Price Decrease	124
Price Increase	5

\*Back on Market can be from these sources - Pending, Temp Off Market, Cancelled and Expired Listing)

### 7 DAY SOLD COMPARISON

Closed Prior Year	Volume	Count	Closed Prior Year	Volume	Count
Friday, March 20, 2026	\$36,598,950	54	Friday, March 21, 2025	\$34,054,887	74
Thursday, March 19, 2026	\$20,983,210	41	Thursday, March 20, 2025	\$17,419,400	32
Wednesday, March 18, 2026	\$15,879,242	34	Wednesday, March 19, 2025	\$11,796,300	33
Tuesday, March 17, 2026	\$31,066,400	46	Tuesday, March 18, 2025	\$11,735,300	27
<b>Total</b>	<b>\$104,527,802</b>	<b>175</b>	Monday, March 17, 2025	\$15,030,719	43
			Sunday, March 16, 2025	\$140,100	1
			<b>Total</b>	<b>\$90,176,706</b>	<b>210</b>

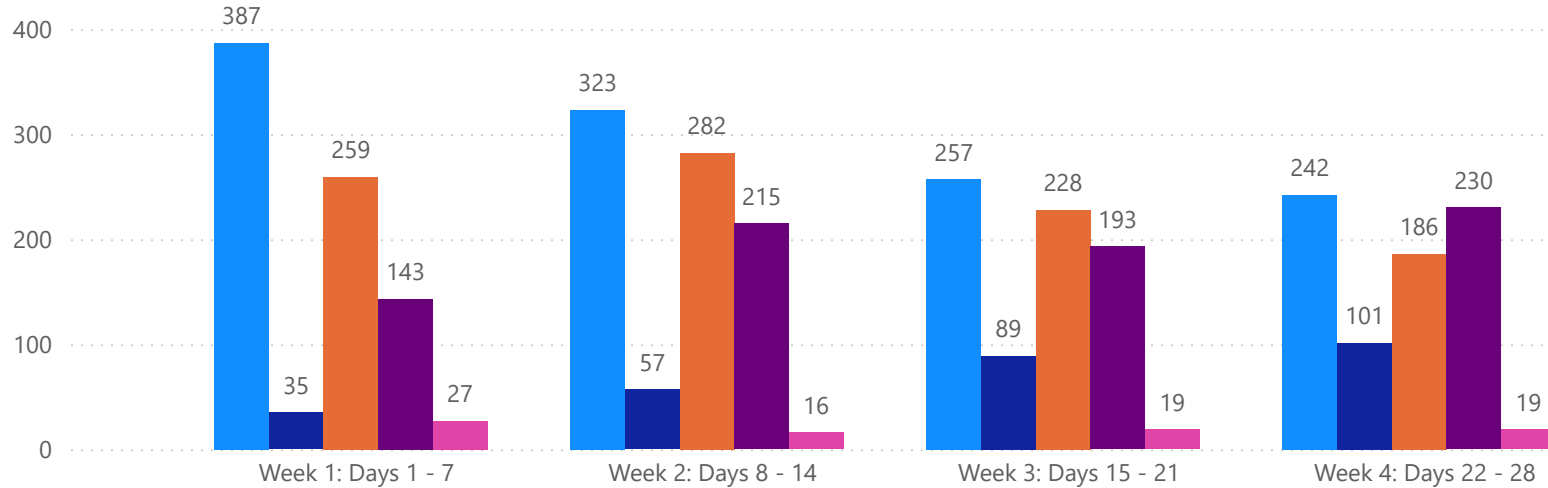


# 4 WEEK REAL ESTATE MARKET REPORT

## PINELLAS COUNTY - SINGLE FAMILY HOME

### 3/23/2026

MLS Status ● Active ● Canceled ● Pending ● Sold ● Temporarily Off-Market



All data is current as of today, though some MLS statuses may have changed from prior days.

### TOTALS

MLS Status	4 Week Total
Active	1209
Canceled	282
Pending	955
Sold	781
Temporarily Off-Market	81

### DAILY MARKET CHANGE

Category	Sum of Pinellas
Back on the Market	18
New Listings	32
Price Decrease	73
Price Increase	1

\*Back on Market can be from these sources - Pending, Temp Off Market, Cancelled and Expired Listing)

### 7 DAY SOLD COMPARISON

Closed Prior Year	Volume	Count
Friday, March 20, 2026	\$22,933,899	43
Thursday, March 19, 2026	\$23,307,916	35
Wednesday, March 18, 2026	\$18,003,017	33
Tuesday, March 17, 2026	\$19,303,800	32
<b>Total</b>	<b>\$83,548,632</b>	<b>143</b>

Closed Prior Year	Volume	Count
Saturday, March 22, 2025	\$2,927,600	5
Friday, March 21, 2025	\$34,497,823	72
Thursday, March 20, 2025	\$28,439,508	43
Wednesday, March 19, 2025	\$17,757,900	29
Tuesday, March 18, 2025	\$17,463,650	34
Monday, March 17, 2025	\$27,066,400	46
Sunday, March 16, 2025	\$3,204,000	2
<b>Total</b>	<b>\$131,356,881</b>	<b>231</b>

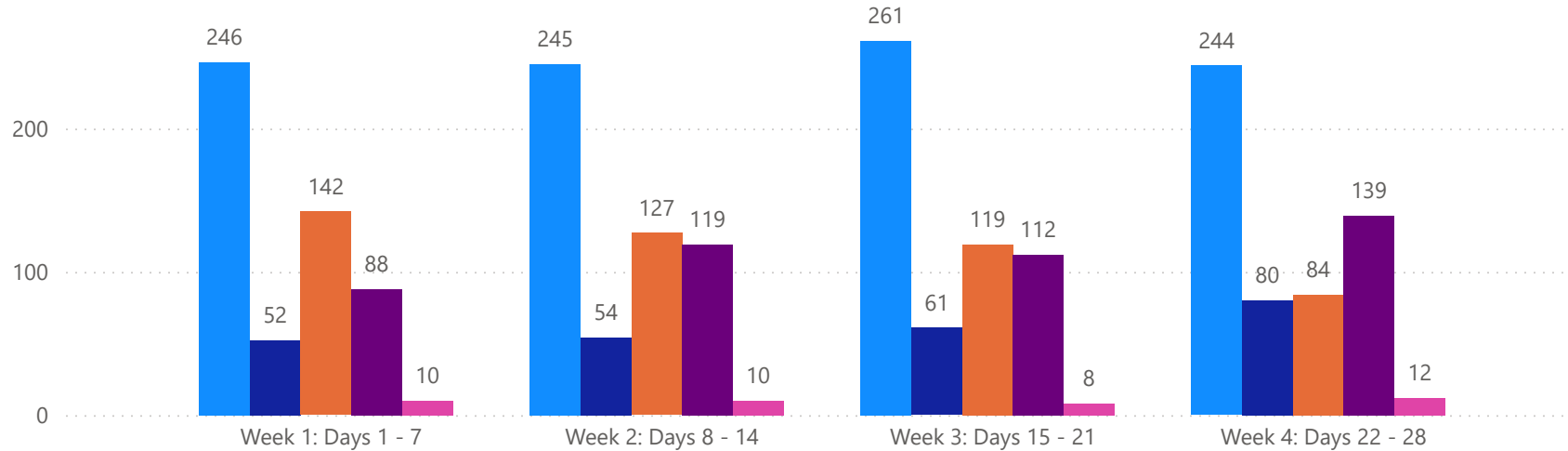


# 4 WEEK REAL ESTATE MARKET REPORT

## PINELLAS COUNTY - CONDO

### 3/23/2026

MlsStatus ● Active ● Canceled ● Pending ● Sold ● Temporarily Off-Market



All data is current as of today, though some MLS statuses may have changed from prior days.

### TOTALS

MLS Status	4 Week Total
Active	996
Canceled	247
Pending	472
Sold	458
Temporarily Off-Market	40

### DAILY MARKET CHANGE

Category	Sum of Pinellas
Back on the Market	5
New Listings	24
Price Decrease	56
Price Increase	3

\*Back on Market can be from these sources - Pending, Temp Off Market, Cancelled and Expired Listing)

### 7 DAY SOLD COMPARISON

Closed Prior Year	Volume	Count	Closed Prior Year	Volume	Count
Friday, March 20, 2026	\$13,270,450	25	Friday, March 21, 2025	\$10,289,200	29
Thursday, March 19, 2026	\$15,288,710	23	Thursday, March 20, 2025	\$5,689,900	16
Wednesday, March 18, 2026	\$7,367,000	15	Wednesday, March 19, 2025	\$6,626,900	18
Tuesday, March 17, 2026	\$20,600,400	25	Tuesday, March 18, 2025	\$4,450,900	11
<b>Total</b>	<b>\$56,526,560</b>	<b>88</b>	Monday, March 17, 2025	\$7,322,500	17
			Sunday, March 16, 2025	\$140,100	1
			<b>Total</b>	<b>\$34,519,500</b>	<b>92</b>

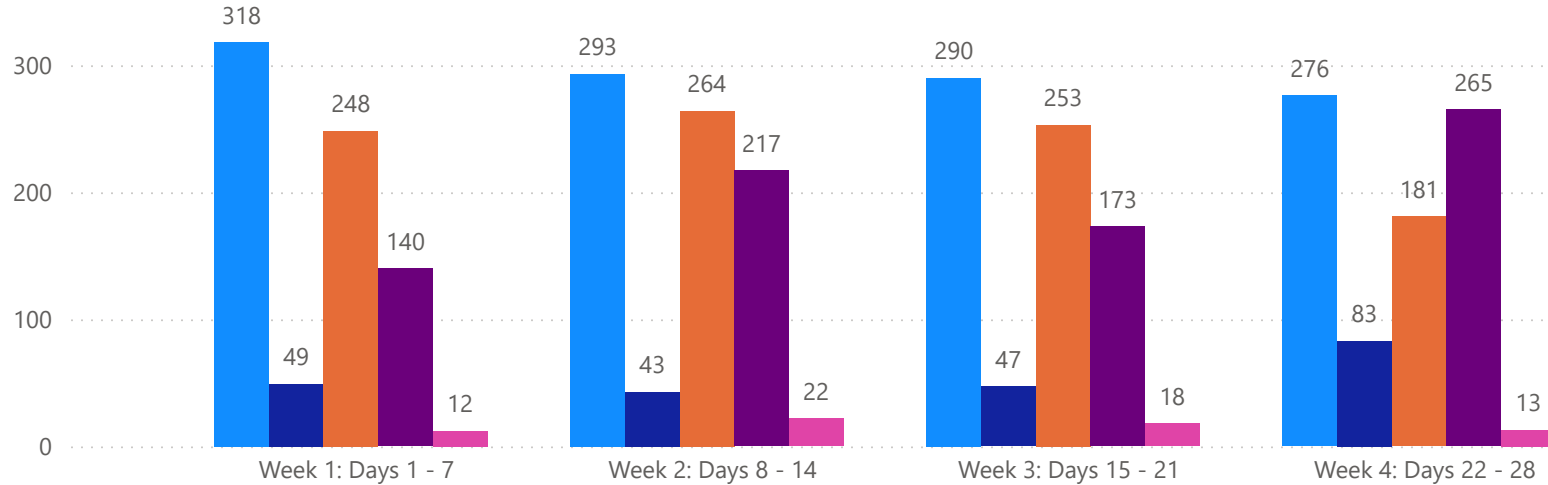


# 4 WEEK REAL ESTATE MARKET REPORT

## PASCO COUNTY - SINGLE FAMILY HOME

### 3/23/2026

MLS Status ● Active ● Canceled ● Pending ● Sold ● Temporarily Off-Market



All data is current as of today, though some MLS statuses may have changed from prior days.

### TOTALS

MLS Status	4 Week Total
Active	1177
Canceled	222
Pending	946
Sold	795
Temporarily Off-Market	65

### DAILY MARKET CHANGE

Category	Sum of Pasco
Back on the Market	10
New Listings	36
Price Decrease	66
Price Increase	76

\*Back on Market can be from these sources - Pending, Temp Off Market, Cancelled and Expired Listing)

### 7 DAY SOLD COMPARISON

Closed Prior Year	Volume	Count
Friday, March 20, 2026	\$17,988,410	42
Thursday, March 19, 2026	\$17,333,634	39
Wednesday, March 18, 2026	\$15,552,940	32
Tuesday, March 17, 2026	\$12,133,690	27
<b>Total</b>	<b>\$63,008,674</b>	<b>140</b>

Closed Prior Year	Volume	Count
Friday, March 21, 2025	\$24,203,805	60
Thursday, March 20, 2025	\$15,068,990	37
Wednesday, March 19, 2025	\$14,686,189	39
Tuesday, March 18, 2025	\$11,335,950	24
Monday, March 17, 2025	\$19,816,124	47
Sunday, March 16, 2025	\$550,440	1
<b>Total</b>	<b>\$85,661,498</b>	<b>208</b>

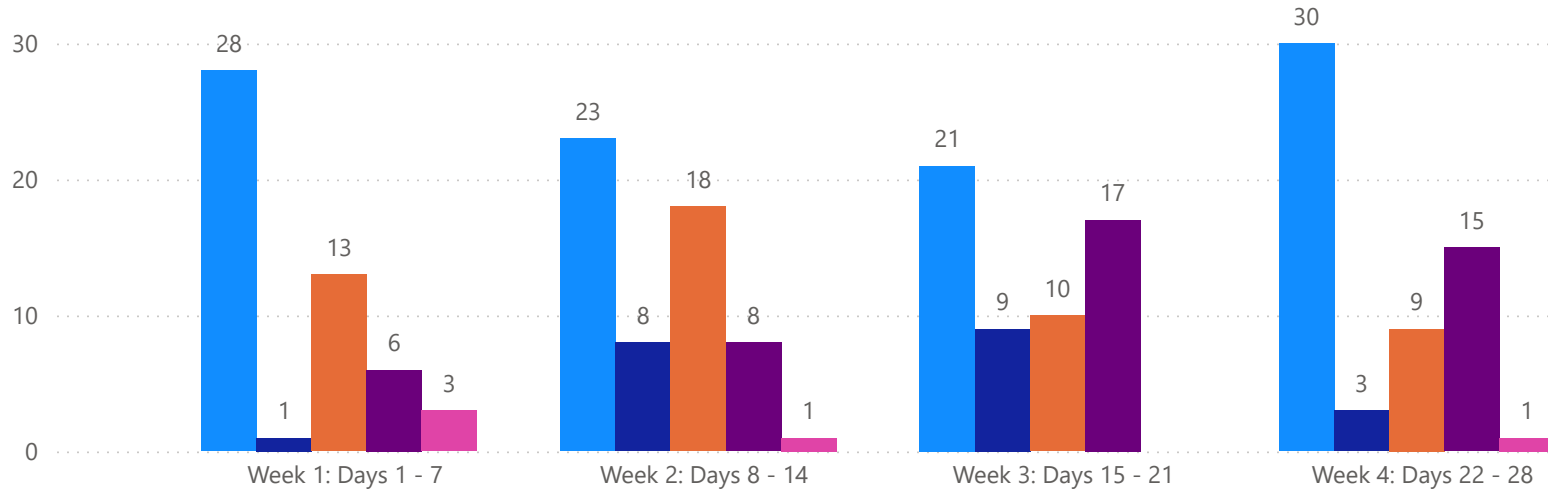


# 4 WEEK REAL ESTATE MARKET REPORT

## PASCO COUNTY - CONDO

### 3/23/2026

**MLSStatus** ● Active ● Canceled ● Pending ● Sold ● Temporarily Off-Market



*All data is current as of today, though some MLS statuses may have changed from prior days.*

### TOTALS

MLS Status	4 Week Total
Active	102
Canceled	21
Pending	50
Sold	46
Temporarily Off-Market	5

### DAILY MARKET CHANGE

Category	Sum of Pasco
Back on the Market	3
New Listings	4
Price Decrease	6
Price Increase	2

\*Back on Market can be from these sources - Pending, Temp Off Market, Cancelled and Expired Listing)

### 7 DAY SOLD COMPARISON

Closed Prior Year	Volume	Count
Thursday, March 19, 2026	\$282,000	2
Wednesday, March 18, 2026	\$80,000	1
Tuesday, March 17, 2026	\$500,000	3
<b>Total</b>	<b>\$862,000</b>	<b>6</b>

Closed Prior Year	Volume	Count
Friday, March 21, 2025	\$375,999	3
Thursday, March 20, 2025	\$493,500	2
Wednesday, March 19, 2025	\$100,000	1
Tuesday, March 18, 2025	\$137,500	1
Monday, March 17, 2025	\$280,000	2
<b>Total</b>	<b>\$1,386,999</b>	<b>9</b>

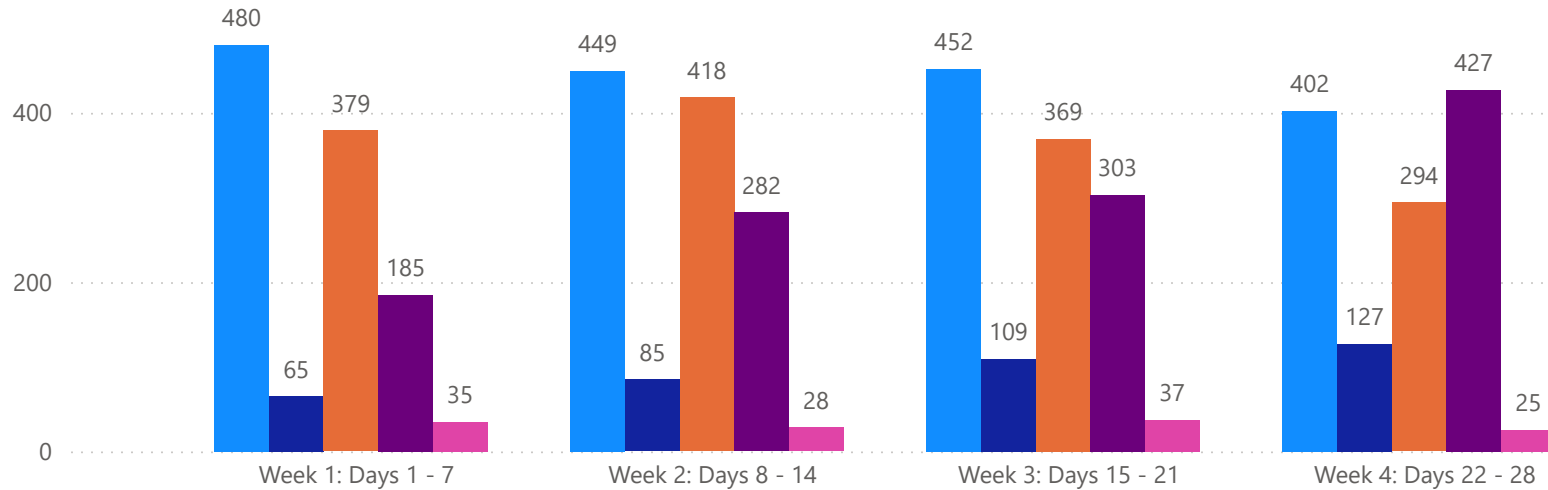


# 4 WEEK REAL ESTATE MARKET REPORT

## HILLSBOROUGH COUNTY - SINGLE FAMILY HOME

### 3/23/2026

MLS Status ● Active ● Canceled ● Pending ● Sold ● Temporarily Off-Market



All data is current as of today, though some MLS statuses may have changed from prior days.

### TOTALS

MLS Status	4 Week Total
Active	1783
Canceled	386
Pending	1460
Sold	1197
Temporarily Off-Market	125

### DAILY MARKET CHANGE

Category	Sum of Hillsborough	*Back on Market can be from these sources - Pending, Temp Off Market, Cancelled and Expired Listing)
Back on the Market	27	
New Listings	57	
Price Decrease	89	
Price Increase	10	

### 7 DAY SOLD COMPARISON

Closed Prior Year	Volume	Count	Closed Prior Year	Volume	Count
Friday, March 20, 2026	\$34,824,614	63	Saturday, March 22, 2025	\$1,647,500	4
Thursday, March 19, 2026	\$22,751,950	40	Friday, March 21, 2025	\$35,381,184	74
Wednesday, March 18, 2026	\$17,125,830	39	Thursday, March 20, 2025	\$32,060,224	65
Tuesday, March 17, 2026	\$19,771,110	43	Wednesday, March 19, 2025	\$17,938,990	35
<b>Total</b>	<b>\$94,473,504</b>	<b>185</b>	Tuesday, March 18, 2025	\$17,827,771	43
			Monday, March 17, 2025	\$33,420,910	67
			<b>Total</b>	<b>\$138,276,579</b>	<b>288</b>

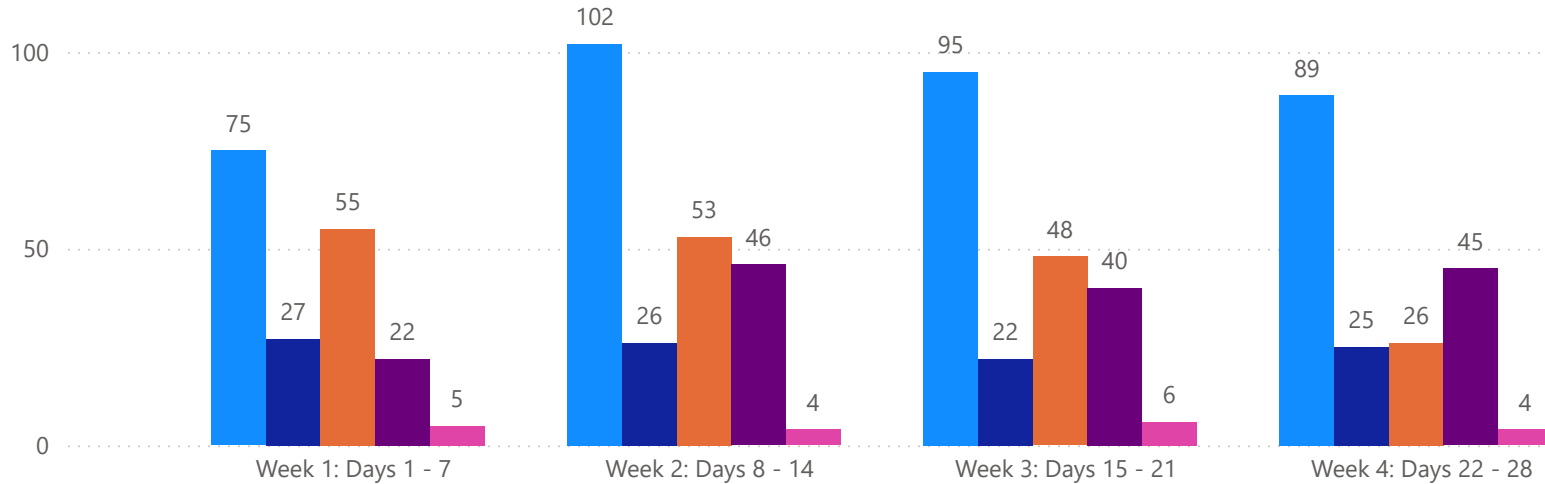


# 4 WEEK REAL ESTATE MARKET REPORT

## HILLSBOROUGH COUNTY - CONDO

### 3/23/2026

MLS Status ● Active ● Canceled ● Pending ● Sold ● Temporarily Off-Market



All data is current as of today, though some MLS statuses may have changed from prior days.

### TOTALS

MLS Status	4 Week Total
Active	361
Canceled	100
Pending	182
Sold	153
Temporarily Off-Market	19

### DAILY MARKET CHANGE

Category	Sum of Hillsborough	*Back on Market can be from these sources - Pending, Temp Off Market, Cancelled and Expired Listing)
Back on the Market	2	
New Listings	8	
Price Decrease	17	
Price Increase	0	

### 7 DAY SOLD COMPARISON

Closed Prior Year	Volume	Count	Closed Prior Year	Volume	Count
Friday, March 20, 2026	\$8,716,500	8	Friday, March 21, 2025	\$5,884,900	9
Thursday, March 19, 2026	\$1,300,000	4	Thursday, March 20, 2025	\$3,665,000	6
Wednesday, March 18, 2026	\$2,685,751	4	Wednesday, March 19, 2025	\$1,809,400	6
Tuesday, March 17, 2026	\$3,152,000	6	Tuesday, March 18, 2025	\$2,010,900	7
<b>Total</b>	<b>\$15,854,251</b>	<b>22</b>	Monday, March 17, 2025	\$1,500,319	5
			<b>Total</b>	<b>\$14,870,519</b>	<b>33</b>

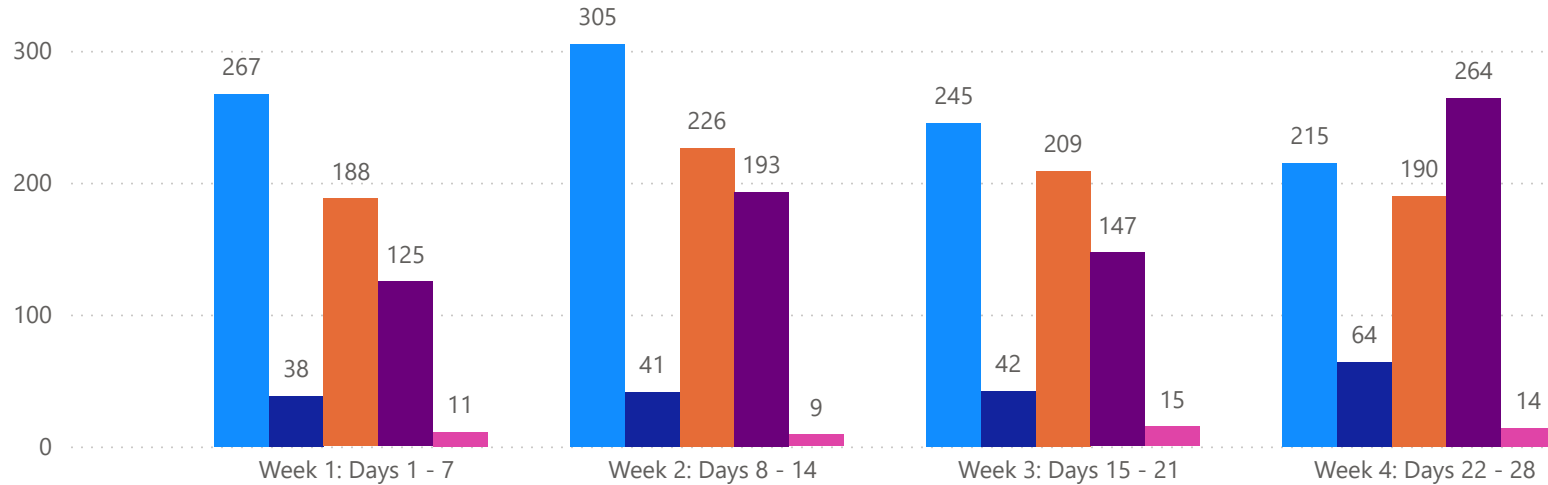


# 4 WEEK REAL ESTATE MARKET REPORT

## SARASOTA COUNTY - SINGLE FAMILY HOME

### 3/23/2026

**MLS Status** ● Active ● Canceled ● Pending ● Sold ● Temporarily Off-Market



*All data is current as of today, though some MLS statuses may have changed from prior days.*

### TOTALS

MLS Status	4 Week Total
Active	1032
Canceled	185
Pending	813
Sold	729
Temporarily Off-Market	49

### DAILY MARKET CHANGE

Category	Sum of Sarasota
Back on the Market	15
New Listings	36
Price Decrease	51
Price Increase	3

\*Back on Market can be from these sources - Pending, Temp Off Market, Cancelled and Expired Listing)

### 7 DAY SOLD COMPARISON

Closed Prior Year	Volume	Count
Friday, March 20, 2026	\$21,680,305	34
Thursday, March 19, 2026	\$34,189,061	29
Wednesday, March 18, 2026	\$17,469,700	33
Tuesday, March 17, 2026	\$21,429,069	29
<b>Total</b>	<b>\$94,768,135</b>	<b>125</b>

Closed Prior Year	Volume	Count
Saturday, March 22, 2025	\$1,345,000	3
Friday, March 21, 2025	\$31,240,780	45
Thursday, March 20, 2025	\$18,207,294	35
Wednesday, March 19, 2025	\$36,406,305	27
Tuesday, March 18, 2025	\$24,734,227	31
Monday, March 17, 2025	\$22,846,104	35
Sunday, March 16, 2025	\$2,084,900	2
<b>Total</b>	<b>\$136,864,610</b>	<b>178</b>

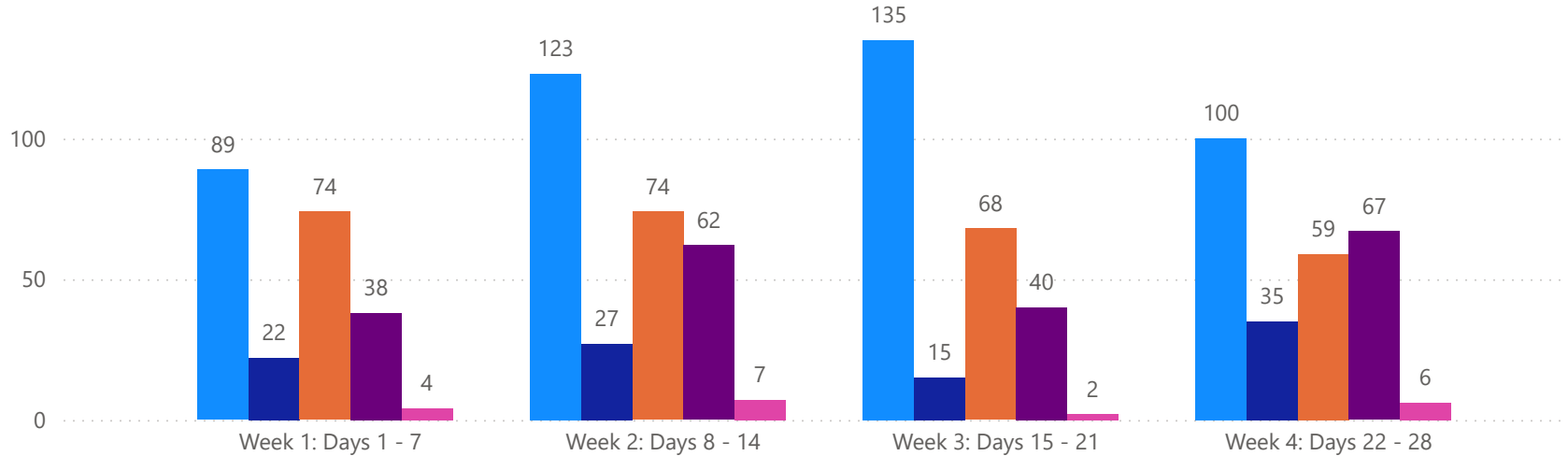


# 4 WEEK REAL ESTATE MARKET REPORT

## SARASOTA COUNTY - CONDO

### 3/23/2026

MLS Status ● Active ● Canceled ● Pending ● Sold ● Temporarily Off-Market



All data is current as of today, though some MLS statuses may have changed from prior days.

### TOTALS

MLS Status	4 Week Total
Active	447
Canceled	99
Pending	275
Sold	207
Temporarily Off-Market	19

### DAILY MARKET CHANGE

Category	Sum of Sarasota
Back on the Market	1
New Listings	12
Price Decrease	24
Price Increase	0

\*Back on Market can be from these sources - Pending, Temp Off Market, Cancelled and Expired Listing)

### 7 DAY SOLD COMPARISON

Closed Prior Year	Volume	Count	Closed Prior Year	Volume	Count
Friday, March 20, 2026	\$13,583,000	16	Friday, March 21, 2025	\$11,644,763	18
Thursday, March 19, 2026	\$2,782,500	7	Thursday, March 20, 2025	\$6,607,000	5
Wednesday, March 18, 2026	\$3,562,491	8	Wednesday, March 19, 2025	\$2,445,000	5
Tuesday, March 17, 2026	\$5,025,000	7	Tuesday, March 18, 2025	\$3,260,000	4
<b>Total</b>	<b>\$24,952,991</b>	<b>38</b>	Monday, March 17, 2025	\$2,847,900	9
			<b>Total</b>	<b>\$26,804,663</b>	<b>41</b>

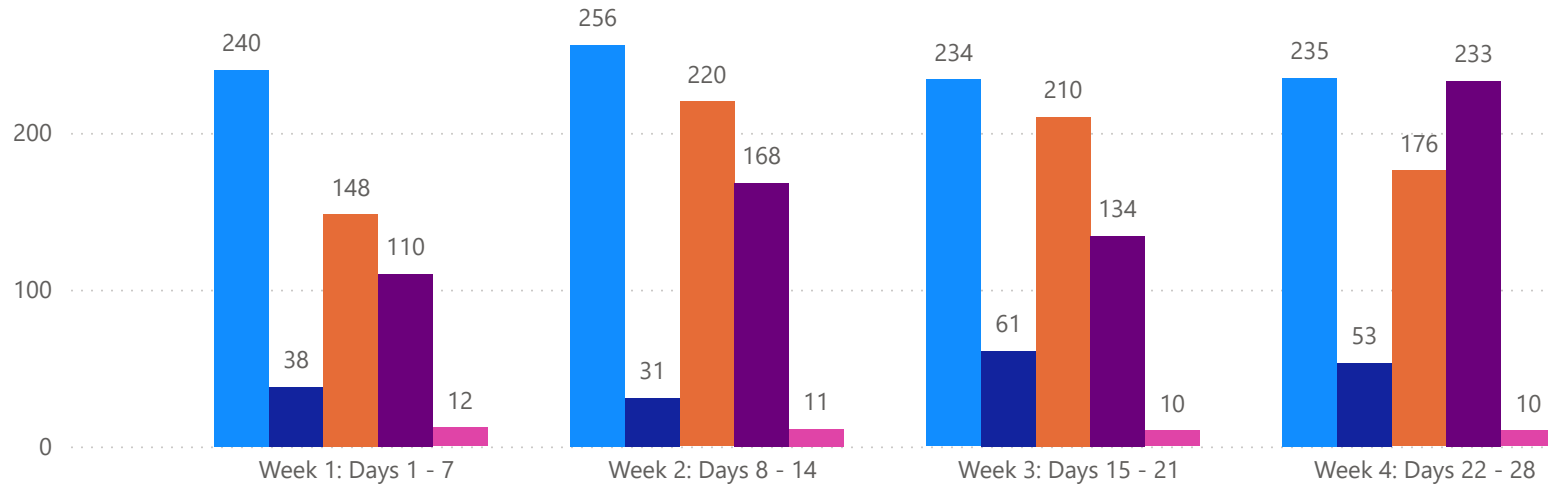


# 4 WEEK REAL ESTATE MARKET REPORT

## MANATEE COUNTY - SINGLE FAMILY HOME

### 3/23/2026

MlsStatus ● Active ● Canceled ● Pending ● Sold ● Temporarily Off-Market



All data is current as of today, though some MLS statuses may have changed from prior days.

### TOTALS

MLS Status	4 Week Total
Active	965
Canceled	183
Pending	754
Sold	645
Temporarily Off-Market	43

### DAILY MARKET CHANGE

Category	Sum of Manatee
Back on the Market	8
New Listings	30
Price Decrease	57
Price Increase	16

\*Back on Market can be from these sources - Pending, Temp Off Market, Cancelled and Expired Listing)

### 7 DAY SOLD COMPARISON

Closed Prior Year	Volume	Count	Closed Prior Year	Volume	Count
Saturday, March 21, 2026	\$140,000	1	Saturday, March 22, 2025	\$688,000	1
Friday, March 20, 2026	\$31,828,317	38	Friday, March 21, 2025	\$24,400,102	41
Thursday, March 19, 2026	\$20,504,237	29	Thursday, March 20, 2025	\$14,643,572	21
Wednesday, March 18, 2026	\$18,560,974	23	Wednesday, March 19, 2025	\$8,529,915	15
Tuesday, March 17, 2026	\$16,222,349	19	Tuesday, March 18, 2025	\$9,792,486	21
<b>Total</b>	<b>\$87,255,877</b>	<b>110</b>	Monday, March 17, 2025	\$16,514,475	27
			<b>Total</b>	<b>\$74,568,550</b>	<b>126</b>

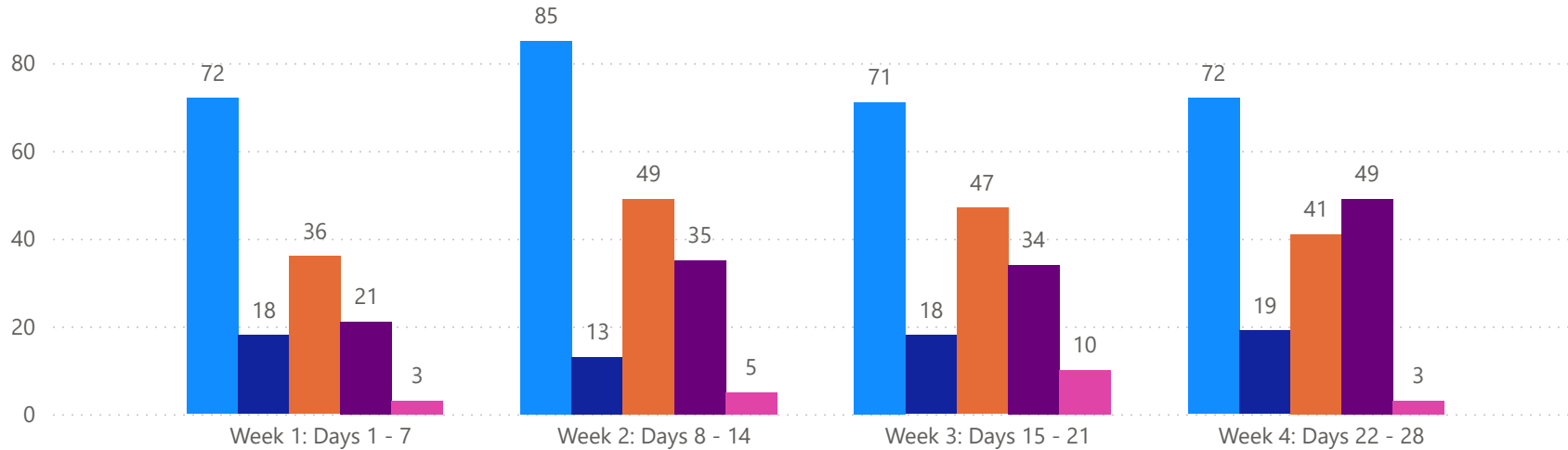


# 4 WEEK REAL ESTATE MARKET REPORT

## MANATEE COUNTY - CONDO

### 3/23/2026

MLS Status ● Active ● Canceled ● Pending ● Sold ● Temporarily Off-Market



### TOTALS

MLS Status	4 Week Total
Active	300
Canceled	68
Pending	173
Sold	139
Temporarily Off-Market	21

### DAILY MARKET CHANGE

Category	Sum of Manatee
Back on the Market	1
New Listings	11
Price Decrease	21
Price Increase	0

\*Back on Market can be from these sources - Pending, Temp Off Market, Cancelled and Expired Listing)

### 7 DAY SOLD COMPARISON

Closed Prior Year	Volume	Count	Closed Prior Year	Volume	Count
Friday, March 20, 2026	\$1,029,000	5	Friday, March 21, 2025	\$5,860,025	15
Thursday, March 19, 2026	\$1,330,000	5	Thursday, March 20, 2025	\$964,000	3
Wednesday, March 18, 2026	\$2,184,000	6	Wednesday, March 19, 2025	\$815,000	3
Tuesday, March 17, 2026	\$1,789,000	5	Tuesday, March 18, 2025	\$1,876,000	4
<b>Total</b>	<b>\$6,332,000</b>	<b>21</b>	Monday, March 17, 2025	\$3,080,000	10
			<b>Total</b>	<b>\$12,595,025</b>	<b>35</b>

