



4 WEEK REAL ESTATE MARKET REPORT

Wednesday, March 25, 2026

As of: Thursday, March 26, 2026

- 1 Report Breakdown
- 2 Cumulative Tampa Bay Report - Single Family Home
- 3 Cumulative Tampa Bay Report - Condominium
- 4 Pinellas County - Single Family Home
- 5 Pinellas County - Condominium
- 6 Pasco County - Single Family Home
- 7 Pasco County - Condominium
- 8 Hillsborough County - Single Family Home
- 9 Hillsborough County - Condominium
- 10 Sarasota County - Single Family Home
- 11 Sarasota County - Condominium
- 12 Manatee County - Single Family Home
- 13 Manatee County - Condominium

4 WEEK REAL ESTATE MARKET REPORT

REPORT BREAKDOWN

Wednesday, March 25, 2026

as of: 3/26/2026

Day 1	Wednesday, March 25, 2026
Day 2	Tuesday, March 24, 2026
Day 3	Monday, March 23, 2026
Day 4	Sunday, March 22, 2026
Day 5	Saturday, March 21, 2026
Day 6	Thursday, March 26, 2026
Day 7	Wednesday, March 25, 2026
Day 8	Tuesday, March 24, 2026
Day 9	Monday, March 23, 2026
Day 10	Sunday, March 22, 2026
Day 11	Saturday, March 21, 2026
Day 12	Friday, March 20, 2026
Day 13	Thursday, March 19, 2026
Day 14	Wednesday, March 18, 2026
Day 15	Tuesday, March 17, 2026
Day 16	Monday, March 16, 2026
Day 17	Sunday, March 15, 2026
Day 18	Saturday, March 14, 2026
Day 19	Friday, March 13, 2026
Day 20	Thursday, March 12, 2026
Day 21	Wednesday, March 11, 2026
Day 22	Tuesday, March 10, 2026
Day 23	Monday, March 9, 2026
Day 24	Sunday, March 8, 2026
Day 25	Saturday, March 7, 2026
Day 26	Friday, March 6, 2026
Day 27	Thursday, March 5, 2026
Day 28	Wednesday, March 4, 2026

REPORT BREAKDOWN

GRAPH:

Active - Newly listed during the date range

Pending - Status changed to 'pending' during the date range

Sold - Closed during the date range

Canceled - Canceled during the date range

Temp off Market - Status changed to 'temp' off market' during the date range

The date ranges are not cumulative.

Day 1: Wednesday, March 25, 2026

Day 28: Wednesday, March 4, 2026

TOTALS:

4 Weeks: The summation of each date range (Day 1 - Day 28)

Market Changes

Day 1's New Listings, Price Increase, Price Decreases and Back on Market

Manatee County - Single Family Home

7 Day Sold Comparison

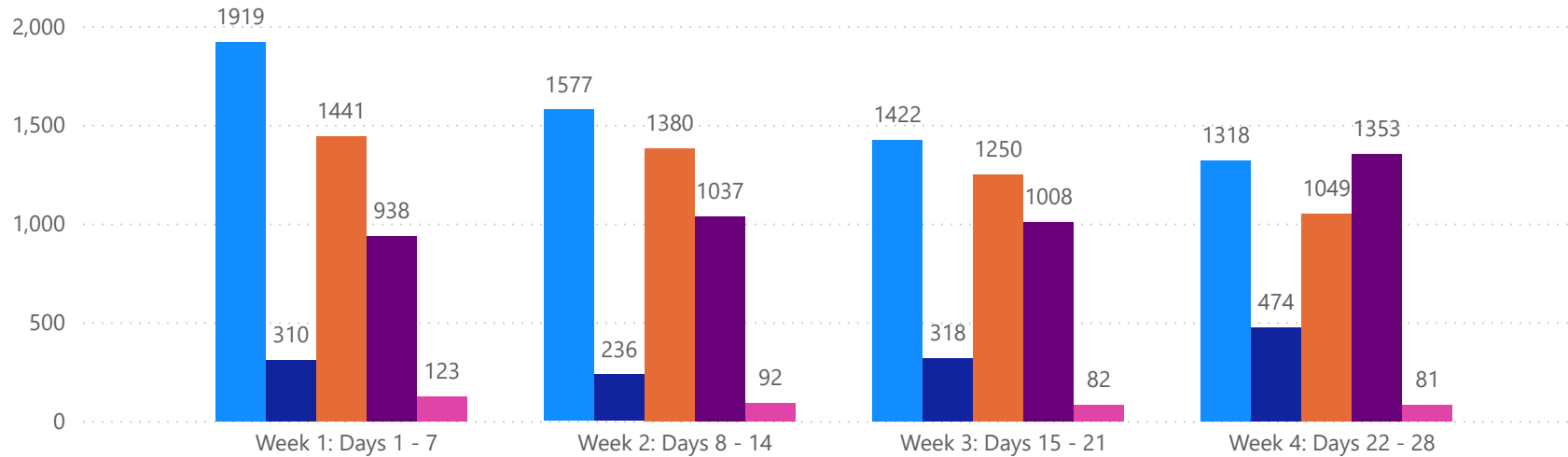
Compares the sold amount and volume in the last 7 days against the same timeframe in the prior year and days 8 - days 14.

4 WEEK REAL ESTATE MARKET REPORT

TAMPA BAY - SINGLE FAMILY HOME

3/25/2026

MLS Status ● Active ● Canceled ● Pending ● Sold ● Temporarily Off-Market



All data is current as of today, though some MLS statuses may have changed from prior days.

TOTALS


MLS Status	4 Week Total
Active	6236
Canceled	1338
Pending	5120
Sold	4336
Temporarily Off-Market	378

DAILY MARKET CHANGE

Category	Sum of Total	
Back on the Market	85	*Back on Market can be from these sources - Pending, Temp Off Market, Cancelled and Expired Listing)
New Listings	195	
Price Decrease	297	
Price Increase	101	

7 DAY SOLD COMPARISON

Closed Prior Year	Volume	Count	Closed Prior Year	Volume	Count
Wednesday, March 25, 2026	\$62,977,500	107	Monday, March 24, 2025	\$111,660,931	202
Tuesday, March 24, 2026	\$90,049,783	147	Sunday, March 23, 2025	\$2,919,715	6
Monday, March 23, 2026	\$111,553,616	181	Saturday, March 22, 2025	\$6,608,100	13
Saturday, March 21, 2026	\$3,685,194	8	Friday, March 21, 2025	\$149,723,694	292
Friday, March 20, 2026	\$179,691,176	313	Thursday, March 20, 2025	\$108,419,588	201
Thursday, March 19, 2026	\$125,528,444	182	Wednesday, March 19, 2025	\$95,319,299	145
Total	\$573,485,713	938	Tuesday, March 18, 2025	\$81,154,084	153
			Total	\$555,805,411	1012

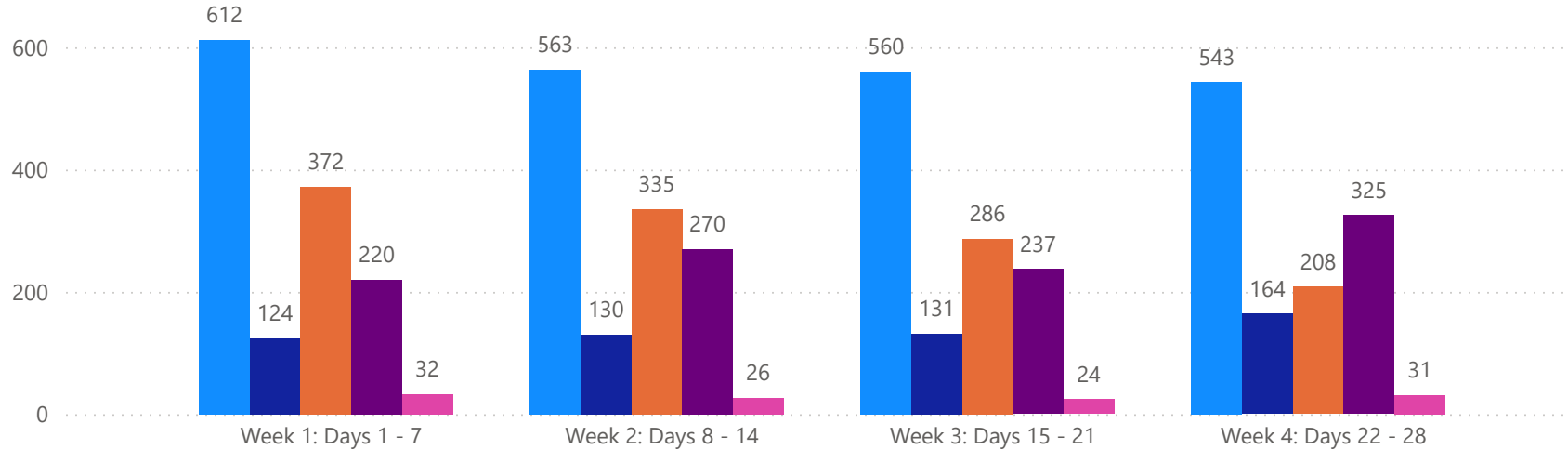


4 WEEK REAL ESTATE MARKET REPORT

TAMPA BAY - CONDO

3/25/2026

MlsStatus ● Active ● Canceled ● Pending ● Sold ● Temporarily Off-Market



All data is current as of today, though some MLS statuses may have changed from prior days.

TOTALS


MLS Status	4 Week Total
Active	2278
Canceled	549
Pending	1201
Sold	1052
Temporarily Off-Market	113

DAILY MARKET CHANGE

Category	Sum of Total	
Back on the Market	14	*Back on Market can be from these sources - Pending, Temp Off Market, Cancelled and Expired Listing)
New Listings	50	
Price Decrease	95	
Price Increase	4	

7 DAY SOLD COMPARISON

Closed Prior Year	Volume	Count	Closed Prior Year	Volume	Count
Wednesday, March 25, 2026	\$16,207,715	30	Monday, March 24, 2025	\$11,322,400	30
Tuesday, March 24, 2026	\$21,989,640	37	Friday, March 21, 2025	\$34,054,887	74
Monday, March 23, 2026	\$15,393,649	36	Thursday, March 20, 2025	\$17,419,400	32
Sunday, March 22, 2026	\$165,000	1	Wednesday, March 19, 2025	\$11,796,300	33
Saturday, March 21, 2026	\$415,000	2	Tuesday, March 18, 2025	\$11,735,300	27
Friday, March 20, 2026	\$47,459,239	72	Total	\$86,328,287	196
Thursday, March 19, 2026	\$21,133,210	42			
Total	\$122,763,453	220			

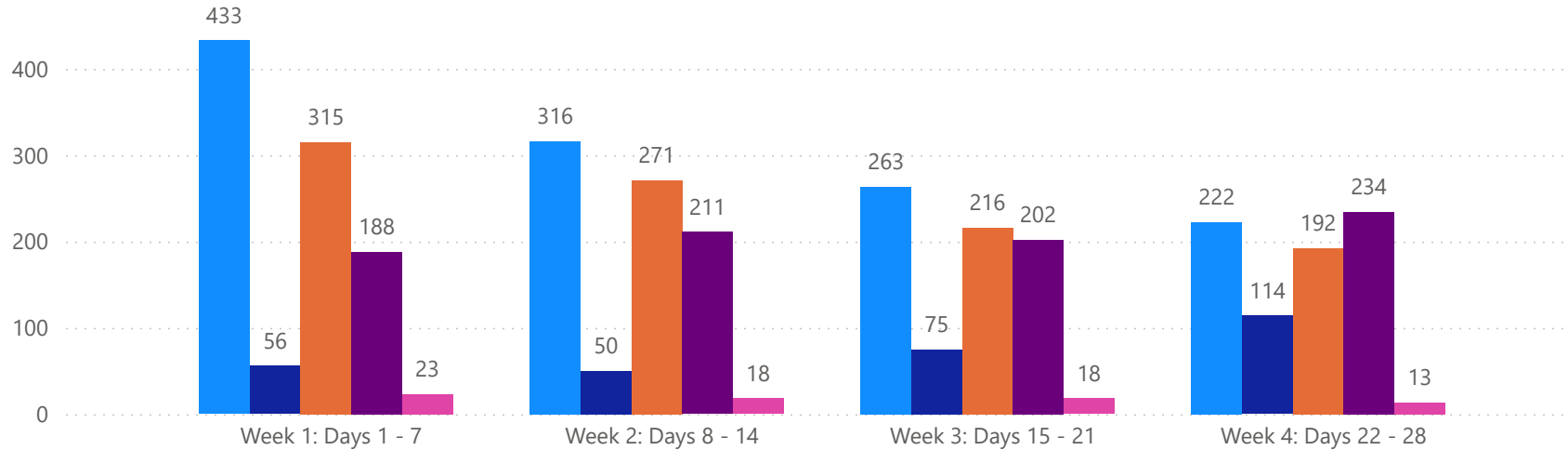


4 WEEK REAL ESTATE MARKET REPORT

PINELLAS COUNTY - SINGLE FAMILY HOME

3/25/2026

MLS Status ● Active ● Canceled ● Pending ● Sold ● Temporarily Off-Market



All data is current as of today, though some MLS statuses may have changed from prior days.

TOTALS

MLS Status	4 Week Total
Active	1234
Canceled	295
Pending	994
Sold	835
Temporarily Off-Market	72

DAILY MARKET CHANGE

Category	Sum of Pinellas
Back on the Market	14
New Listings	41
Price Decrease	75
Price Increase	1

*Back on Market can be from these sources - Pending, Temp Off Market, Cancelled and Expired Listing)

7 DAY SOLD COMPARISON

Closed Prior Year	Volume	Count	Closed Prior Year	Volume	Count
Wednesday, March 25, 2026	\$14,378,599	20	Monday, March 24, 2025	\$21,017,707	36
Tuesday, March 24, 2026	\$20,882,700	30	Saturday, March 22, 2025	\$2,927,600	5
Monday, March 23, 2026	\$29,675,660	37	Friday, March 21, 2025	\$34,497,823	72
Saturday, March 21, 2026	\$300,000	1	Thursday, March 20, 2025	\$28,439,508	43
Friday, March 20, 2026	\$31,841,124	63	Wednesday, March 19, 2025	\$17,757,900	29
Thursday, March 19, 2026	\$26,899,916	37	Tuesday, March 18, 2025	\$17,463,650	34
Total	\$123,977,999	188	Total	\$122,104,188	219

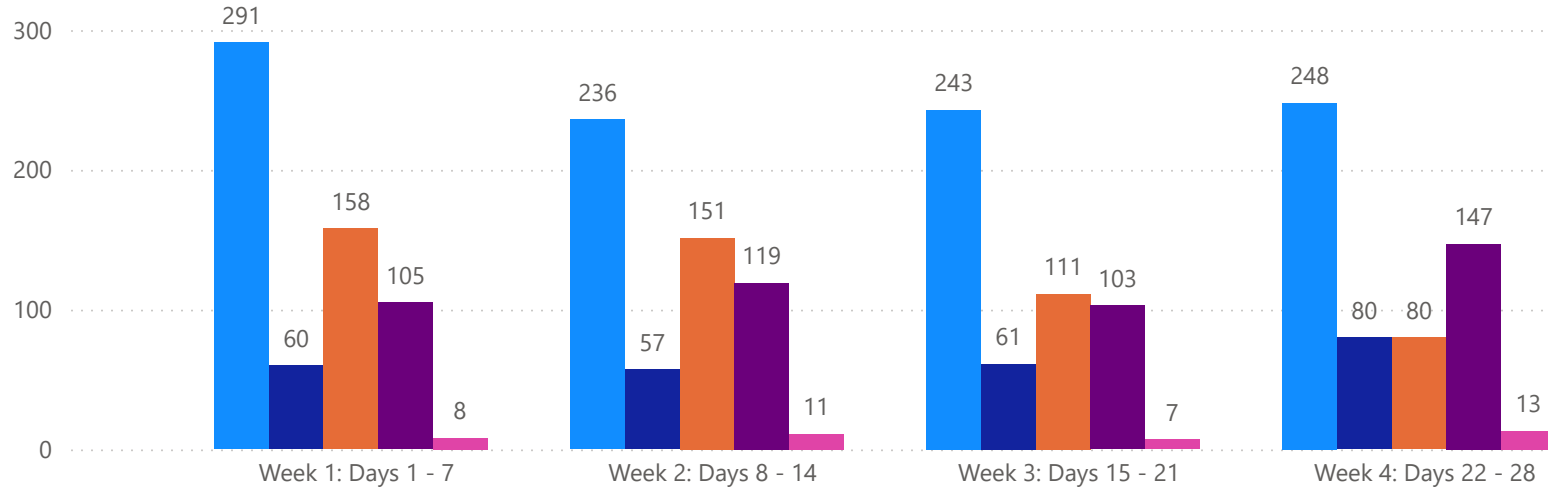


4 WEEK REAL ESTATE MARKET REPORT

PINELLAS COUNTY - CONDO

3/25/2026

MlsStatus ● Active ● Canceled ● Pending ● Sold ● Temporarily Off-Market



All data is current as of today, though some MLS statuses may have changed from prior days.

TOTALS

MLS Status	4 Week Total
Active	1018
Canceled	258
Pending	500
Sold	474
Temporarily Off-Market	39

DAILY MARKET CHANGE

Category	Sum of Pinellas
Back on the Market	7
New Listings	22
Price Decrease	47
Price Increase	2

*Back on Market can be from these sources - Pending, Temp Off Market, Cancelled and Expired Listing)

7 DAY SOLD COMPARISON

Closed Prior Year	Volume	Count	Closed Prior Year	Volume	Count
Wednesday, March 25, 2026	\$8,137,715	10	Monday, March 24, 2025	\$4,000,400	11
Tuesday, March 24, 2026	\$12,524,690	20	Friday, March 21, 2025	\$10,289,200	29
Monday, March 23, 2026	\$6,895,649	14	Thursday, March 20, 2025	\$5,689,900	16
Sunday, March 22, 2026	\$165,000	1	Wednesday, March 19, 2025	\$6,626,900	18
Saturday, March 21, 2026	\$170,000	1	Tuesday, March 18, 2025	\$4,450,900	11
Friday, March 20, 2026	\$15,115,047	35	Total	\$31,057,300	85
Thursday, March 19, 2026	\$15,438,710	24			
Total	\$58,446,811	105			

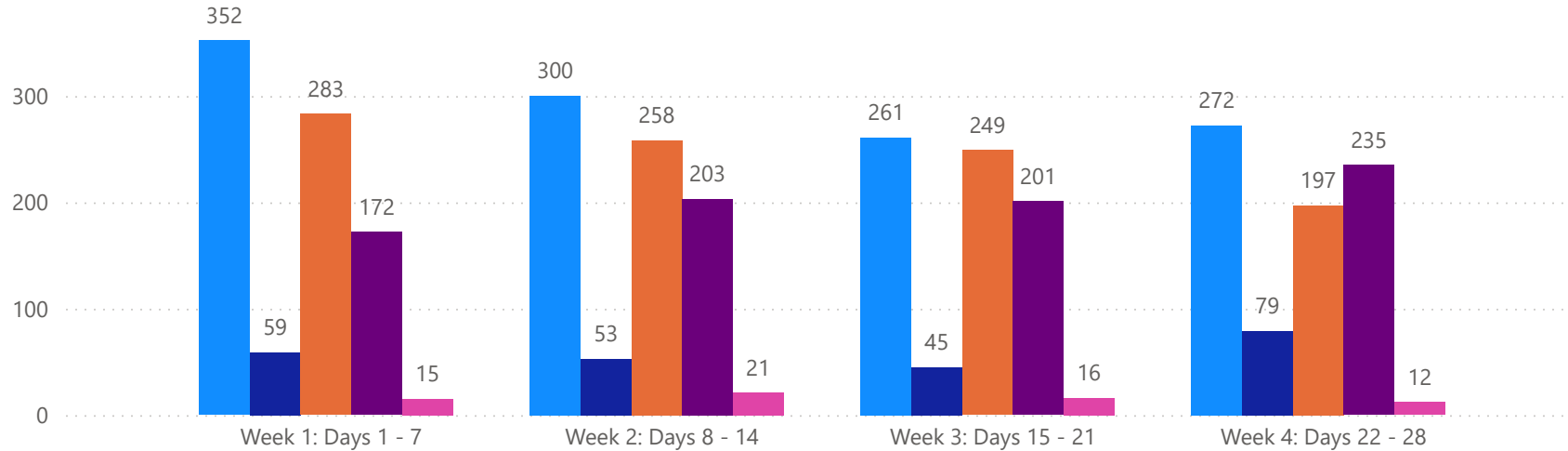


4 WEEK REAL ESTATE MARKET REPORT

PASCO COUNTY - SINGLE FAMILY HOME

3/25/2026

MLS Status ● Active ● Canceled ● Pending ● Sold ● Temporarily Off-Market



All data is current as of today, though some MLS statuses may have changed from prior days.

TOTALS

MLS Status	4 Week Total
Active	1185
Canceled	236
Pending	987
Sold	811
Temporarily Off-Market	64

DAILY MARKET CHANGE

Category	Sum of Pasco
Back on the Market	31
New Listings	44
Price Decrease	10
Price Increase	66

*Back on Market can be from these sources - Pending, Temp Off Market, Cancelled and Expired Listing)

7 DAY SOLD COMPARISON

Closed Prior Year	Volume	Count	Closed Prior Year	Volume	Count
Wednesday, March 25, 2026	\$6,769,180	15	Monday, March 24, 2025	\$17,431,237	39
Tuesday, March 24, 2026	\$12,572,705	28	Sunday, March 23, 2025	\$284,900	1
Monday, March 23, 2026	\$10,692,895	27	Friday, March 21, 2025	\$24,203,805	60
Saturday, March 21, 2026	\$650,000	1	Thursday, March 20, 2025	\$15,068,990	37
Friday, March 20, 2026	\$25,281,129	60	Wednesday, March 19, 2025	\$14,686,189	39
Thursday, March 19, 2026	\$18,046,134	41	Tuesday, March 18, 2025	\$11,335,950	24
Total	\$74,012,043	172	Total	\$83,011,071	200

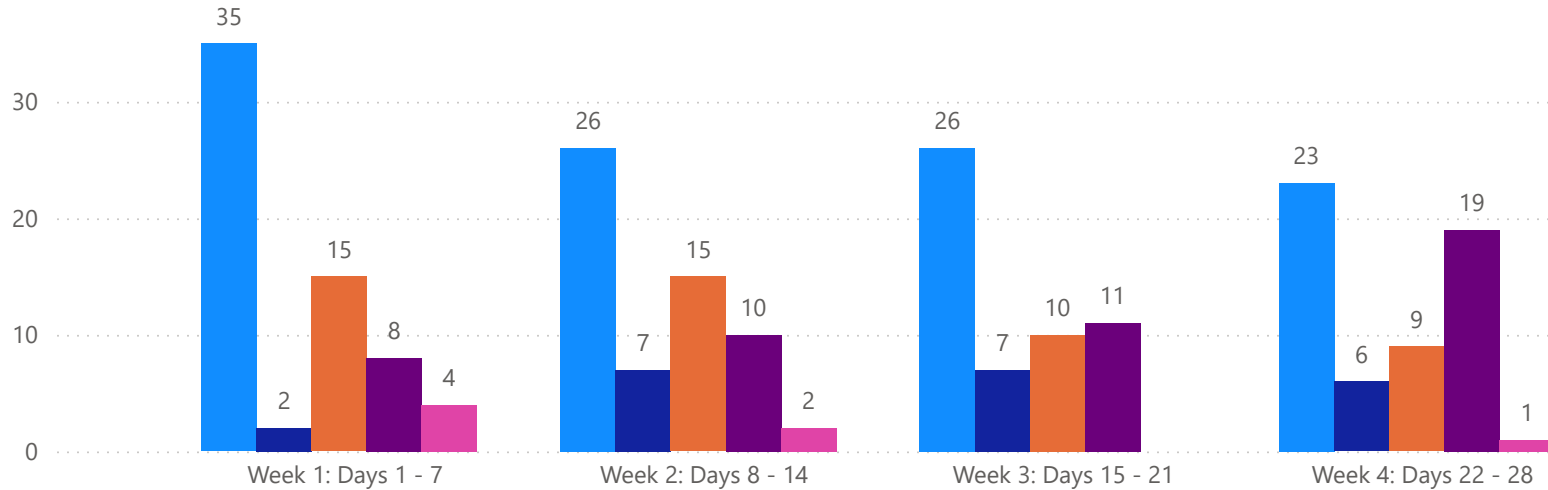


4 WEEK REAL ESTATE MARKET REPORT

PASCO COUNTY - CONDO

3/25/2026

MLS Status ● Active ● Canceled ● Pending ● Sold ● Temporarily Off-Market



All data is current as of today, though some MLS statuses may have changed from prior days.

TOTALS

MLS Status	4 Week Total
Active	110
Canceled	22
Pending	49
Sold	48
Temporarily Off-Market	7

DAILY MARKET CHANGE

Category	Sum of Pasco
Back on the Market	2
New Listings	2
Price Decrease	5
Price Increase	1

*Back on Market can be from these sources - Pending, Temp Off Market, Cancelled and Expired Listing)

7 DAY SOLD COMPARISON

Closed Prior Year	Volume	Count
Tuesday, March 24, 2026	\$548,500	2
Monday, March 23, 2026	\$642,000	3
Friday, March 20, 2026	\$250,000	1
Thursday, March 19, 2026	\$282,000	2
Total	\$1,722,500	8

Closed Prior Year	Volume	Count
Friday, March 21, 2025	\$375,999	3
Thursday, March 20, 2025	\$493,500	2
Wednesday, March 19, 2025	\$100,000	1
Tuesday, March 18, 2025	\$137,500	1
Total	\$1,106,999	7

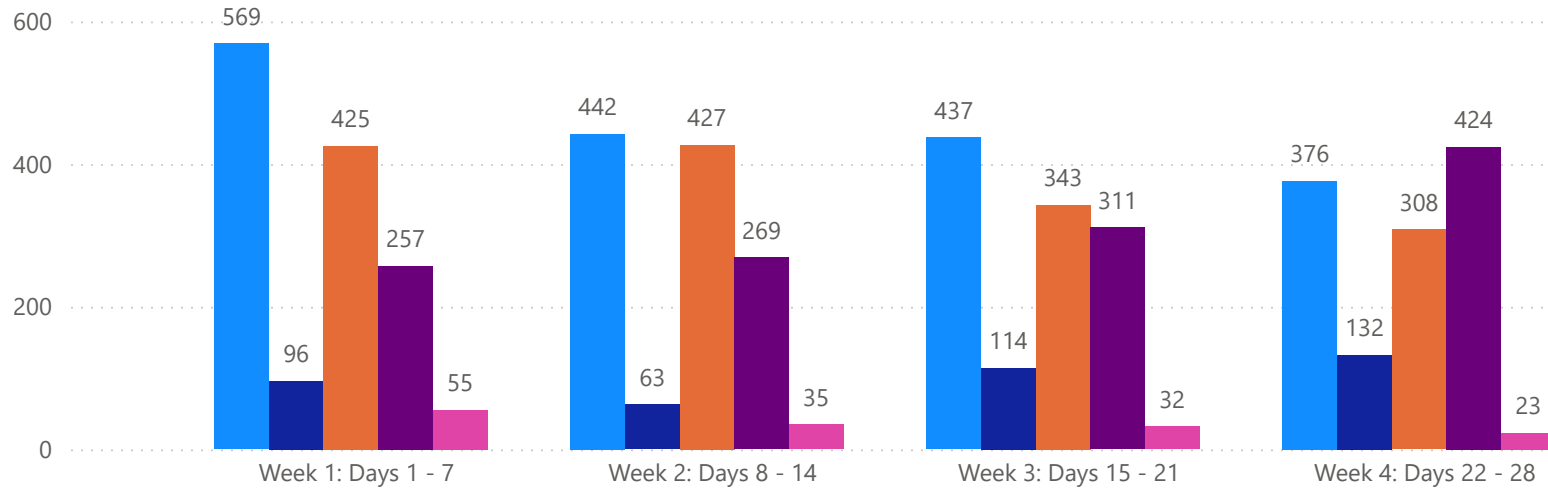


4 WEEK REAL ESTATE MARKET REPORT

HILLSBOROUGH COUNTY - SINGLE FAMILY HOME

3/25/2026

MLSStatus ● Active ● Canceled ● Pending ● Sold ● Temporarily Off-Market



All data is current as of today, though some MLS statuses may have changed from prior days.

TOTALS

MLS Status	4 Week Total
Active	1824
Canceled	405
Pending	1503
Sold	1261
Temporarily Off-Market	145

DAILY MARKET CHANGE

Category	Sum of Hillsborough	*Back on Market can be from these sources - Pending, Temp Off Market, Cancelled and Expired Listing)
Back on the Market	20	
New Listings	54	
Price Decrease	90	
Price Increase	6	

7 DAY SOLD COMPARISON

Closed Prior Year	Volume	Count	Closed Prior Year	Volume	Count
Wednesday, March 25, 2026	\$16,252,890	29	Monday, March 24, 2025	\$34,350,362	58
Tuesday, March 24, 2026	\$20,273,446	41	Sunday, March 23, 2025	\$1,395,000	2
Monday, March 23, 2026	\$27,274,764	49	Saturday, March 22, 2025	\$1,647,500	4
Saturday, March 21, 2026	\$350,000	1	Friday, March 21, 2025	\$35,381,184	74
Friday, March 20, 2026	\$52,347,011	94	Thursday, March 20, 2025	\$32,060,224	65
Thursday, March 19, 2026	\$23,796,850	43	Wednesday, March 19, 2025	\$17,938,990	35
Total	\$140,294,961	257	Tuesday, March 18, 2025	\$17,827,771	43
			Total	\$140,601,031	281

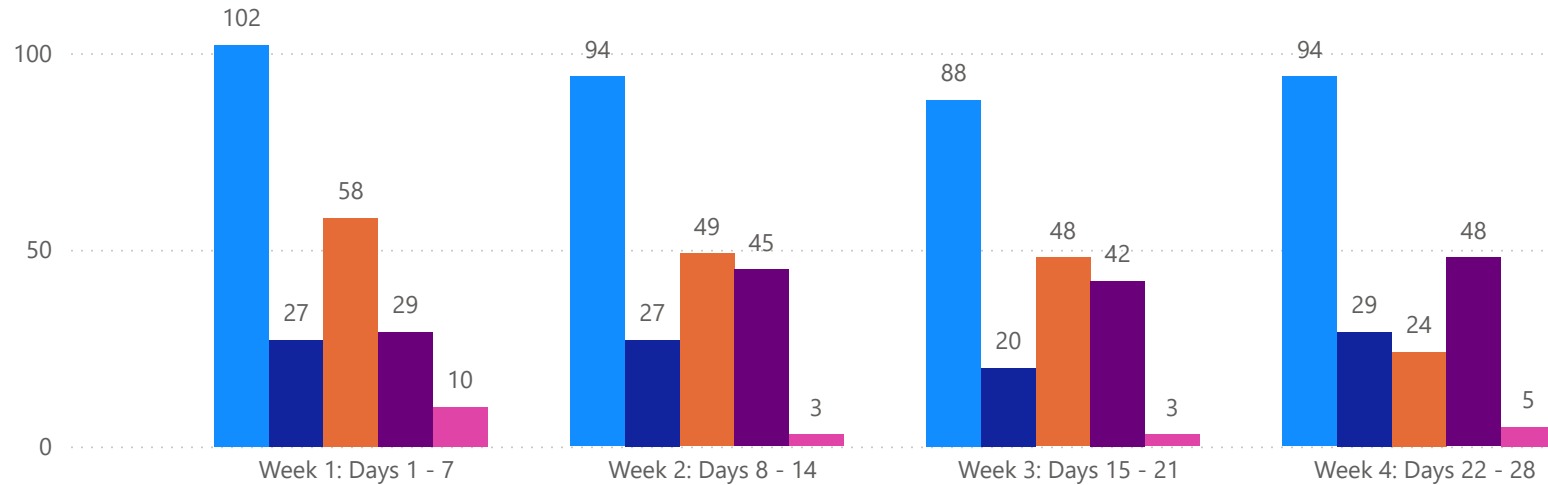


4 WEEK REAL ESTATE MARKET REPORT

HILLSBOROUGH COUNTY - CONDO

3/25/2026

MLS Status ● Active ● Canceled ● Pending ● Sold ● Temporarily Off-Market



All data is current as of today, though some MLS statuses may have changed from prior days.

TOTALS

MLS Status	4 Week Total
Active	378
Canceled	103
Pending	179
Sold	164
Temporarily Off-Market	21

DAILY MARKET CHANGE

Category	Sum of Hillsborough	*Back on Market can be from these sources - Pending, Temp Off Market, Canceled and Expired Listing)
Back on the Market	4	
New Listings	6	
Price Decrease	15	
Price Increase	1	

7 DAY SOLD COMPARISON

Closed Prior Year	Volume	Count	Closed Prior Year	Volume	Count
Wednesday, March 25, 2026	\$1,730,000	6	Monday, March 24, 2025	\$1,719,500	7
Tuesday, March 24, 2026	\$1,169,000	4	Friday, March 21, 2025	\$5,884,900	9
Monday, March 23, 2026	\$1,236,000	6	Thursday, March 20, 2025	\$3,665,000	6
Friday, March 20, 2026	\$13,970,192	9	Wednesday, March 19, 2025	\$1,809,400	6
Thursday, March 19, 2026	\$1,300,000	4	Tuesday, March 18, 2025	\$2,010,900	7
Total	\$19,405,192	29	Total	\$15,089,700	35

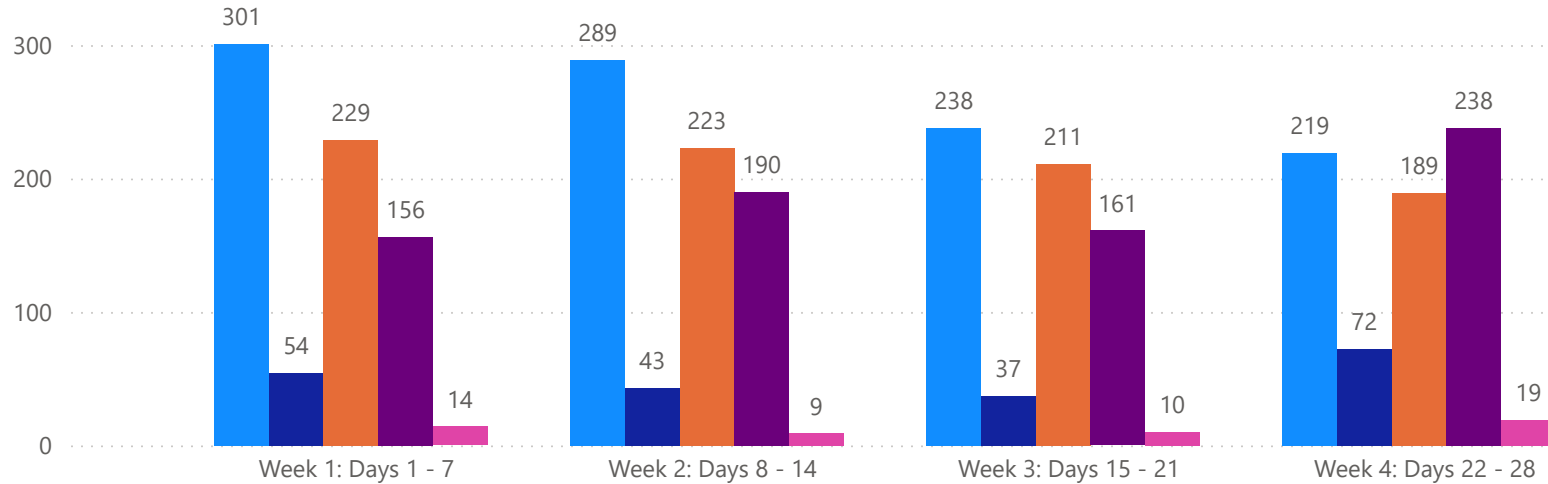


4 WEEK REAL ESTATE MARKET REPORT

SARASOTA COUNTY - SINGLE FAMILY HOME

3/25/2026

MlsStatus ● Active ● Canceled ● Pending ● Sold ● Temporarily Off-Market



All data is current as of today, though some MLS statuses may have changed from prior days.

TOTALS

MLS Status	4 Week Total
Active	1047
Canceled	206
Pending	852
Sold	745
Temporarily Off-Market	52

DAILY MARKET CHANGE

Category	Sum of Sarasota
Back on the Market	12
New Listings	29
Price Decrease	46
Price Increase	4

*Back on Market can be from these sources - Pending, Temp Off Market, Cancelled and Expired Listing)

7 DAY SOLD COMPARISON

Closed Prior Year	Volume	Count	Closed Prior Year	Volume	Count
Wednesday, March 25, 2026	\$15,659,709	24	Monday, March 24, 2025	\$15,546,235	35
Tuesday, March 24, 2026	\$16,956,935	21	Saturday, March 22, 2025	\$1,345,000	3
Monday, March 23, 2026	\$27,837,585	40	Friday, March 21, 2025	\$31,240,780	45
Friday, March 20, 2026	\$29,323,945	40	Thursday, March 20, 2025	\$18,207,294	35
Thursday, March 19, 2026	\$35,741,307	31	Wednesday, March 19, 2025	\$36,406,305	27
Total	\$125,519,481	156	Tuesday, March 18, 2025	\$24,734,227	31
			Total	\$127,479,841	176

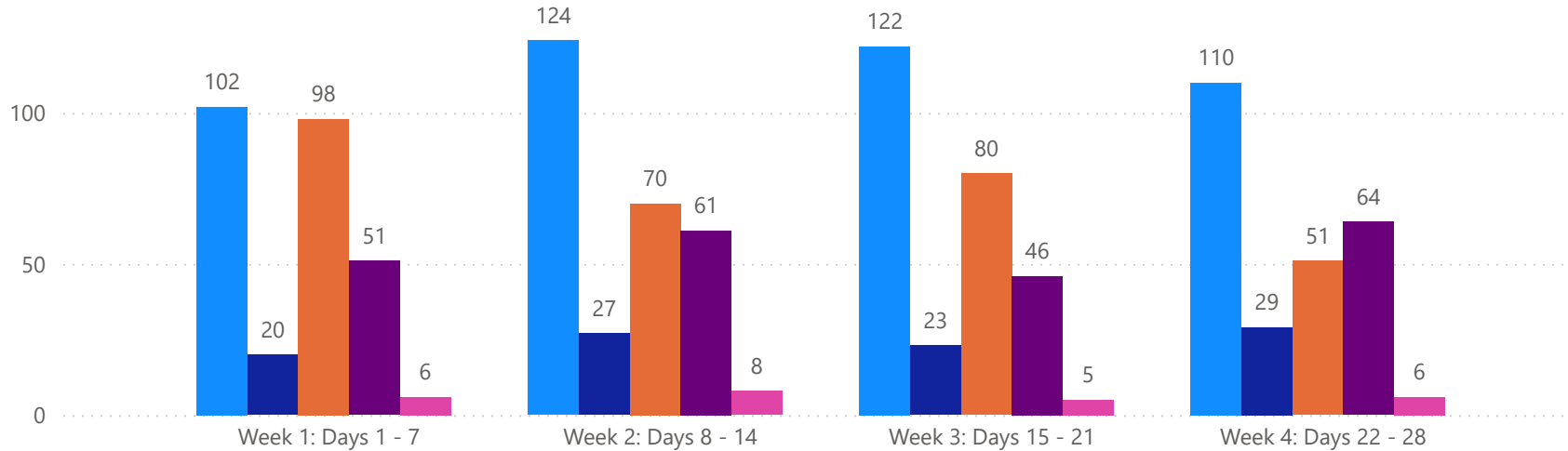


4 WEEK REAL ESTATE MARKET REPORT

SARASOTA COUNTY - CONDO

3/25/2026

MLS Status ● Active ● Canceled ● Pending ● Sold ● Temporarily Off-Market



All data is current as of today, though some MLS statuses may have changed from prior days.

TOTALS

MLS Status	4 Week Total
Active	458
Canceled	99
Pending	299
Sold	222
Temporarily Off-Market	25

DAILY MARKET CHANGE

Category	Sum of Sarasota
Back on the Market	1
New Listings	15
Price Decrease	16
Price Increase	0

*Back on Market can be from these sources - Pending, Temp Off Market, Cancelled and Expired Listing)

7 DAY SOLD COMPARISON

Closed Prior Year	Volume	Count	Closed Prior Year	Volume	Count
Wednesday, March 25, 2026	\$3,755,000	7	Monday, March 24, 2025	\$3,735,000	7
Tuesday, March 24, 2026	\$6,897,450	10	Friday, March 21, 2025	\$11,644,763	18
Monday, March 23, 2026	\$4,882,500	7	Thursday, March 20, 2025	\$6,607,000	5
Friday, March 20, 2026	\$16,575,000	20	Wednesday, March 19, 2025	\$2,445,000	5
Thursday, March 19, 2026	\$2,782,500	7	Tuesday, March 18, 2025	\$3,260,000	4
Total	\$34,892,450	51	Total	\$27,691,763	39

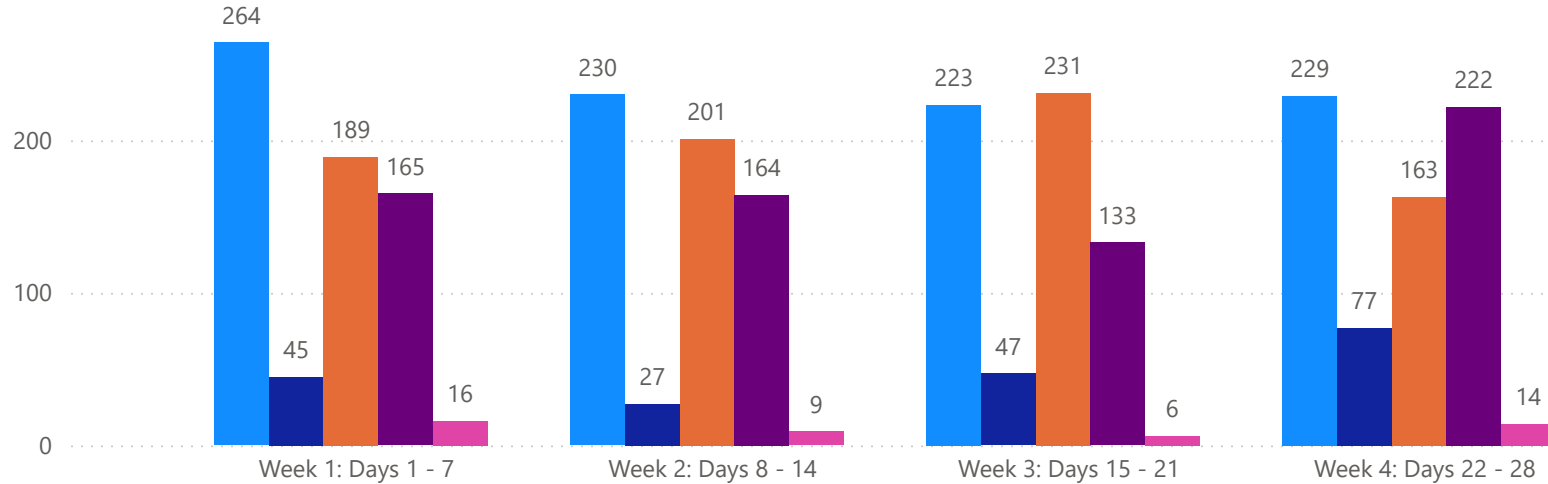


4 WEEK REAL ESTATE MARKET REPORT

MANATEE COUNTY - SINGLE FAMILY HOME

3/25/2026

MLS Status ● Active ● Canceled ● Pending ● Sold ● Temporarily Off-Market



All data is current as of today, though some MLS statuses may have changed from prior days.

TOTALS

MLS Status	4 Week Total
Active	946
Canceled	196
Pending	784
Sold	684
Temporarily Off-Market	45

DAILY MARKET CHANGE

Category	Sum of Manatee
Back on the Market	8
New Listings	27
Price Decrease	76
Price Increase	24

*Back on Market can be from these sources - Pending, Temp Off Market, Cancelled and Expired Listing)

7 DAY SOLD COMPARISON

Closed Prior Year	Volume	Count	Closed Prior Year	Volume	Count
Wednesday, March 25, 2026	\$9,917,122	19	Monday, March 24, 2025	\$23,315,390	34
Tuesday, March 24, 2026	\$19,363,997	27	Sunday, March 23, 2025	\$1,239,815	3
Monday, March 23, 2026	\$16,072,712	28	Saturday, March 22, 2025	\$688,000	1
Saturday, March 21, 2026	\$2,385,194	5	Friday, March 21, 2025	\$24,400,102	41
Friday, March 20, 2026	\$40,897,967	56	Thursday, March 20, 2025	\$14,643,572	21
Thursday, March 19, 2026	\$21,044,237	30	Wednesday, March 19, 2025	\$8,529,915	15
Total	\$109,681,229	165	Tuesday, March 18, 2025	\$9,792,486	21
			Total	\$82,609,280	136

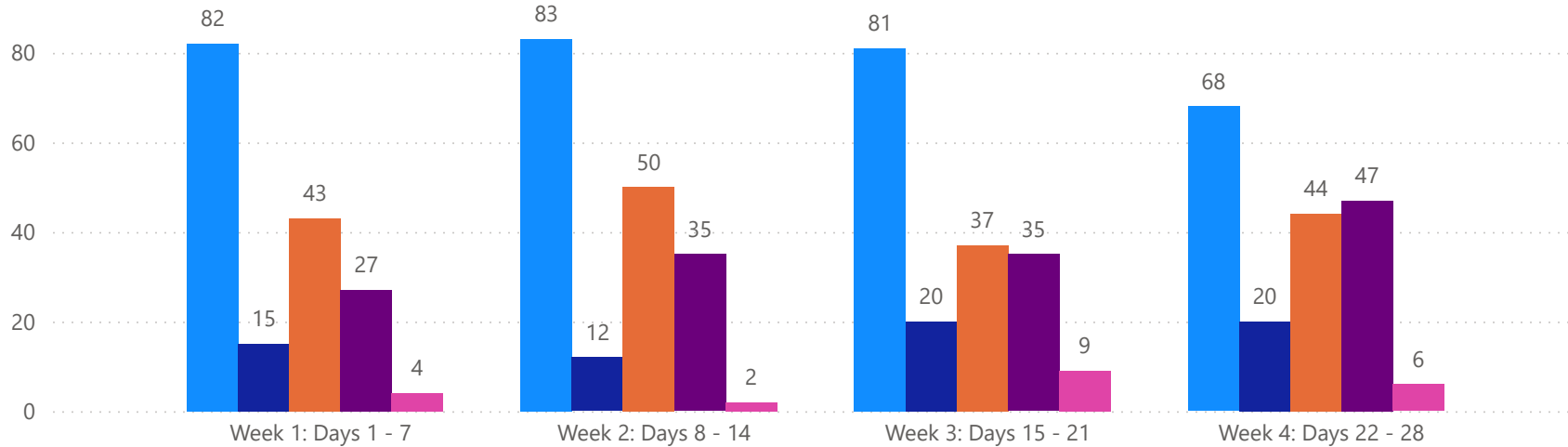


4 WEEK REAL ESTATE MARKET REPORT

MANATEE COUNTY - CONDO

3/25/2026

MLS Status ● Active ● Canceled ● Pending ● Sold ● Temporarily Off-Market



TOTALS

MLS Status	4 Week Total
Active	314
Canceled	67
Pending	174
Sold	144
Temporarily Off-Market	21

DAILY MARKET CHANGE

Category	Sum of Manatee
Back on the Market	0
New Listings	5
Price Decrease	12
Price Increase	0

*Back on Market can be from these sources - Pending, Temp Off Market, Cancelled and Expired Listing)

7 DAY SOLD COMPARISON

Closed Prior Year	Volume	Count
Wednesday, March 25, 2026	\$2,585,000	7
Tuesday, March 24, 2026	\$850,000	1
Monday, March 23, 2026	\$1,737,500	6
Saturday, March 21, 2026	\$245,000	1
Friday, March 20, 2026	\$1,549,000	7
Thursday, March 19, 2026	\$1,330,000	5
Total	\$8,296,500	27

Closed Prior Year	Volume	Count
Monday, March 24, 2025	\$1,867,500	5
Friday, March 21, 2025	\$5,860,025	15
Thursday, March 20, 2025	\$964,000	3
Wednesday, March 19, 2025	\$815,000	3
Tuesday, March 18, 2025	\$1,876,000	4
Total	\$11,382,525	30

