



4 WEEK REAL ESTATE MARKET REPORT

Thursday, March 26, 2026

As of: Friday, March 27, 2026

- 1 Report Breakdown
- 2 Cumulative Tampa Bay Report - Single Family Home
- 3 Cumulative Tampa Bay Report - Condominium
- 4 Pinellas County - Single Family Home
- 5 Pinellas County - Condominium
- 6 Pasco County - Single Family Home
- 7 Pasco County - Condominium
- 8 Hillsborough County - Single Family Home
- 9 Hillsborough County - Condominium
- 10 Sarasota County - Single Family Home
- 11 Sarasota County - Condominium
- 12 Manatee County - Single Family Home
- 13 Manatee County - Condominium

4 WEEK REAL ESTATE MARKET REPORT

REPORT BREAKDOWN

Thursday, March 26, 2026

as of: 3/27/2026

Day 1	Thursday, March 26, 2026
Day 2	Wednesday, March 25, 2026
Day 3	Tuesday, March 24, 2026
Day 4	Monday, March 23, 2026
Day 5	Sunday, March 22, 2026
Day 6	Friday, March 27, 2026
Day 7	Thursday, March 26, 2026
Day 8	Wednesday, March 25, 2026
Day 9	Tuesday, March 24, 2026
Day 10	Monday, March 23, 2026
Day 11	Sunday, March 22, 2026
Day 12	Saturday, March 21, 2026
Day 13	Friday, March 20, 2026
Day 14	Thursday, March 19, 2026
Day 15	Wednesday, March 18, 2026
Day 16	Tuesday, March 17, 2026
Day 17	Monday, March 16, 2026
Day 18	Sunday, March 15, 2026
Day 19	Saturday, March 14, 2026
Day 20	Friday, March 13, 2026
Day 21	Thursday, March 12, 2026
Day 22	Wednesday, March 11, 2026
Day 23	Tuesday, March 10, 2026
Day 24	Monday, March 9, 2026
Day 25	Sunday, March 8, 2026
Day 26	Saturday, March 7, 2026
Day 27	Friday, March 6, 2026
Day 28	Thursday, March 5, 2026

REPORT BREAKDOWN

GRAPH:

Active - Newly listed during the date range

Pending - Status changed to 'pending' during the date range

Sold - Closed during the date range

Canceled - Canceled during the date range

Temp off Market - Status changed to 'temp' off market' during the date range

The date ranges are not cumulative.

Day 1: Thursday, March 26, 2026

Day 28: Thursday, March 5, 2026

TOTALS:

4 Weeks: The summation of each date range (Day 1 - Day 28)

Market Changes

Day 1's New Listings, Price Increase, Price Decreases and Back on Market

Manatee County - Single Family Home

7 Day Sold Comparison

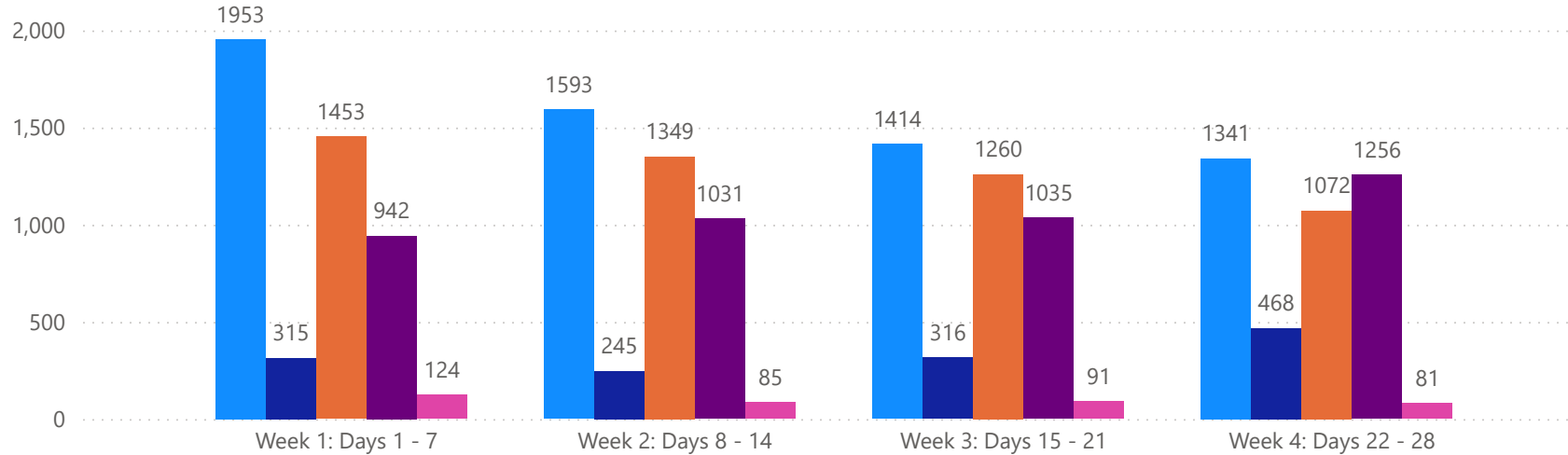
Compares the sold amount and volume in the last 7 days against the same timeframe in the prior year and days 8 - days 14.

4 WEEK REAL ESTATE MARKET REPORT

TAMPA BAY - SINGLE FAMILY HOME

3/26/2026

MLS Status ● Active ● Canceled ● Pending ● Sold ● Temporarily Off-Market



All data is current as of today, though some MLS statuses may have changed from prior days.

TOTALS

MLS Status	4 Week Total
Active	6301
Canceled	1344
Pending	5134
Sold	4264
Temporarily Off-Market	381

DAILY MARKET CHANGE

Category	Sum of Total
Back on the Market	54
New Listings	315
Price Decrease	430
Price Increase	18

*Back on Market can be from these sources - Pending, Temp Off Market, Cancelled and Expired Listing)

7 DAY SOLD COMPARISON

Closed Prior Year	Volume	Count	Closed Prior Year	Volume	Count
Thursday, March 26, 2026	\$67,176,589	109	Tuesday, March 25, 2025	\$108,035,442	180
Wednesday, March 25, 2026	\$91,801,613	153	Monday, March 24, 2025	\$111,660,931	202
Tuesday, March 24, 2026	\$98,814,487	165	Sunday, March 23, 2025	\$2,919,715	6
Monday, March 23, 2026	\$115,196,346	188	Saturday, March 22, 2025	\$6,608,100	13
Sunday, March 22, 2026	\$2,163,500	6	Friday, March 21, 2025	\$149,723,694	292
Saturday, March 21, 2026	\$3,685,194	8	Thursday, March 20, 2025	\$108,419,588	201
Friday, March 20, 2026	\$179,691,176	313	Wednesday, March 19, 2025	\$95,319,299	145
Total	\$558,528,905	942	Total	\$582,686,769	1039

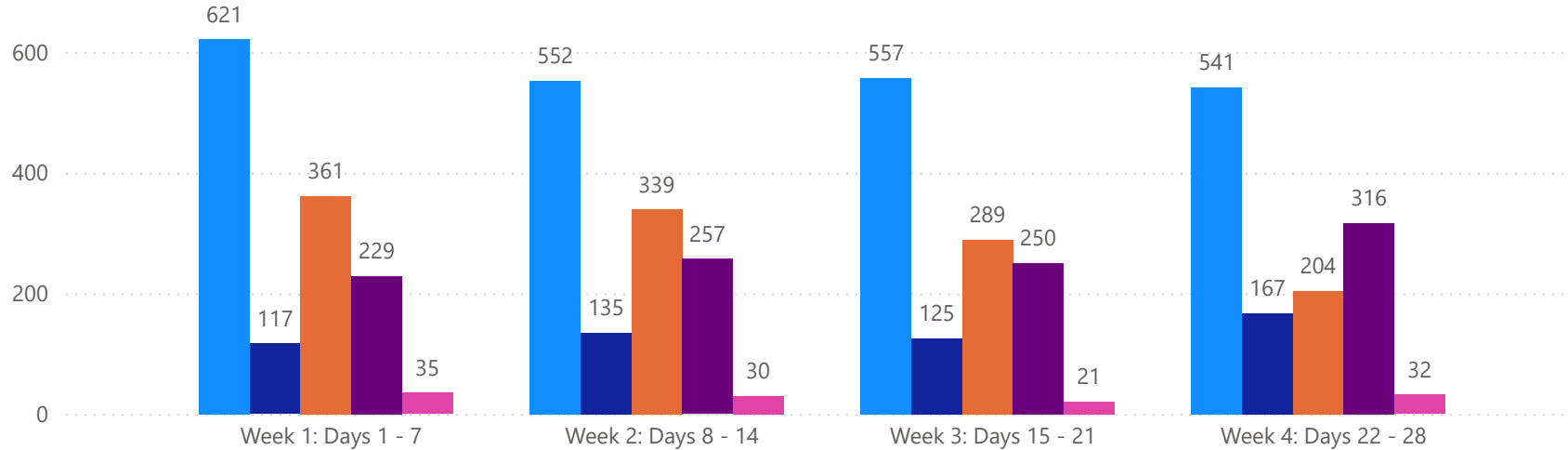


4 WEEK REAL ESTATE MARKET REPORT

TAMPA BAY - CONDO

3/26/2026

MlsStatus ● Active ● Canceled ● Pending ● Sold ● Temporarily Off-Market



All data is current as of today, though some MLS statuses may have changed from prior days.

TOTALS


MLS Status	4 Week Total
Active	2271
Canceled	544
Pending	1193
Sold	1052
Temporarily Off-Market	118

DAILY MARKET CHANGE

Category	Sum of Total	
Back on the Market	15	*Back on Market can be from these sources - Pending, Temp Off Market, Cancelled and Expired Listing)
New Listings	84	
Price Decrease	128	
Price Increase	3	

7 DAY SOLD COMPARISON

Closed Prior Year	Volume	Count	Closed Prior Year	Volume	Count
Thursday, March 26, 2026	\$13,416,099	31	Tuesday, March 25, 2025	\$12,664,685	39
Wednesday, March 25, 2026	\$20,459,615	41	Monday, March 24, 2025	\$11,322,400	30
Tuesday, March 24, 2026	\$24,175,440	41	Friday, March 21, 2025	\$34,054,887	74
Monday, March 23, 2026	\$15,774,649	39	Thursday, March 20, 2025	\$17,419,400	32
Sunday, March 22, 2026	\$1,855,000	2	Wednesday, March 19, 2025	\$11,796,300	33
Saturday, March 21, 2026	\$415,000	2	Total	\$87,257,672	208
Friday, March 20, 2026	\$47,974,237	73			
Total	\$124,070,040	229			

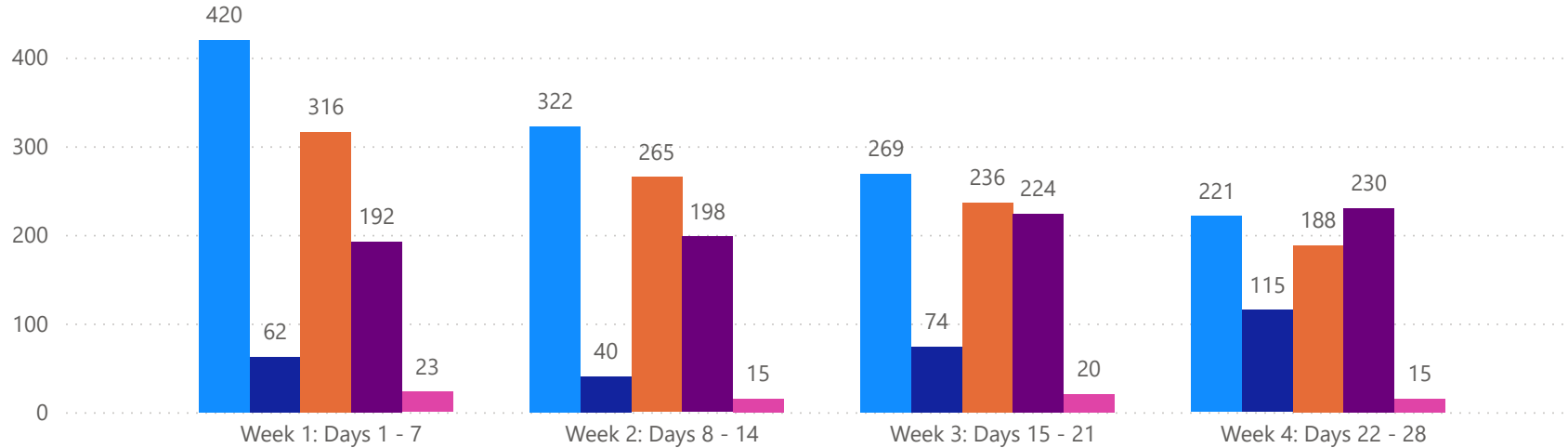


4 WEEK REAL ESTATE MARKET REPORT

PINELLAS COUNTY - SINGLE FAMILY HOME

3/26/2026

MLS Status ● Active ● Canceled ● Pending ● Sold ● Temporarily Off-Market



All data is current as of today, though some MLS statuses may have changed from prior days.

TOTALS

MLS Status	4 Week Total
Active	1232
Canceled	291
Pending	1005
Sold	844
Temporarily Off-Market	73

DAILY MARKET CHANGE

Category	Sum of Pinellas
Back on the Market	13
New Listings	59
Price Decrease	93
Price Increase	3

*Back on Market can be from these sources - Pending, Temp Off Market, Cancelled and Expired Listing)

7 DAY SOLD COMPARISON

Closed Prior Year	Volume	Count	Closed Prior Year	Volume	Count
Thursday, March 26, 2026	\$24,544,638	29	Tuesday, March 25, 2025	\$20,484,810	31
Wednesday, March 25, 2026	\$19,690,604	26	Monday, March 24, 2025	\$21,017,707	36
Tuesday, March 24, 2026	\$24,367,700	35	Saturday, March 22, 2025	\$2,927,600	5
Monday, March 23, 2026	\$30,540,660	38	Friday, March 21, 2025	\$34,497,823	72
Saturday, March 21, 2026	\$300,000	1	Thursday, March 20, 2025	\$28,439,508	43
Friday, March 20, 2026	\$31,841,124	63	Wednesday, March 19, 2025	\$17,757,900	29
Total	\$131,284,726	192	Total	\$125,125,348	216

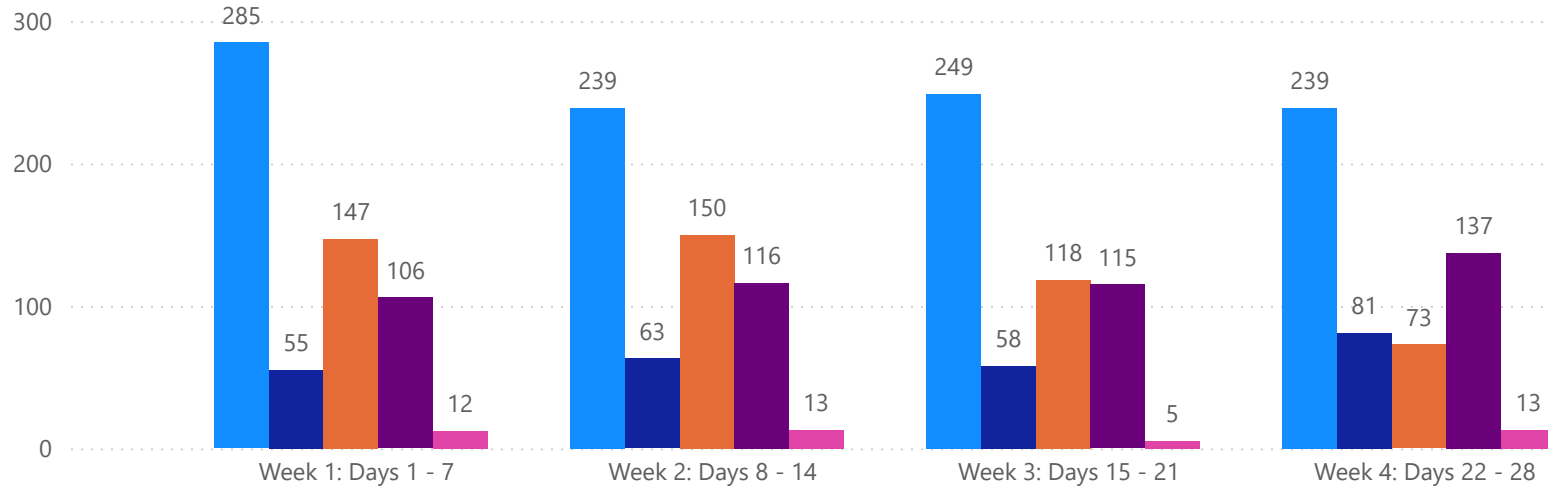


4 WEEK REAL ESTATE MARKET REPORT

PINELLAS COUNTY - CONDO

3/26/2026

MLSStatus ● Active ● Canceled ● Pending ● Sold ● Temporarily Off-Market



All data is current as of today, though some MLS statuses may have changed from prior days.

TOTALS

MLS Status	4 Week Total
Active	1012
Canceled	257
Pending	488
Sold	474
Temporarily Off-Market	43

DAILY MARKET CHANGE

Category	Sum of Pinellas
Back on the Market	8
New Listings	39
Price Decrease	50
Price Increase	3

*Back on Market can be from these sources - Pending, Temp Off Market, Cancelled and Expired Listing)

7 DAY SOLD COMPARISON

Closed Prior Year	Volume	Count	Closed Prior Year	Volume	Count
Thursday, March 26, 2026	\$7,584,500	16	Tuesday, March 25, 2025	\$5,959,000	16
Wednesday, March 25, 2026	\$10,781,215	15	Monday, March 24, 2025	\$4,000,400	11
Tuesday, March 24, 2026	\$14,365,590	22	Friday, March 21, 2025	\$10,289,200	29
Monday, March 23, 2026	\$7,150,649	16	Thursday, March 20, 2025	\$5,689,900	16
Sunday, March 22, 2026	\$165,000	1	Wednesday, March 19, 2025	\$6,626,900	18
Saturday, March 21, 2026	\$170,000	1	Total	\$32,565,400	90
Friday, March 20, 2026	\$15,115,047	35			
Total	\$55,332,001	106			

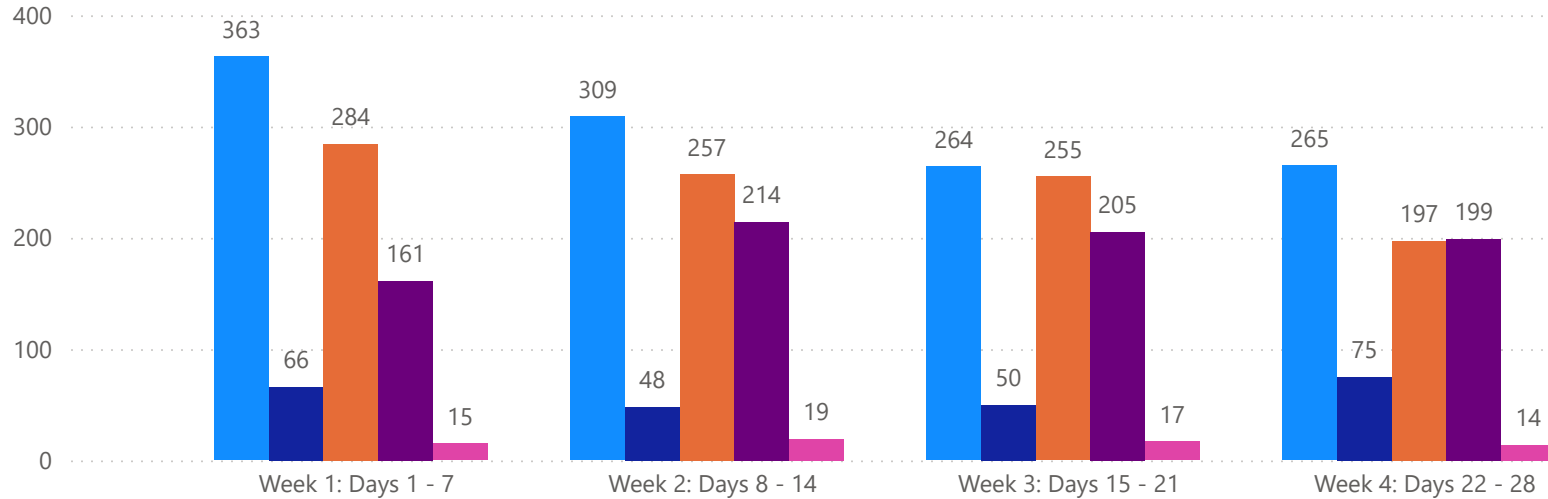


4 WEEK REAL ESTATE MARKET REPORT

PASCO COUNTY - SINGLE FAMILY HOME

3/26/2026

MLS Status ● Active ● Canceled ● Pending ● Sold ● Temporarily Off-Market



All data is current as of today, though some MLS statuses may have changed from prior days.

TOTALS

MLS Status	4 Week Total
Active	1201
Canceled	239
Pending	993
Sold	779
Temporarily Off-Market	65

DAILY MARKET CHANGE

Category	Sum of Pasco
Back on the Market	9
New Listings	67
Price Decrease	79
Price Increase	9

*Back on Market can be from these sources - Pending, Temp Off Market, Cancelled and Expired Listing)

7 DAY SOLD COMPARISON

Closed Prior Year	Volume	Count	Closed Prior Year	Volume	Count
Thursday, March 26, 2026	\$6,910,100	17	Tuesday, March 25, 2025	\$13,630,204	31
Wednesday, March 25, 2026	\$8,919,722	21	Monday, March 24, 2025	\$17,431,237	39
Tuesday, March 24, 2026	\$13,557,695	30	Sunday, March 23, 2025	\$284,900	1
Monday, March 23, 2026	\$10,997,895	28	Friday, March 21, 2025	\$24,203,805	60
Sunday, March 22, 2026	\$1,422,500	4	Thursday, March 20, 2025	\$15,068,990	37
Saturday, March 21, 2026	\$650,000	1	Wednesday, March 19, 2025	\$14,686,189	39
Friday, March 20, 2026	\$25,281,129	60	Total	\$85,305,325	207
Total	\$67,739,041	161			

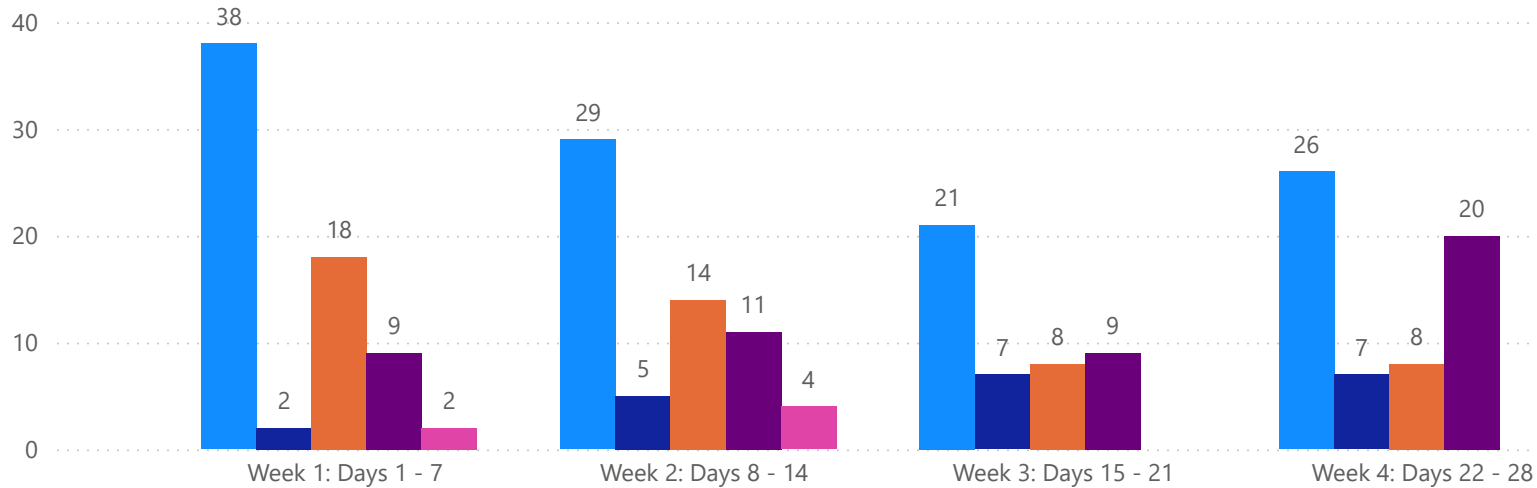


4 WEEK REAL ESTATE MARKET REPORT

PASCO COUNTY - CONDO

3/26/2026

MLSStatus ● Active ● Canceled ● Pending ● Sold ● Temporarily Off-Market



All data is current as of today, though some MLS statuses may have changed from prior days.

TOTALS

MLS Status	4 Week Total
Active	114
Canceled	21
Pending	48
Sold	49
Temporarily Off-Market	6

DAILY MARKET CHANGE

Category	Sum of Pasco
Back on the Market	1
New Listings	7
Price Decrease	5
Price Increase	0

*Back on Market can be from these sources - Pending, Temp Off Market, Cancelled and Expired Listing)

7 DAY SOLD COMPARISON

Closed Prior Year	Volume	Count	Closed Prior Year	Volume	Count
Thursday, March 26, 2026	\$336,100	2	Tuesday, March 25, 2025	\$658,697	5
Wednesday, March 25, 2026	\$237,900	1	Friday, March 21, 2025	\$375,999	3
Tuesday, March 24, 2026	\$548,500	2	Thursday, March 20, 2025	\$493,500	2
Monday, March 23, 2026	\$642,000	3	Wednesday, March 19, 2025	\$100,000	1
Friday, March 20, 2026	\$250,000	1	Total	\$1,628,196	11
Total	\$2,014,500	9			

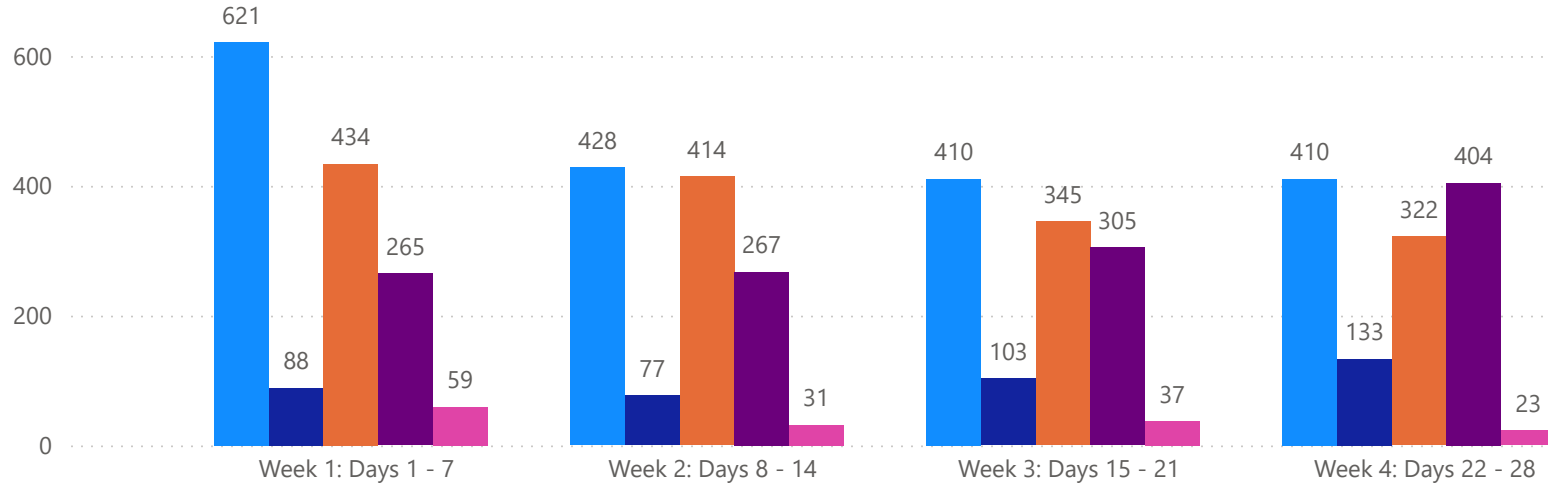


4 WEEK REAL ESTATE MARKET REPORT

HILLSBOROUGH COUNTY - SINGLE FAMILY HOME

3/26/2026

MlsStatus ● Active ● Canceled ● Pending ● Sold ● Temporarily Off-Market



All data is current as of today, though some MLS statuses may have changed from prior days.

TOTALS

MLS Status	4 Week Total
Active	1869
Canceled	401
Pending	1515
Sold	1241
Temporarily Off-Market	150

DAILY MARKET CHANGE

Category	Sum of Hillsborough	*Back on Market can be from these sources - Pending, Temp Off Market, Cancelled and Expired Listing)
Back on the Market	17	
New Listings	106	
Price Decrease	126	
Price Increase	4	

7 DAY SOLD COMPARISON

Closed Prior Year	Volume	Count	Closed Prior Year	Volume	Count
Thursday, March 26, 2026	\$11,282,516	21	Tuesday, March 25, 2025	\$25,022,364	54
Wednesday, March 25, 2026	\$27,393,889	47	Monday, March 24, 2025	\$34,350,362	58
Tuesday, March 24, 2026	\$23,131,660	48	Sunday, March 23, 2025	\$1,395,000	2
Monday, March 23, 2026	\$29,747,494	54	Saturday, March 22, 2025	\$1,647,500	4
Saturday, March 21, 2026	\$350,000	1	Friday, March 21, 2025	\$35,381,184	74
Friday, March 20, 2026	\$52,347,011	94	Thursday, March 20, 2025	\$32,060,224	65
Total	\$144,252,570	265	Wednesday, March 19, 2025	\$17,938,990	35
			Total	\$147,795,624	292

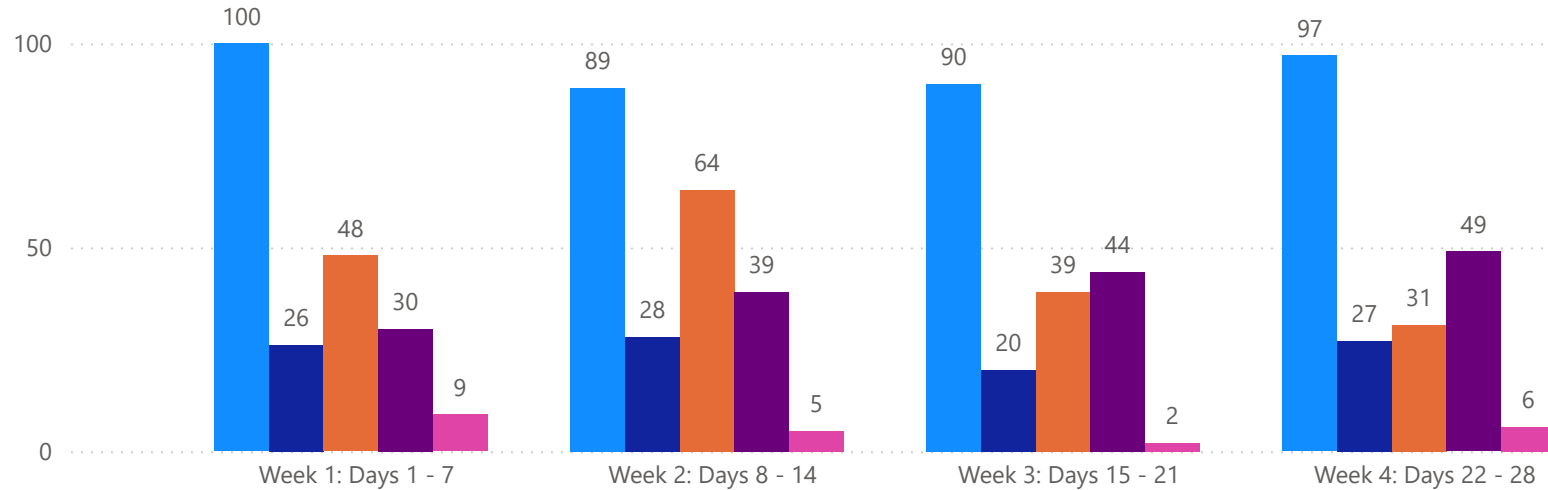


4 WEEK REAL ESTATE MARKET REPORT

HILLSBOROUGH COUNTY - CONDO

3/26/2026

MLS Status ● Active ● Canceled ● Pending ● Sold ● Temporarily Off-Market



All data is current as of today, though some MLS statuses may have changed from prior days.

TOTALS

MLS Status	4 Week Total
Active	376
Canceled	101
Pending	182
Sold	162
Temporarily Off-Market	22

DAILY MARKET CHANGE

Category	Sum of Hillsborough	*Back on Market can be from these sources - Pending, Temp Off Market, Cancelled and Expired Listing)
Back on the Market	1	
New Listings	12	
Price Decrease	21	
Price Increase	0	

7 DAY SOLD COMPARISON

Closed Prior Year	Volume	Count	Closed Prior Year	Volume	Count
Thursday, March 26, 2026	\$663,000	2	Tuesday, March 25, 2025	\$1,152,990	5
Wednesday, March 25, 2026	\$2,133,000	8	Monday, March 24, 2025	\$1,719,500	7
Tuesday, March 24, 2026	\$1,169,000	4	Friday, March 21, 2025	\$5,884,900	9
Monday, March 23, 2026	\$1,236,000	6	Thursday, March 20, 2025	\$3,665,000	6
Sunday, March 22, 2026	\$1,690,000	1	Wednesday, March 19, 2025	\$1,809,400	6
Friday, March 20, 2026	\$13,970,192	9	Total	\$14,231,790	33
Total	\$20,861,192	30			

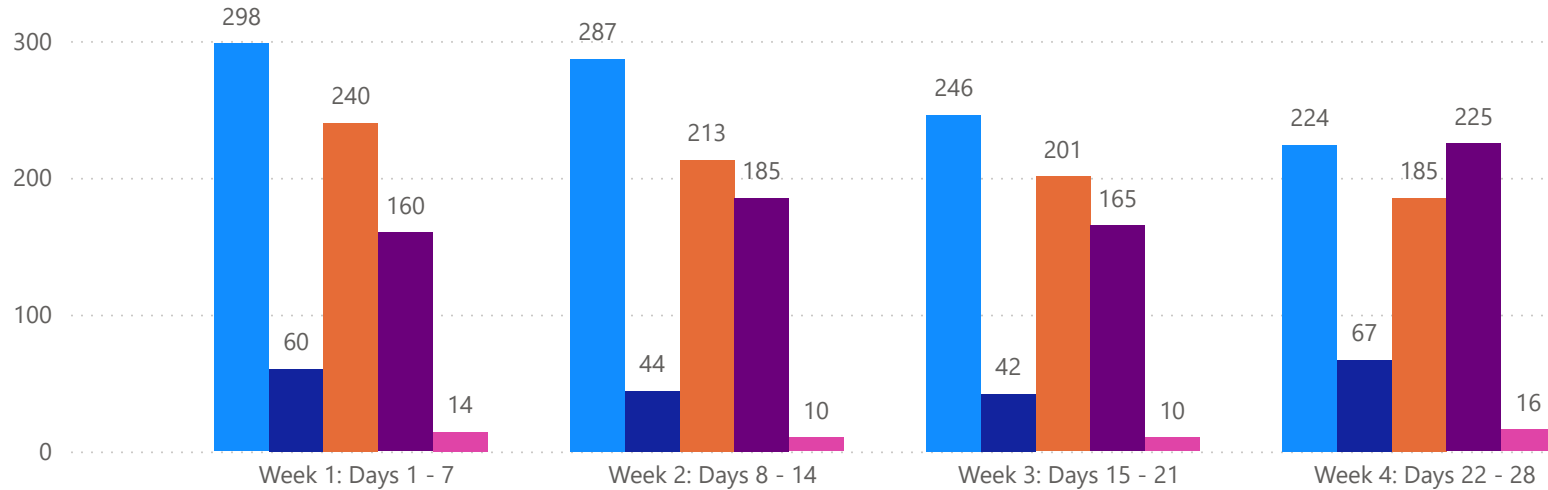


4 WEEK REAL ESTATE MARKET REPORT

SARASOTA COUNTY - SINGLE FAMILY HOME

3/26/2026

MLS Status ● Active ● Canceled ● Pending ● Sold ● Temporarily Off-Market



All data is current as of today, though some MLS statuses may have changed from prior days.

TOTALS

MLS Status	4 Week Total
Active	1055
Canceled	213
Pending	839
Sold	735
Temporarily Off-Market	50

DAILY MARKET CHANGE

Category	Sum of Sarasota
Back on the Market	11
New Listings	42
Price Decrease	74
Price Increase	1

*Back on Market can be from these sources - Pending, Temp Off Market, Cancelled and Expired Listing)

7 DAY SOLD COMPARISON

Closed Prior Year	Volume	Count	Closed Prior Year	Volume	Count
Thursday, March 26, 2026	\$12,317,560	24	Tuesday, March 25, 2025	\$28,211,555	35
Wednesday, March 25, 2026	\$18,788,154	29	Monday, March 24, 2025	\$15,546,235	35
Tuesday, March 24, 2026	\$18,393,435	25	Saturday, March 22, 2025	\$1,345,000	3
Monday, March 23, 2026	\$27,837,585	40	Friday, March 21, 2025	\$31,240,780	45
Sunday, March 22, 2026	\$741,000	2	Thursday, March 20, 2025	\$18,207,294	35
Friday, March 20, 2026	\$29,323,945	40	Wednesday, March 19, 2025	\$36,406,305	27
Total	\$107,401,679	160	Total	\$130,957,169	180

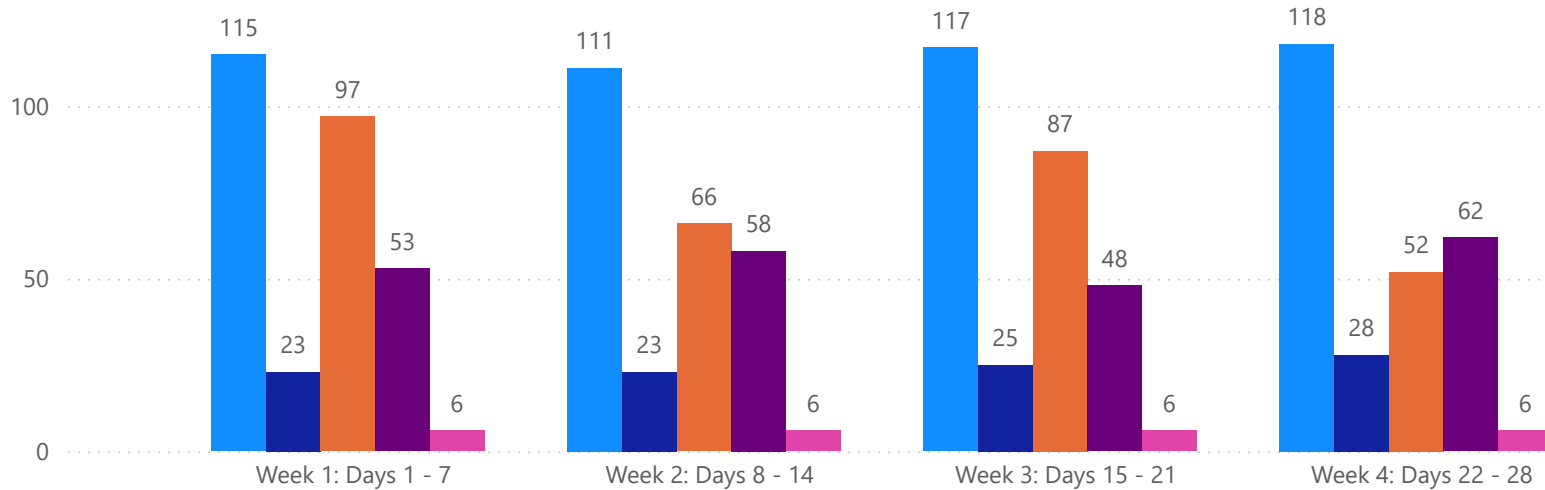


4 WEEK REAL ESTATE MARKET REPORT

SARASOTA COUNTY - CONDO

3/26/2026

MLS Status ● Active ● Canceled ● Pending ● Sold ● Temporarily Off-Market



All data is current as of today, though some MLS statuses may have changed from prior days.

TOTALS

MLS Status	4 Week Total
Active	461
Canceled	99
Pending	302
Sold	221
Temporarily Off-Market	24

DAILY MARKET CHANGE

Category	Sum of Sarasota
Back on the Market	3
New Listings	15
Price Decrease	29
Price Increase	0

*Back on Market can be from these sources - Pending, Temp Off Market, Cancelled and Expired Listing)

7 DAY SOLD COMPARISON

Closed Prior Year	Volume	Count	Closed Prior Year	Volume	Count
Thursday, March 26, 2026	\$3,381,999	5	Tuesday, March 25, 2025	\$3,323,998	8
Wednesday, March 25, 2026	\$4,522,500	9	Monday, March 24, 2025	\$3,735,000	7
Tuesday, March 24, 2026	\$7,072,450	11	Friday, March 21, 2025	\$11,644,763	18
Monday, March 23, 2026	\$5,008,500	8	Thursday, March 20, 2025	\$6,607,000	5
Friday, March 20, 2026	\$16,575,000	20	Wednesday, March 19, 2025	\$2,445,000	5
Total	\$36,560,449	53	Total	\$27,755,761	43

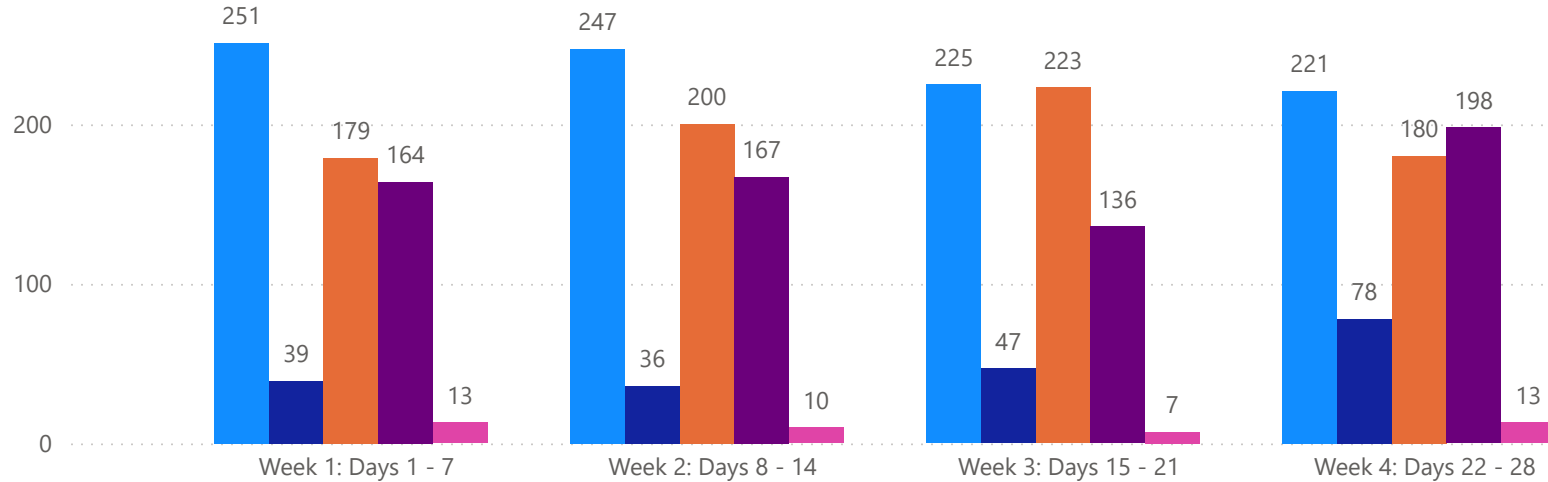


4 WEEK REAL ESTATE MARKET REPORT

MANATEE COUNTY - SINGLE FAMILY HOME

3/26/2026

MlsStatus ● Active ● Canceled ● Pending ● Sold ● Temporarily Off-Market



All data is current as of today, though some MLS statuses may have changed from prior days.

TOTALS

MLS Status	4 Week Total
Active	944
Canceled	200
Pending	782
Sold	665
Temporarily Off-Market	43

DAILY MARKET CHANGE

Category	Sum of Manatee
Back on the Market	4
New Listings	41
Price Decrease	58
Price Increase	1

*Back on Market can be from these sources - Pending, Temp Off Market, Cancelled and Expired Listing)

7 DAY SOLD COMPARISON

Closed Prior Year	Volume	Count	Closed Prior Year	Volume	Count
Thursday, March 26, 2026	\$12,121,775	18	Tuesday, March 25, 2025	\$20,686,509	29
Wednesday, March 25, 2026	\$17,009,244	30	Monday, March 24, 2025	\$23,315,390	34
Tuesday, March 24, 2026	\$19,363,997	27	Sunday, March 23, 2025	\$1,239,815	3
Monday, March 23, 2026	\$16,072,712	28	Saturday, March 22, 2025	\$688,000	1
Saturday, March 21, 2026	\$2,385,194	5	Friday, March 21, 2025	\$24,400,102	41
Friday, March 20, 2026	\$40,897,967	56	Thursday, March 20, 2025	\$14,643,572	21
Total	\$107,850,889	164	Wednesday, March 19, 2025	\$8,529,915	15
			Total	\$93,503,303	144

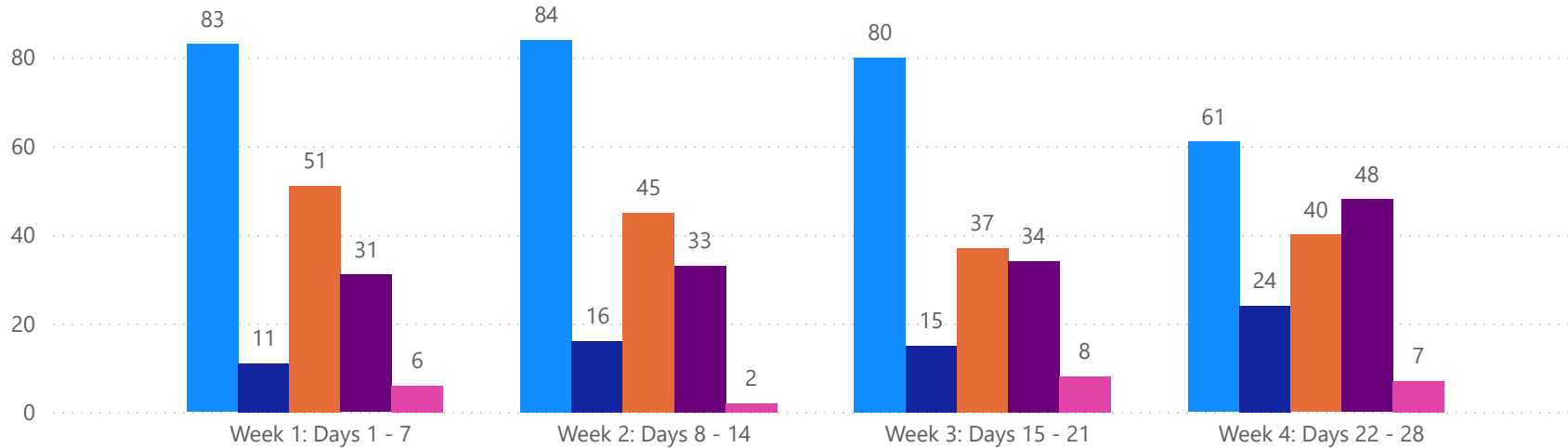


4 WEEK REAL ESTATE MARKET REPORT

MANATEE COUNTY - CONDO

3/26/2026

MLSStatus ● Active ● Canceled ● Pending ● Sold ● Temporarily Off-Market



TOTALS

MLS Status	4 Week Total
Active	308
Canceled	66
Pending	173
Sold	146
Temporarily Off-Market	23

DAILY MARKET CHANGE

Category	Sum of Manatee
Back on the Market	2
New Listings	11
Price Decrease	23
Price Increase	0

*Back on Market can be from these sources - Pending, Temp Off Market, Cancelled and Expired Listing)

7 DAY SOLD COMPARISON

Closed Prior Year	Volume	Count
Thursday, March 26, 2026	\$1,450,500	6
Wednesday, March 25, 2026	\$2,785,000	8
Tuesday, March 24, 2026	\$1,019,900	2
Monday, March 23, 2026	\$1,737,500	6
Saturday, March 21, 2026	\$245,000	1
Friday, March 20, 2026	\$2,063,998	8
Total	\$9,301,898	31

Closed Prior Year	Volume	Count
Tuesday, March 25, 2025	\$1,570,000	5
Monday, March 24, 2025	\$1,867,500	5
Friday, March 21, 2025	\$5,860,025	15
Thursday, March 20, 2025	\$964,000	3
Wednesday, March 19, 2025	\$815,000	3
Total	\$11,076,525	31

